

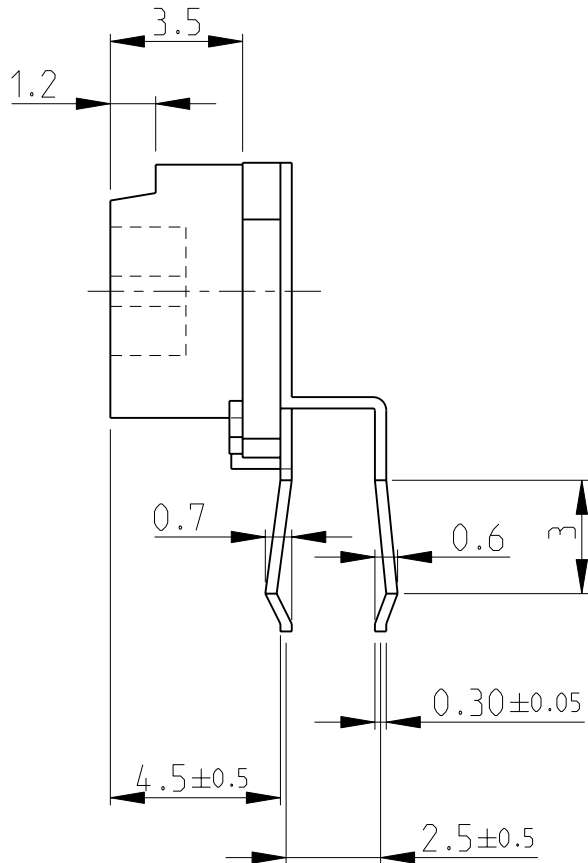
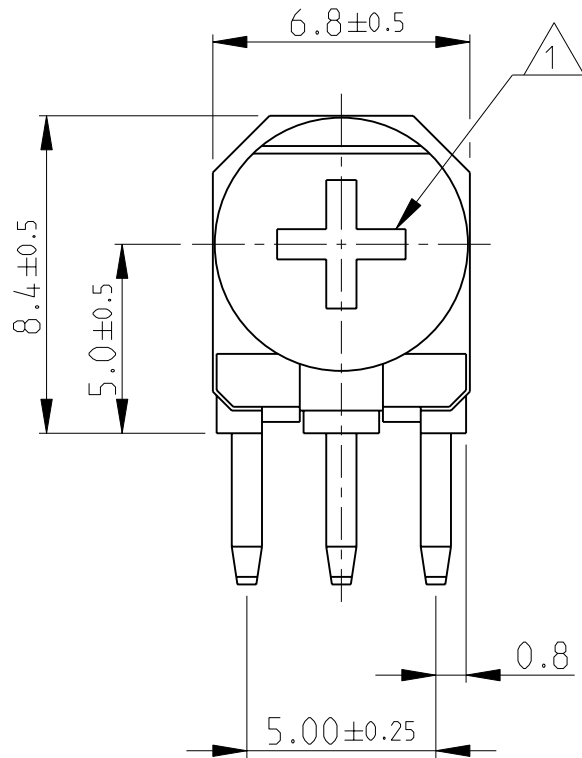
4

3

2

1

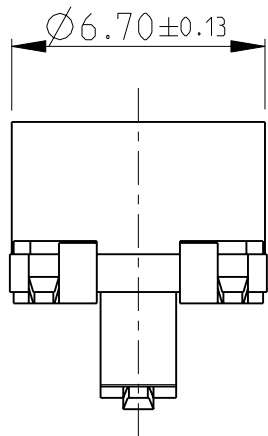
LOC	DIST	REVISIONS					
		P	LTR	DESCRIPTION	DATE	DWN	APVD
E	B		BA	NEW RELEASE	27-NOV-08	SM	St.P



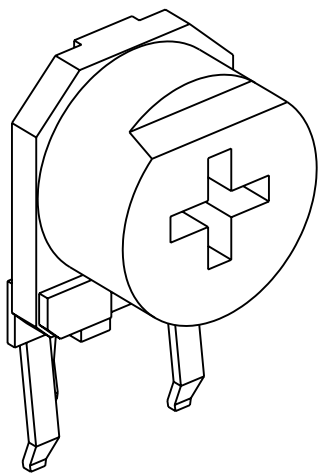
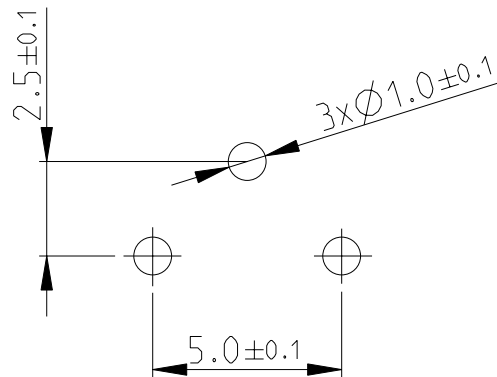
1 ADJUSTMENT HEAD: CROSS SLOT- 0.8x3.4, Depth-2


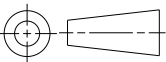
2 FOR FURTHER INFORMATION SEE DATA SHEET FOR 416 SERIES-ECONOMY TRIMMERS

RoHS Compliant



PCB LAYOUT PLAN



THIS DRAWING IS A CONTROLLED DOCUMENT FOR TYCO ELECTRONICS CORPORATION IT IS SUBJECT TO CHANGE AND THE CONTROLLING ENGINEERING ORGANIZATION SHOULD BE CONTACTED FOR THE LATEST REVISION.		DWN SUBHASH.M 27-NOV-08		 Tyco Electronics Corporation Dorcan, Swindon, SN3 5HH			
		CHK PRAKASH.S 27-NOV-08					
		APVD STEPHEN.P 27-NOV-08		NAME ECONOMY TRIMMERS SERIES 416X			
<div>DIMENSIONS: mm</div> <div></div>		TOLERANCES UNLESS OTHERWISE SPECIFIED:		PRODUCT SPEC			
		0 PLC ±0.2 1 PLC ±0.1 2 PLC ±- 3 PLC ±- 4 PLC ±- ANGLES ±5°		APPLICATION SPEC			
		MATERIAL -		FINISH -		WEIGHT -	
CUSTOMER DRAWING				SIZE A 3	CAGE CODE 00779	DRAWING NO C=1623895	RESTRICTED TO -
				SCALE 5:1		SHEET 1 OF 1	REV BA

Mouser Electronics

Authorized Distributor

Click to View Pricing, Inventory, Delivery & Lifecycle Information:

[TE Connectivity:](#)

[416XA102P](#)