

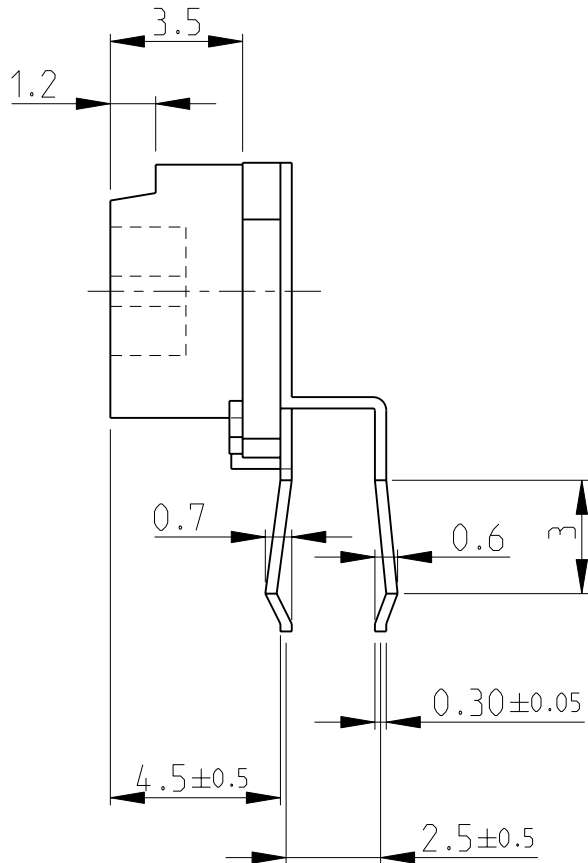
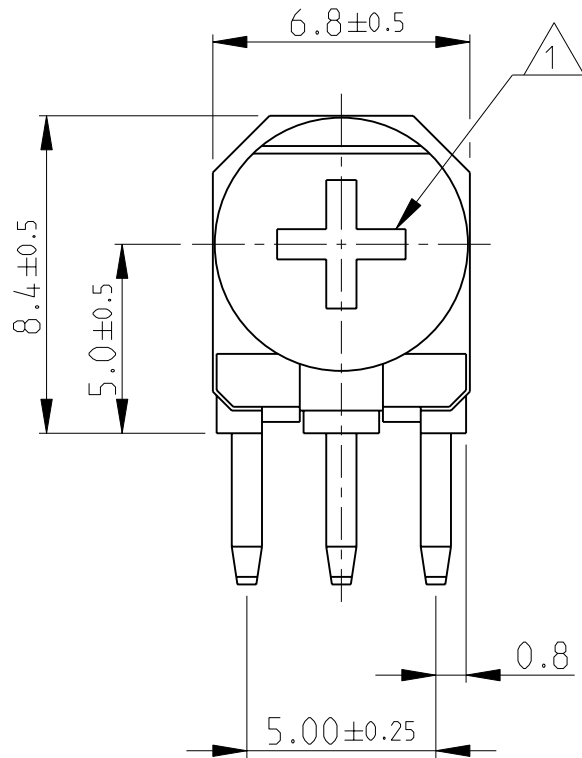
4

3

2

1

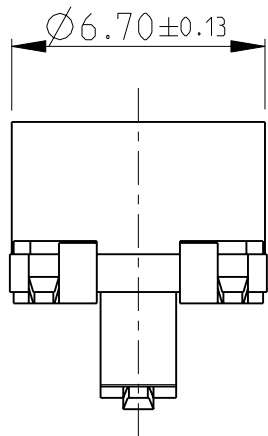
LOC	DIST	REVISIONS					
		P	LTR	DESCRIPTION	DATE	DWN	APVD
E	B		BA	NEW RELEASE	27-NOV-08	SM	St.P



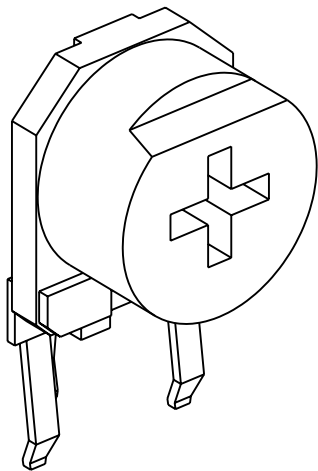
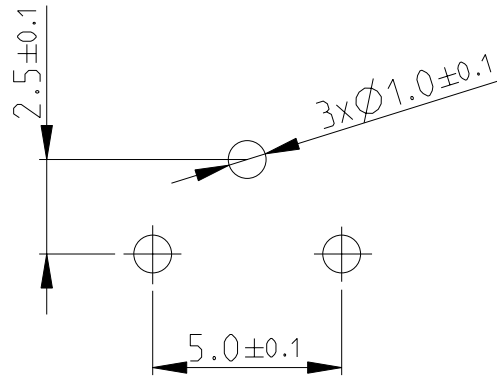
1 ADJUSTMENT HEAD: CROSS SLOT- 0.8x3.4, Depth-2


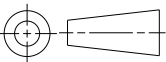
2 FOR FURTHER INFORMATION SEE DATA SHEET FOR 416 SERIES-ECONOMY TRIMMERS

RoHS Compliant



PCB LAYOUT PLAN



THIS DRAWING IS A CONTROLLED DOCUMENT FOR TYCO ELECTRONICS CORPORATION IT IS SUBJECT TO CHANGE AND THE CONTROLLING ENGINEERING ORGANIZATION SHOULD BE CONTACTED FOR THE LATEST REVISION.		DWN	SUBHASH.M	27-NOV-08	 Tyco Electronics Corporation Dorcan, Swindon, SN3 5HH								
		CHK	PRAKASH.S	27-NOV-08									
		<div>DIMENSIONS:</div> <div>mm</div> <div></div>		APVD	STEPHEN.P	27-NOV-08	NAME ECONOMY TRIMMERS SERIES 416X						
PRODUCT SPEC													
-													
<div>TOLERANCES UNLESS OTHERWISE SPECIFIED:</div> <div>0 PLC ±0.2</div> <div>1 PLC ±0.1</div> <div>2 PLC ±-</div> <div>3 PLC ±-</div> <div>4 PLC ±-</div> <div>ANGLES ±5°</div>				APPLICATION SPEC			SIZE CAGE CODE DRAWING NO RESTRICTED TO						
				-									
		WEIGHT			A 3 00779 C=1623895								
-													
MATERIAL		FINISH		CUSTOMER DRAWING									
-		-		SCALE				SHEET		OF		REV	
				5:1				1		1		BA	

Mouser Electronics

Authorized Distributor

Click to View Pricing, Inventory, Delivery & Lifecycle Information:

[TE Connectivity:](#)

[416XA103PJIT](#)