

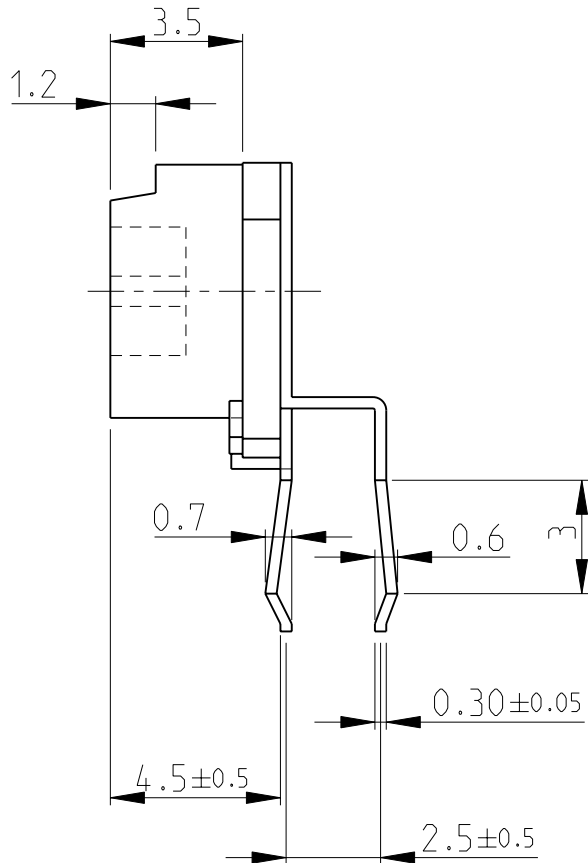
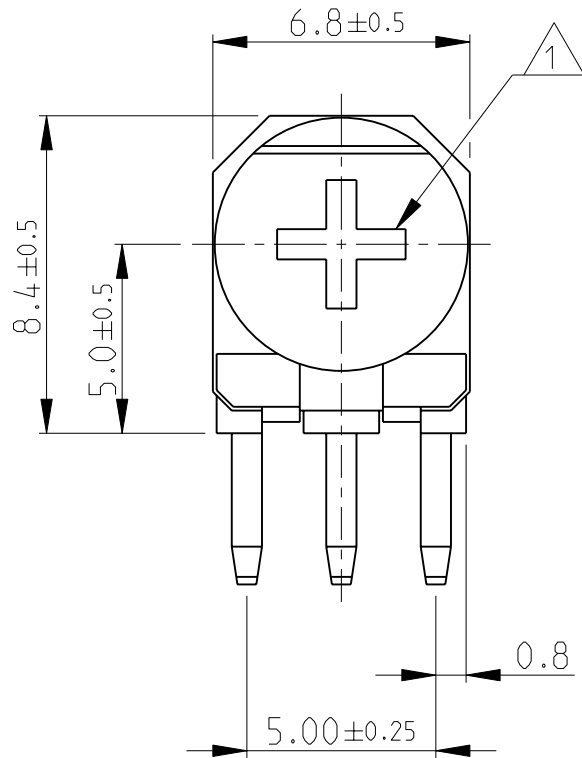
4

3

2

1

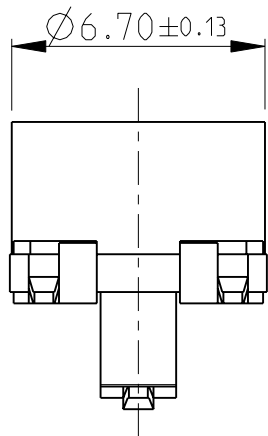
LOC	DIST	REVISIONS					
		P	LTR	DESCRIPTION	DATE	DWN	APVD
E	B		BA	NEW RELEASE	27-NOV-08	SM	St.P



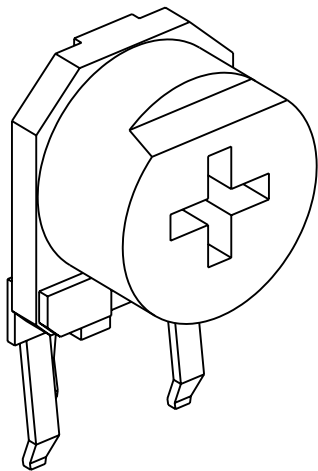
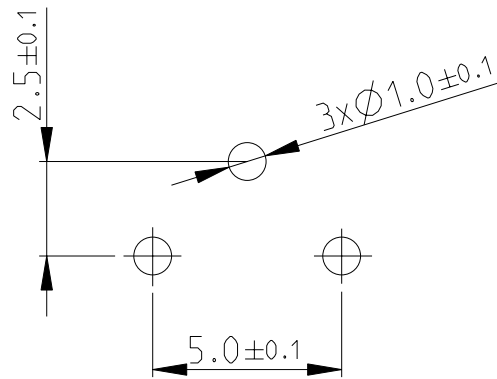
1 ADJUSTMENT HEAD: CROSS SLOT- 0.8x3.4, Depth-2


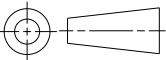
2 FOR FURTHER INFORMATION SEE DATA SHEET FOR 416 SERIES-ECONOMY TRIMMERS

RoHS Compliant



PCB LAYOUT PLAN



THIS DRAWING IS A CONTROLLED DOCUMENT FOR TYCO ELECTRONICS CORPORATION IT IS SUBJECT TO CHANGE AND THE CONTROLLING ENGINEERING ORGANIZATION SHOULD BE CONTACTED FOR THE LATEST REVISION.		DWN SUBHASH.M	27-NOV-08	 Tyco Electronics Corporation Dorcan, Swindon, SN3 5HH					
		CHK PRAKASH.S	27-NOV-08						
		APVD STEPHEN.P	27-NOV-08	NAME  ECONOMY TRIMMERS SERIES 416X					
DIMENSIONS:  mm		TOLERANCES UNLESS OTHERWISE SPECIFIED:							
		0 PLC ±0.2 1 PLC ±0.1 2 PLC ±- 3 PLC ±- 4 PLC ±- ANGLES ±5°		SIZE A 3					
MATERIAL -		FINISH -					CAGE CODE 00779		
				DRAWING NO C-1623895		RESTRICTED TO  -			
				WEIGHT -					
				CUSTOMER DRAWING			SCALE 5:1	SHEET 1 OF 1	REV BA

# Mouser Electronics

Authorized Distributor

Click to View Pricing, Inventory, Delivery & Lifecycle Information:

[TE Connectivity:](#)

[416XA202PJIT](#)