

4

3

2

1

THIS DRAWING IS UNPUBLISHED.

RELEASED FOR PUBLICATION

2008

© COPYRIGHT 2008

BY TYCO ELECTRONICS CORPORATION. ALL RIGHTS RESERVED.

LOC

DIST

REVISIONS

P

LTR

DESCRIPTION

DATE

DWN

APVD

BA

NEW RELEASE

27-NOV-08

SM

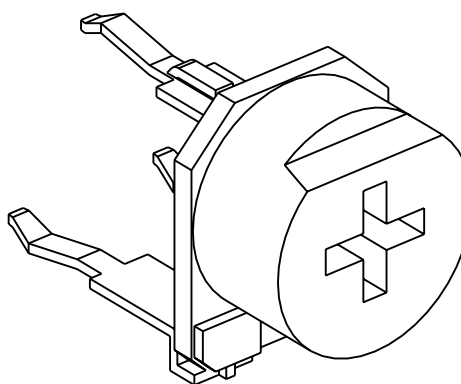
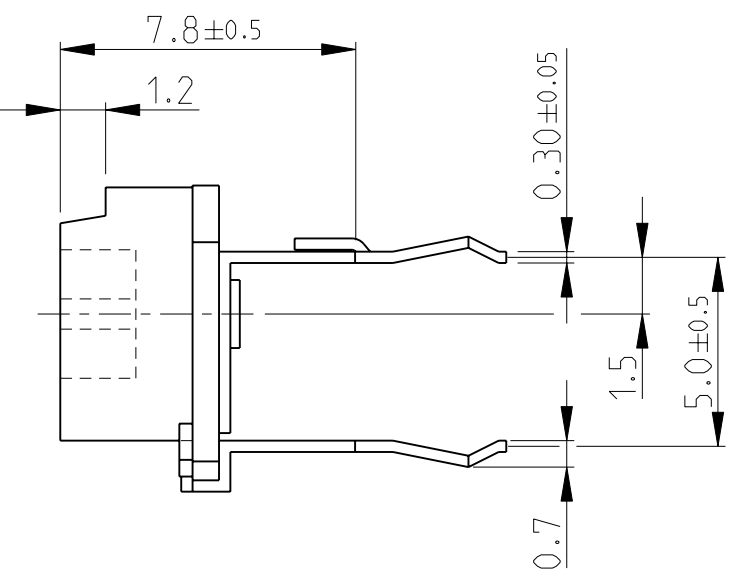
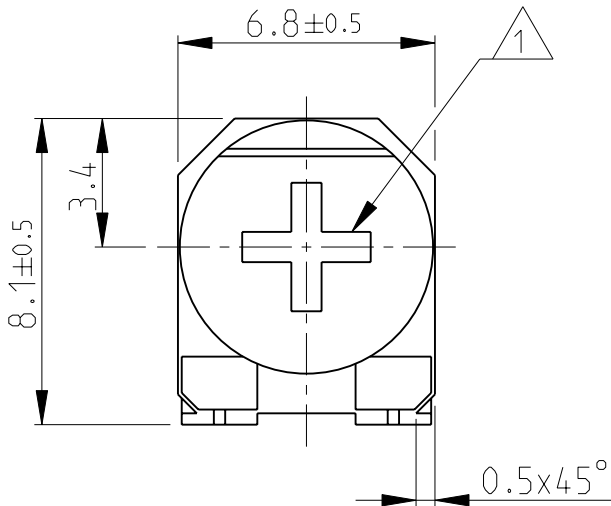
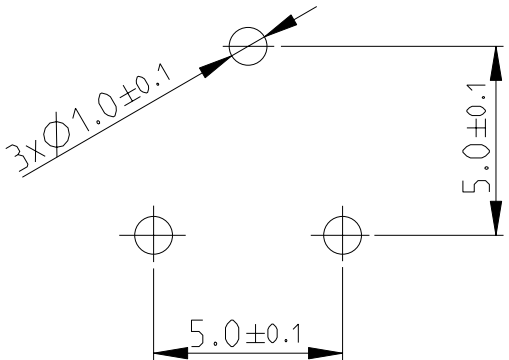
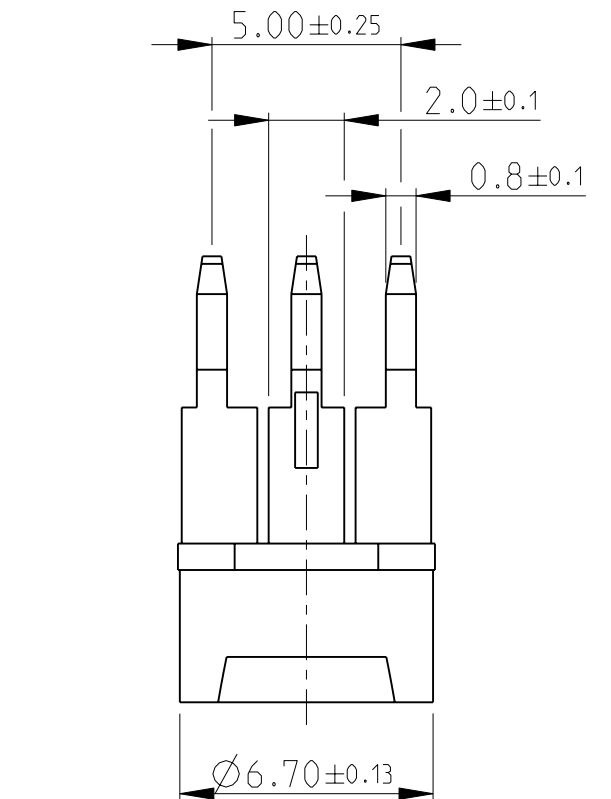
St.P

PCB LAYOUT PLAN

1 ADJUSTMENT HEAD: CROSS SLOT- 0.8x3.4, Depth-2

2 FOR FURTHER INFORMATION SEE DATA SHEET FOR 416 SERIES-ECONOMY TRIMMERS

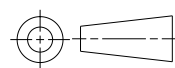
RoHS Compliant



THIS DRAWING IS A CONTROLLED DOCUMENT FOR TYCO ELECTRONICS CORPORATION
IT IS SUBJECT TO CHANGE AND THE CONTROLLING ENGINEERING ORGANIZATION
SHOULD BE CONTACTED FOR THE LATEST REVISION.

DIMENSIONS:

mm



TOLERANCES UNLESS OTHERWISE SPECIFIED:

0 PLC ±0.2
1 PLC ±0.1
2 PLC ±
3 PLC ±
4 PLC ±
ANGLES ±5°

MATERIAL

-

FINISH

-

DWN SUBHASH.M 27-NOV-08

CHK PRAKASH.S 27-NOV-08

APVD STEPHEN.P 27-NOV-08

PRODUCT SPEC

-

APPLICATION SPEC

-

WEIGHT

-

CUSTOMER DRAWING



Tyco Electronics

Tyco Electronics Corporation

Dorcan, Swindon, SN3 5HH

NAME

ECONOMY TRIMMERS
SERIES 416M

SIZE

CAGE CODE

DRAWING NO

RESTRICTED TO

A3

00779

C-1623893

-

SCALE

5:1

SHEET

1

OF

1

REV

BA

Mouser Electronics

Authorized Distributor

Click to View Pricing, Inventory, Delivery & Lifecycle Information:

[TE Connectivity:](#)

[416MA201P](#)