

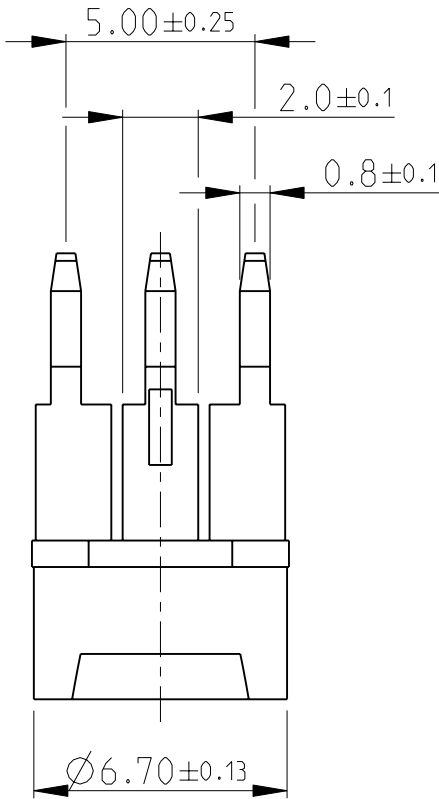
4

3

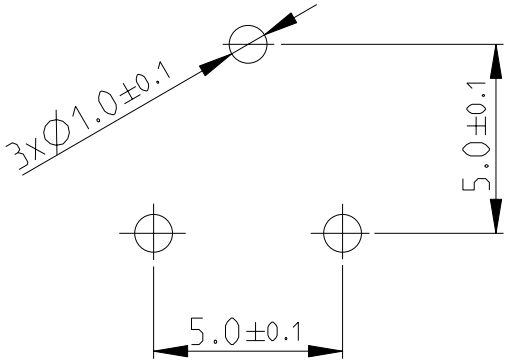
2

1

LOC	DIST	REVISIONS					
		P	LTR	DESCRIPTION	DATE	DWN	APVD
E	B		BA	NEW RELEASE	27-NOV-08	SM	St.P



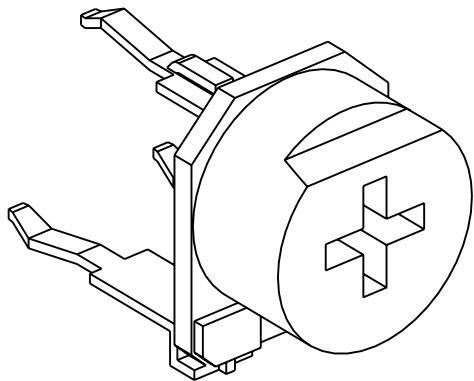
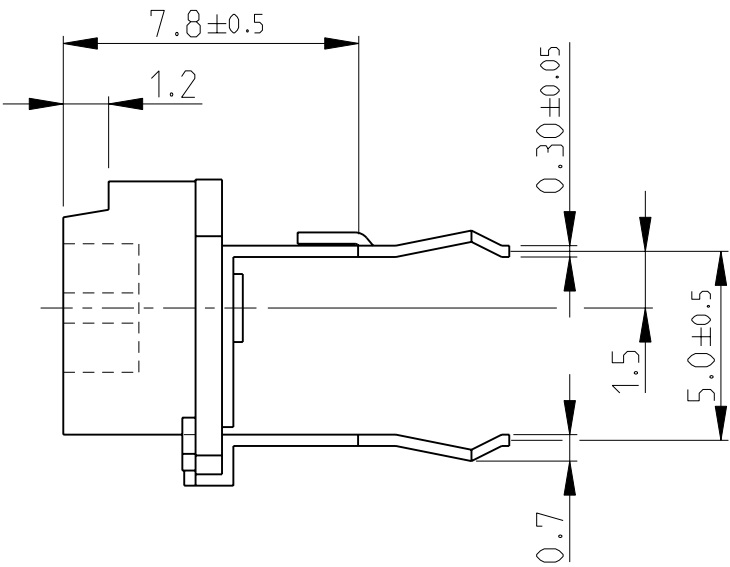
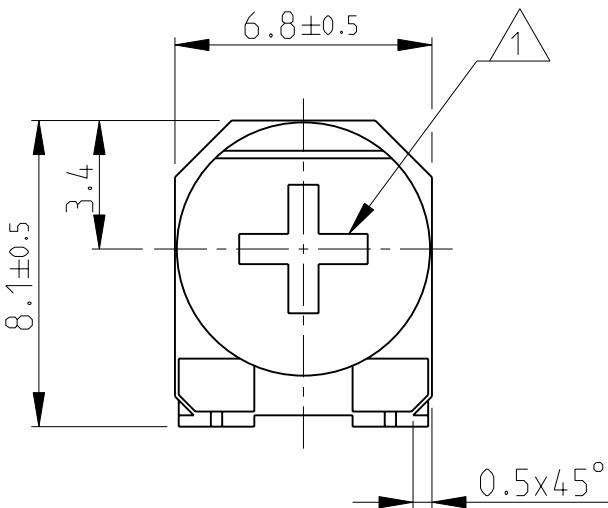
PCB LAYOUT PLAN


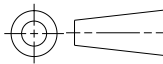


1 ADJUSTMENT HEAD: CROSS SLOT- 0.8x3.4, Depth-2

2 FOR FURTHER INFORMATION SEE DATA SHEET FOR 416 SERIES-ECONOMY TRIMMERS

RoHS Compliant



THIS DRAWING IS A CONTROLLED DOCUMENT FOR TYCO ELECTRONICS CORPORATION IT IS SUBJECT TO CHANGE AND THE CONTROLLING ENGINEERING ORGANIZATION SHOULD BE CONTACTED FOR THE LATEST REVISION.		DWN SUBHASH.M 27-NOV-08		<div> Tyco Electronics</div> <div>Tyco Electronics Corporation Dorcan, Swindon, SN3 5HH</div>				
		CHK PRAKASH.S 27-NOV-08						
		APVD STEPHEN.P 27-NOV-08		NAME ECONOMY TRIMMERS SERIES 416M				
DIMENSIONS: mm		TOLERANCES UNLESS OTHERWISE SPECIFIED:						
		0 PLC ±0.2 1 PLC ±0.1 2 PLC ± 3 PLC ± 4 PLC ± ANGLES ±5°		PRODUCT SPEC -				
				APPLICATION SPEC -				
MATERIAL -		FINISH -		SIZE A 3		CAGE CODE 00779	DRAWING NO C-1623893	RESTRICTED TO -
CUSTOMER DRAWING				SCALE 5:1		SHEET 1 OF 1		REV BA

Mouser Electronics

Authorized Distributor

Click to View Pricing, Inventory, Delivery & Lifecycle Information:

[TE Connectivity:](#)

[406MA103P](#)