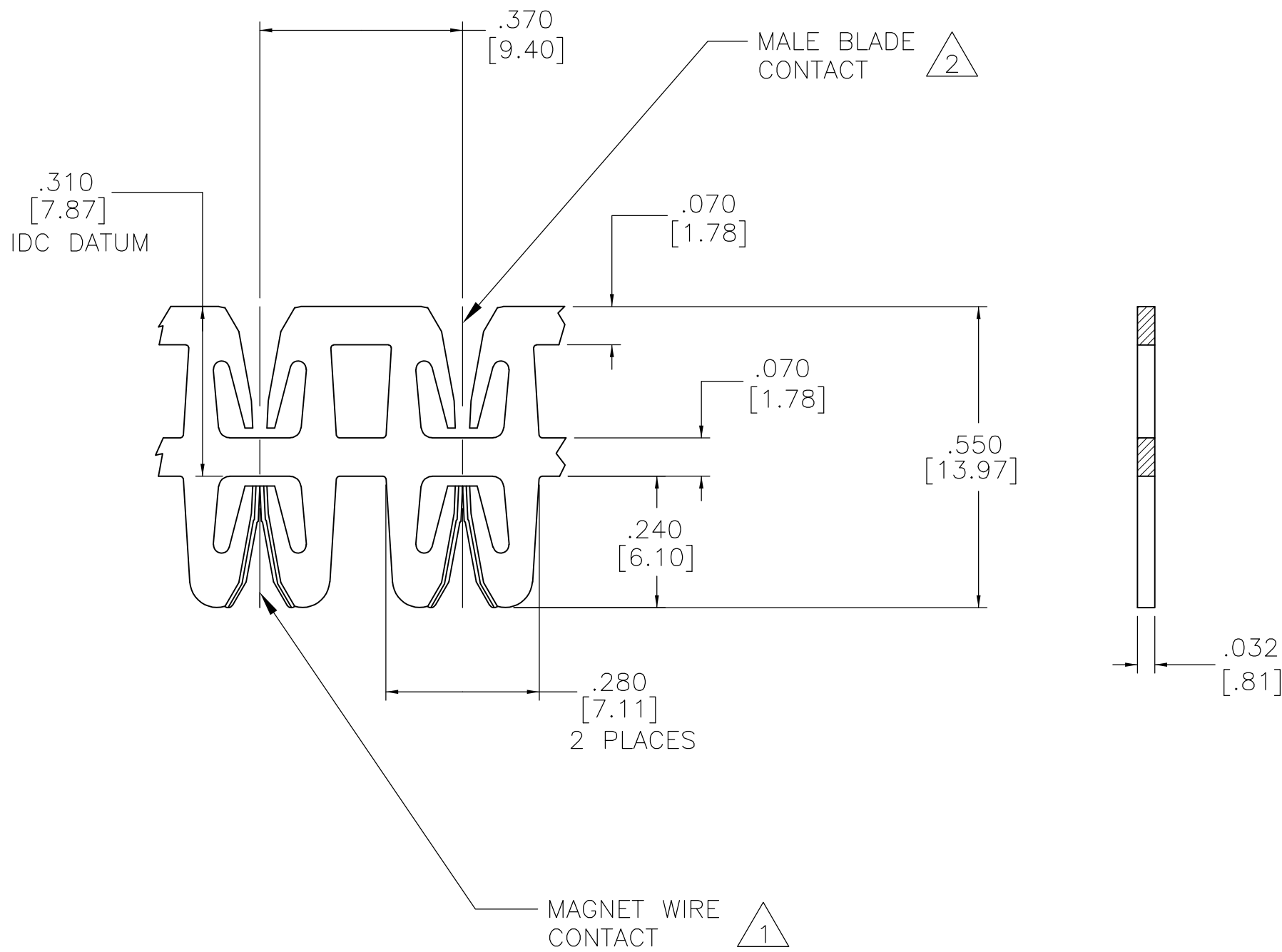


THIS DRAWING IS UNPUBLISHED.

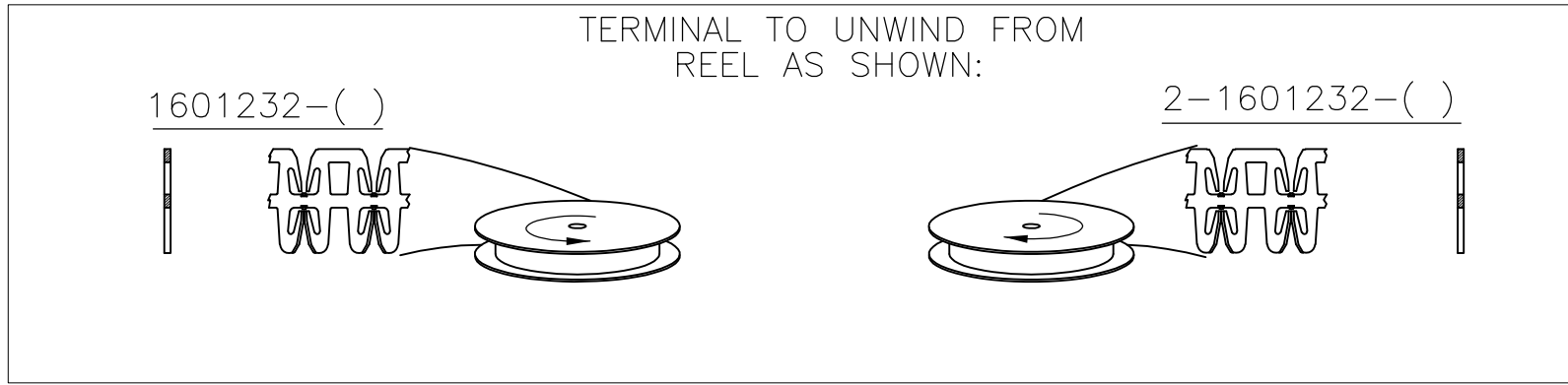
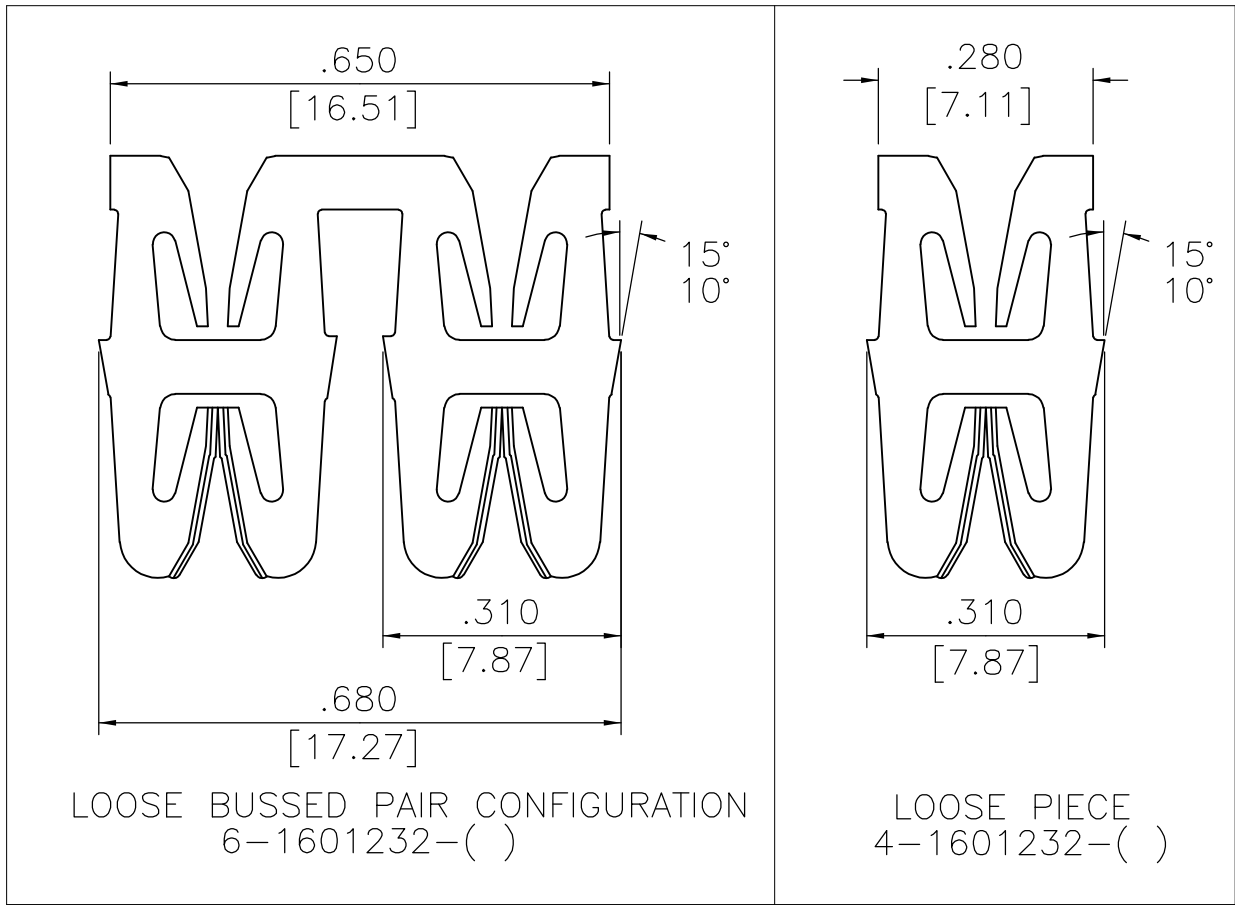
RELEASED FOR PUBLICATION

© COPYRIGHT - BY TYCO ELECTRONICS CORPORATION. ALL RIGHTS RESERVED.

LOC	DIST	REVISIONS					
		P	LTR	DESCRIPTION	DATE	DWN	APVD
AF	50		A2	REVISED PER ECR-07-022971	28SEP07	JR	GJ



- 1 SPECIFICATION MAGNET WIRE: #12-#23 AWG, .022-.081 [0.56-2.06mm] DIA COPPER.
- 2 SPECIFICATION MALE BLADE: .031-.033 [0.79-0.84mm] THICK HAVING A 10° X .030 LONG SWAGE AT THE END. BLADE TO BE .100 [2.5mm] MINIMUM WIDTH AND EXCEPT FOR THE SWAGE, HAVE A UNIFORM THICKNESS WITHOUT A HOLE OR DIMPLE.
- 3 POCKET RECOMMENDATION: 1601436.
- 4 TERMINAL APPLICATION TO COMPLY WITH TYCO ELECTRONICS SPECIFICATION 114-13210, FIG 5.
- 5 POST TIN PLATE OVER NICKEL UNDERPLATE.
- 6 PRELIMINARY - NOT FOR PRODUCTION.



6	4-1601232-2
	2-1601232-2
	1601232-2
	PART NUMBER

THIS DRAWING IS A CONTROLLED DOCUMENT.		DWN MICHAEL S. FEHER 29AUG2006	Tyco Electronics Corporation Harrisburg, PA 17105-3608			
DIMENSIONS: INCHES [mm]		CHK GENE JACONO 29AUG2006	NAME MEDIUM RANGE WIRE TO BLADE SIAMEZE TERMINAL			
TOLERANCES UNLESS OTHERWISE SPECIFIED:		APVD GENE JACONO 29AUG2006	SIZE A2			
0 PLC ± - 1 PLC ± - 2 PLC ± .01[0.25] 3 PLC ± .005[0.13] 4 PLC ± - ANGLES ± 2°		PRODUCT SPEC 108-2239 APPLICATION SPEC 4	CAGE CODE 00779			
MATERIAL BRASS, SPRING HARD		FINISH 5	DRAWING NO 1601232			
			RESTRICTED TO -			
			SCALE 4:1			
			SHEET 1 of 1			
			REV A2			

# Mouser Electronics

Authorized Distributor

Click to View Pricing, Inventory, Delivery & Lifecycle Information:

[TE Connectivity:](#)

[2-1601232-2](#)