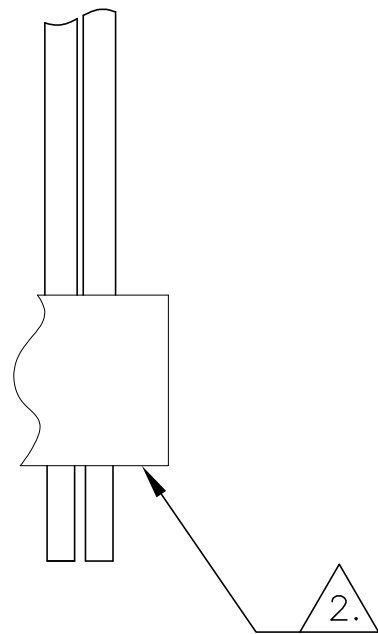
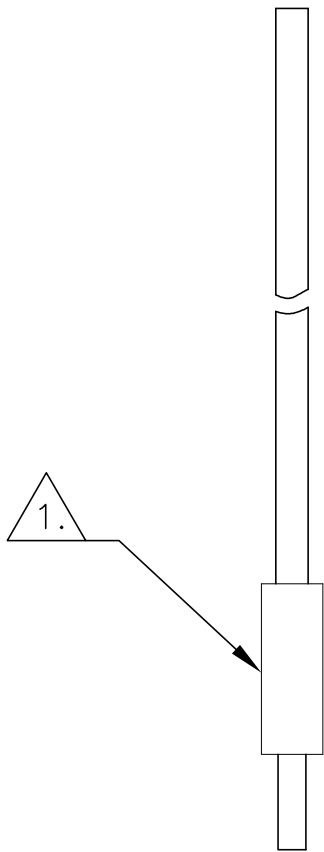
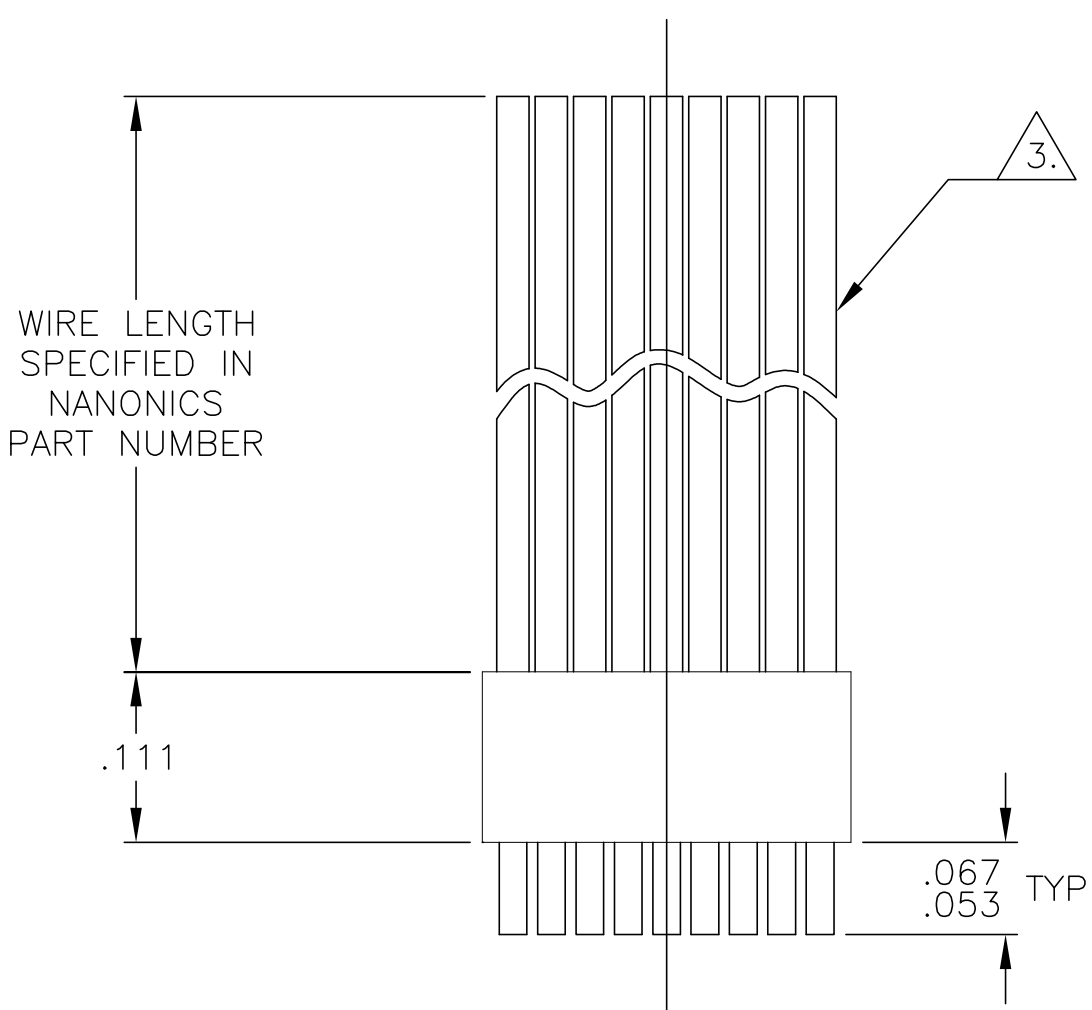


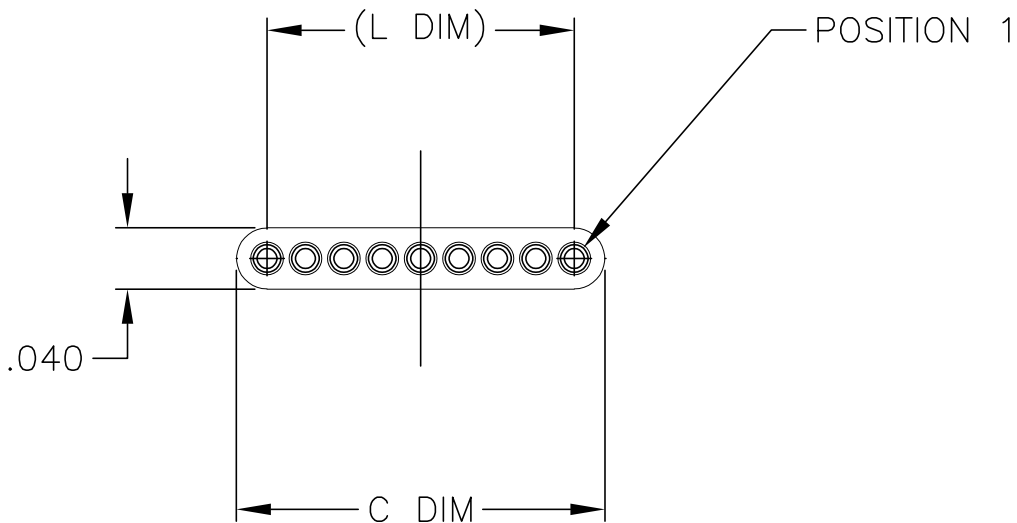
LOC	DIST	REVISIONS				
		P	LTR	DESCRIPTION	DATE	DWN APVD
DF	D0		K1	REVISED PER ECO-11-005139	21MAR11	RK HMR



DETAIL A
POSITION "T" SHOWN FOR
REFERENCE

SIZE	C DIM	(L DIM)
04	.115	(.075)
09	.240	(.200)
15	.390	(.350)


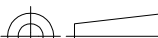
4.	25	.640	(.600)
4.	37	.940	(.900)
4.	51	1.290	(1.250)



- T POSITION 1
- U POSITION 2
- V POSITION 3
- W POSITION 1, AND SECOND TO LAST POSITION
- Y POSITION 1, AND THIRD TO LAST POSITION
- Z POSITION 2, AND THIRD TO LAST POSITION

1. INSULATOR MATERIAL: LCP (LIQUID CRYSTAL POLYMER) PER ASTM D5138
2. OPTIONAL POLARIZATION POSITION SHOWN FOR REFERENCE ONLY. IF POLARIZATION GUIDE POST(S) ARE REQUIRED ON THE MATING PLUG, THE CORRESPONDING LOCATION MUST BE SPECIFIED IN THE NANONICS PART NUMBER. THE CONTACT CAVITY IS LEFT EMPTY FOR ACCEPTANCE OF THE PLUG GUIDE POST.
3. THIS CONFIGURATION MAY BE TERMINATED WITH 28 AWG SOLID, 30 AWG STRANDED OR SMALLER WIRE. CONDUCTOR TYPE AND LENGTH MUST BE SPECIFIED IN NANONICS PART NUMBER.
4. WHEN ORDERING THESE SIZES, FIRST CONSULT TE CONNECTIVITY/NANONICS FOR ADDITIONAL INFORMATION.
5. THIS DRAWING PREVIOUSLY IDENTIFIED AS NANONICS N10138/002

2. POLARIZING POSITIONS, SEE DETAIL A

THIS DRAWING IS A CONTROLLED DOCUMENT.		DWN D RYAN 16 APR 1992		 TE Connectivity						
DIMENSIONS: INCHES		CHK E BURGER 17 FEB 1993								
	TOLERANCES UNLESS OTHERWISE SPECIFIED:		APVD M STORRY 25 APR 2001		NAME RECEPTACLE ASSEMBLY, UNSHROUDED STRIP, FLYING LEADS, PLASTIC					
	0 PLC ± - 1 PLC ± - 2 PLC ± .010 3 PLC ± .005 4 PLC ± - ANGLES ± 1°		PRODUCT SPEC —							
	MATERIAL		APPLICATION SPEC —		SIZE	CAGE CODE	DRAWING NO	RESTRICTED TO		
	SEE NOTES		FINISH SEE NOTES		WEIGHT —	A2	00779	C=1589449	—	
CUSTOMER DRAWING				SCALE		8:1	SHEET	1 of 1	REV	K1

Mouser Electronics

Authorized Distributor

Click to View Pricing, Inventory, Delivery & Lifecycle Information:

[TE Connectivity:](#)

[USS004SC2DC002](#)