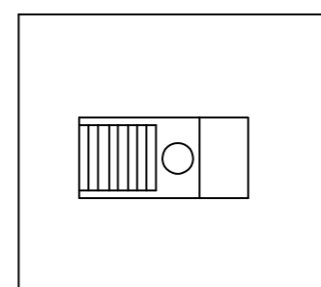
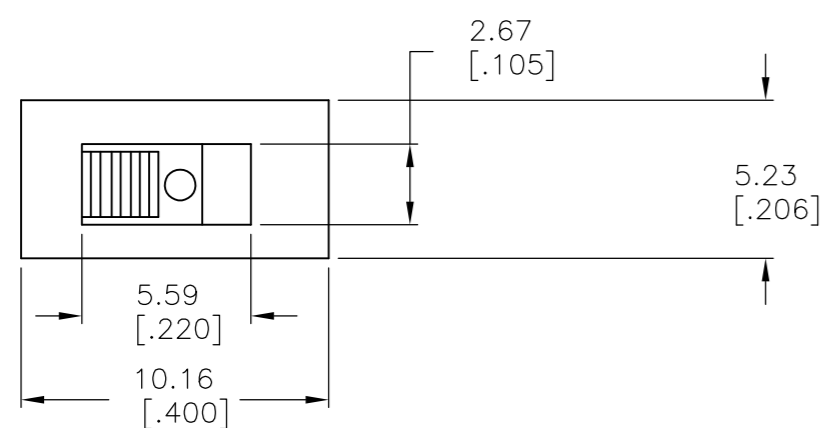


THIS DRAWING IS UNPUBLISHED. RELEASED FOR PUBLICATION
 © COPYRIGHT - By - ALL RIGHTS RESERVED.

LOC		DIST		REVISIONS			
P	LTR	DESCRIPTION		DATE	DWN	APVD	
B1		REVISED PER ECO-11-004820		11MAR11	RK	HMR	



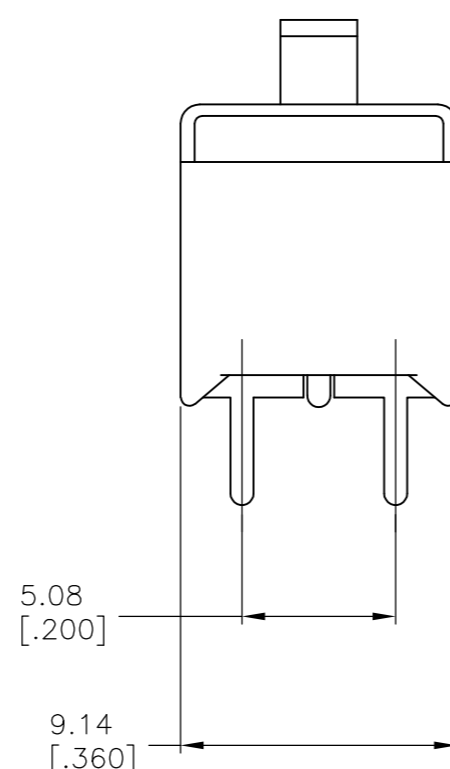
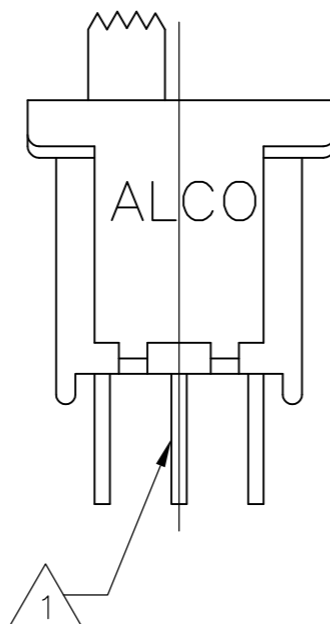
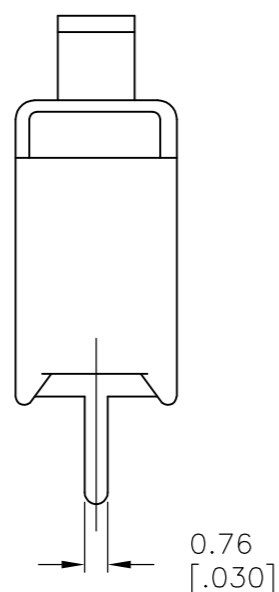
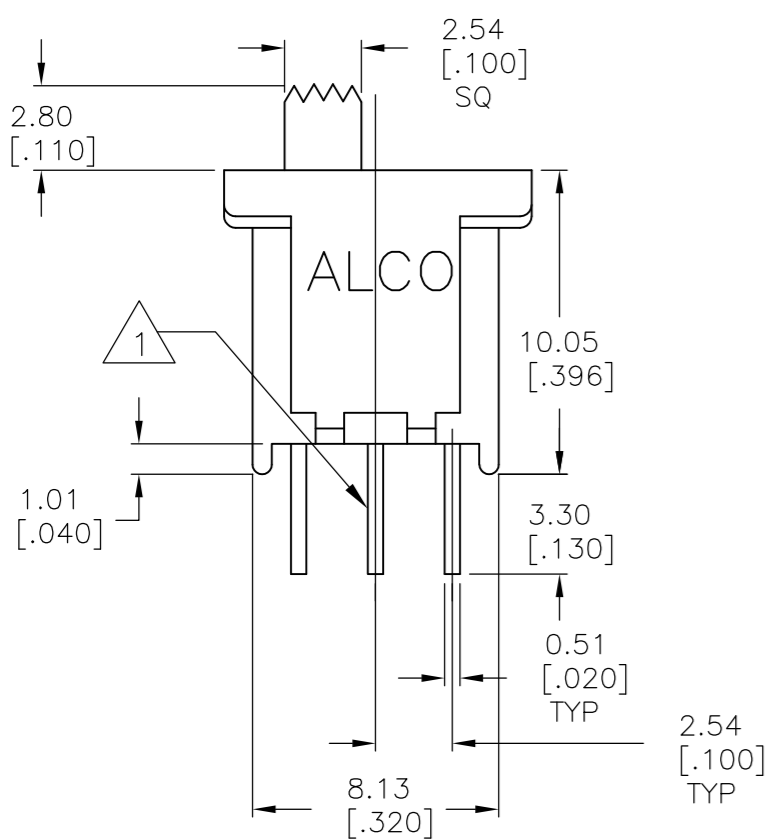
MATERIALS:
 CASE: LCP, 94V-0.
 ACTUATOR: PBT, 94V-0.
 MOVING CONTACT: COPPER, GOLD PLATE OVER NICKEL.
 FIXED CONTACT/TERMINAL: COPPER, GOLD PLATE OVER NICKEL.

ELECTRICAL:
 CONTACT RATING: 0.4 VA MAX. @ 20 VDC OR PEAK AC.
 INITIAL CONTACT RESISTANCE: 20 MILLIOHMS MAX. 100 MV & 1 MA.
 MIN. AT 500 VDC.

INSULATION RESISTANCE: 1,000 M
 DIELECTRIC STRENGTH: 1000 VOLTS RMS AT SEA LEVEL.
 LIFE: 60,000 - 80,000 CYCLES.

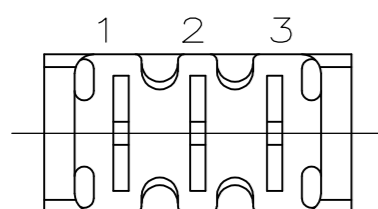
MECHANICAL:
 ACTUATION FORCE: 150-600 GRAMS

ENVIRONMENTAL:
 OPERATING TEMPERATURE: -4°F TO + 176°F (-20°C TO +80°C)
 STORAGE TEMPERATURE: -4°F TO + 176°F (-20°C TO +80°C)
 SOLDER HEAT RESISTANCE PER EIA-364-56A, PROCEDURE 3, COND. B
 SOLDERABILITY PER EID 364-52, CLASS 2 CATEGORY 1

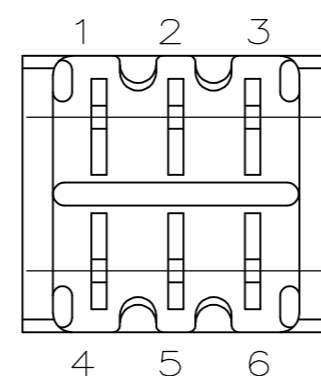


1 CENTER TERMINAL NOT FURNISHED.

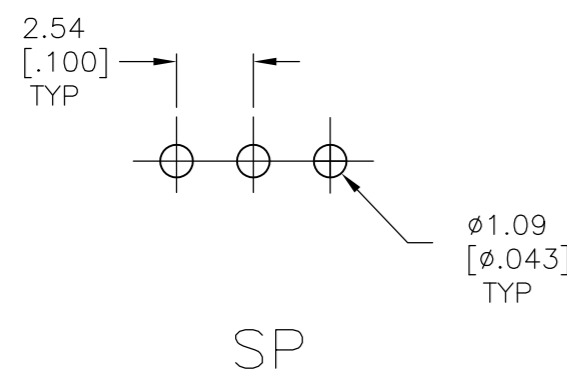
2 ALL MATERIALS AND FINISHES SHALL COMPLY WITH EU DIRECTIVE 2002/95/EC OF 27JAN2003 (ROHS).



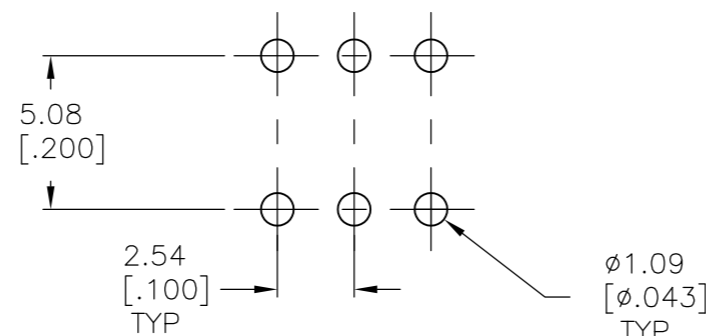
SP



DP



SP



DP

RECOMMENDED HOLE LAYOUT
 LAYOUT TOLERANCES ±0.05[.002]

P/N	Alco P/N	Actuator Flush/Extended	Position	Type	ALCO 1 2 3 4 5 6	ALCO 1 2 3 4 5 6	ALCO 1 2 3 4 5 6
1571982-1	TSS11DGPC04	Extended	2	SPDT	1,2	None	2,3
1571982-2	TSS11DG1PC04	Flush	2	SPDT	1,2	None	2,3
1571982-3	TSS11EG1PC04	Flush	3	SPDT	1,2	Off	2,3
1571982-4	TSS11EGPC04	Extended	3	SPDT	1,2	Off	2,3
1571982-5	TSS21KGPC04	Extended	2	DPDT	1-3, 4-6	None	Off
1571982-6	TSS21NG1PC04	Flush	2	DPDT	1-2, 4-5	None	2-3, 5-6
1571982-7	TSS21NGPC04	Extended	2	DPDT	1-2, 4-5	None	2-3, 5-6
1571982-8	TSS21PG1PC04	Flush	3	DPDT	1-2, 4-5	Off	2-3, 5-6
1571982-9	TSS21PGPC04	Extended	3	DPDT	1-2, 4-5	Off	2-3, 5-6

1

THIS DRAWING IS A CONTROLLED DOCUMENT. 28FEB2006

DWN M.BINNER	 TE Connectivity SLIDE SWITCH TSS11 AND TSS21 SERIES				
CHK M.SARVER					
APVD M.SARVER					
PRODUCT SPEC					
APPLICATION SPEC	NAME				
MATERIAL	WEIGHT	SIZE A2	CAGE CODE 00779	DRAWING NO. 1571982	RESTRICTED TO
FINISH	CUSTOMER DRAWING	SCALE 1:1	SHEET 1 OF 1	REV B1	

Mouser Electronics

Authorized Distributor

Click to View Pricing, Inventory, Delivery & Lifecycle Information:

[TE Connectivity:](#)

[1571982-8](#)