

REVISIONS					
P	LTR	DESCRIPTION	DATE	DWN	APVD
	C	UPDATE PER ECO-16-009064	07JUN2016	DS	CS

D

D

C

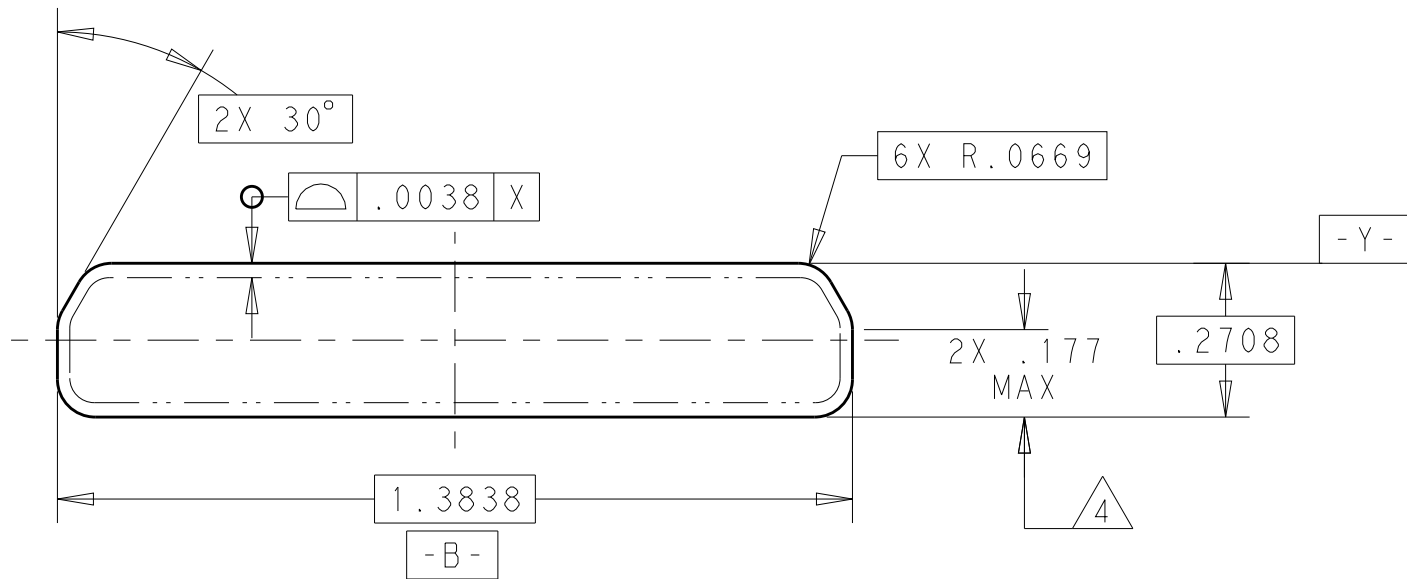
C

B

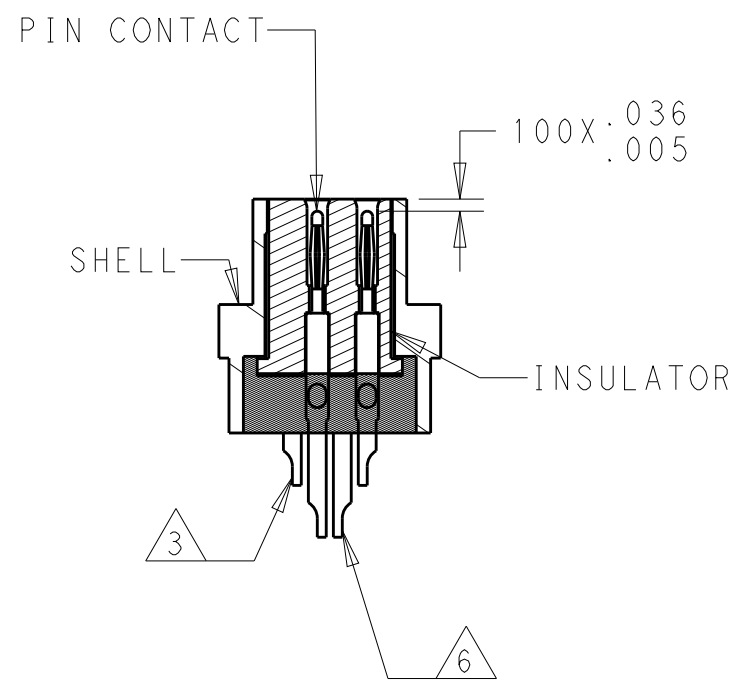
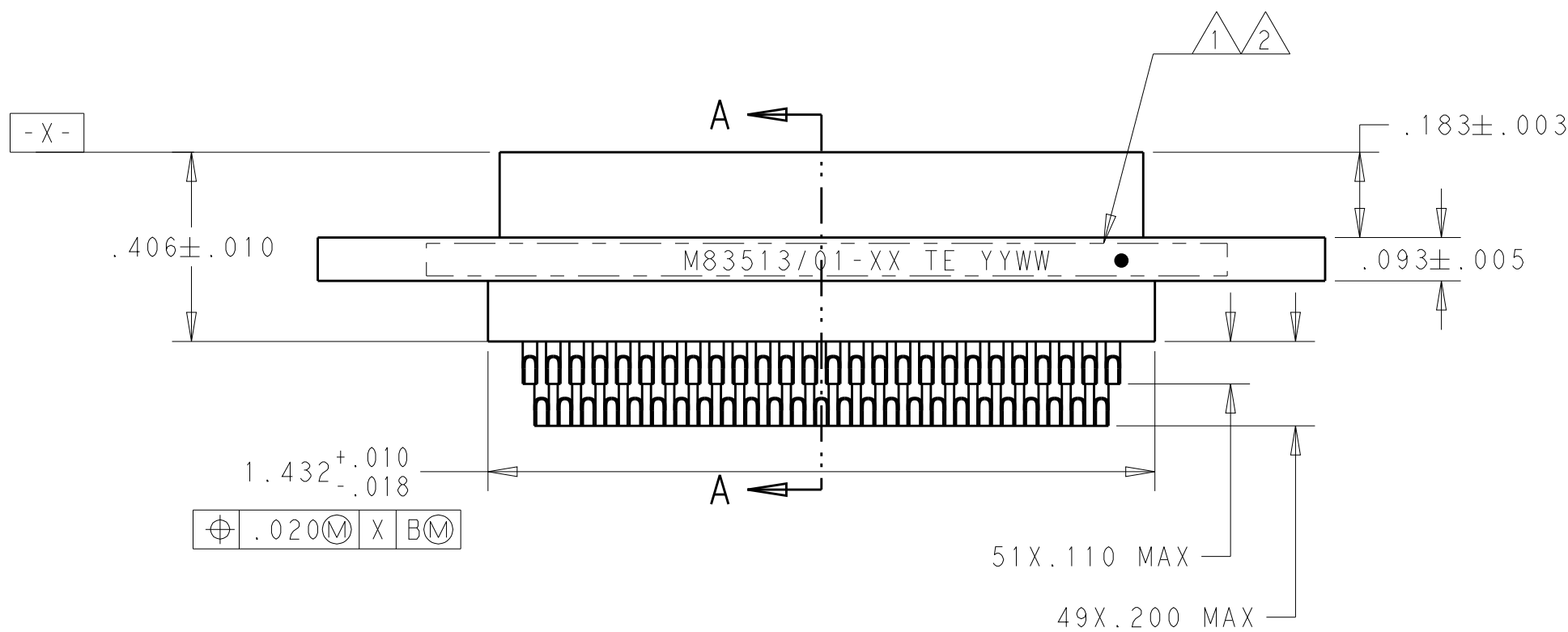
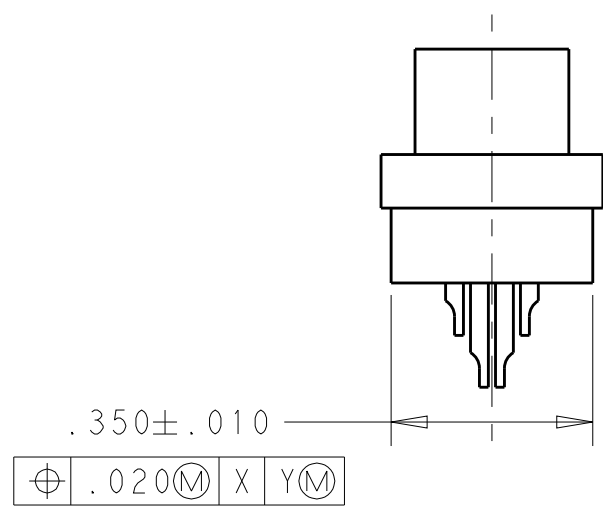
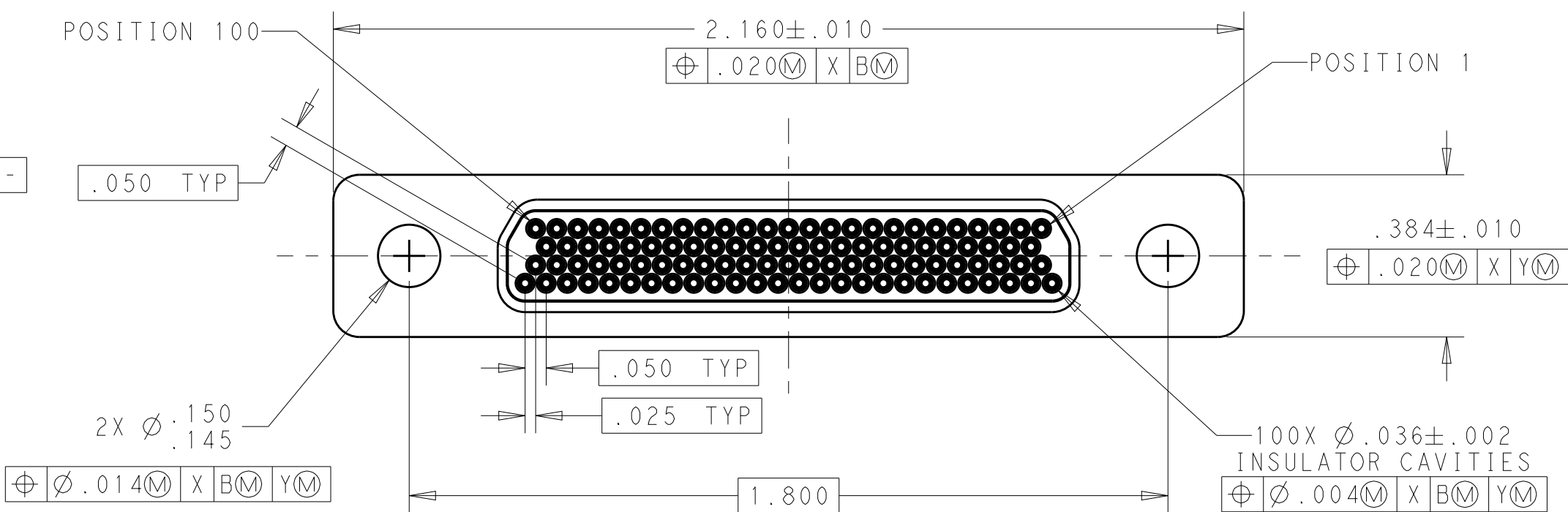
B

A

A



INTERFACE DETAIL



SECTION A-A

- 1 CONNECTOR SHALL BE MARKED IN ACCORDANCE WITH METHOD 1 OF MIL-STD-1285. MARKING SHALL CONTAIN THE MILITARY PIN, CAGE CODE (OR TE), AND DATE CODE. EXAMPLE: M83513/01-XX TE YYWW (WHERE XX IS PART OF THE PIN SHOWN IN THE "MIL-DTL-83513" COLUMN OF THE PART NUMBER TABLE, AND YYWW IS THE DATE CODE). TEXT HEIGHT SHALL BE .035 INCH MINIMUM.
- 2 POSITION 1 SHALL BE INDICATED BY AN IDENTIFIABLE MARK, LOCATED APPROXIMATELY AS SHOWN ON THE POSITION 1 SIDE OF THE CONNECTOR FLANGE. THIS MARK SHALL BE INCLUDED AS PART OF THE PART MARKING INFORMATION.
- 3 EPOXY ENCAPSULATION. EPOXY MAY WICK .050 INCH MAX FOR SOLDER CUPS.
- 4 THIS DIMENSION IS THE THEORETICAL INTERSECTION OF THE TWO ADJACENT SIDES OF THE INTERFACE.
- 5 ALL DIMENSIONS AND REQUIREMENTS ARE PER MIL-DTL-83513/1.
- 6 CHAMFER ON SOLDER POTS ARE PARALLEL WITH THE SIDE OF CONNECTOR WITHIN 10°.

THIS DRAWING IS A CONTROLLED DOCUMENT.		DWN C SCHOLL 21MAR2005	TE Connectivity		
DIMENSIONS: IN		CHK M STORRY 21MAR2005			
TOLERANCES UNLESS OTHERWISE SPECIFIED: 0 PLC ± 1 PLC ± 2 PLC ±.010 3 PLC ±.005 4 PLC ± ANGLES ±1° FINISH		APVD M STORRY 21MAR2005	NAME PLUG ASSEMBLY MICRO-D PER MIL-DTL-83513/01 MCKS SERIES, 100 POSITION		
MATERIAL -		PRODUCT SPEC -	SIZE A2		
		APPLICATION SPEC -	CAGE CODE 98278		
		WEIGHT -	DRAWING NO C-1532216		
		CUSTOMER DRAWING	RESTRICTED TO -		
			SCALE 3:1		
			SHEET 1 OF 2		
			REV C		

D

C

B

A

D

C

B


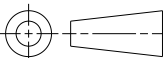
A

THIS DRAWING IS UNPUBLISHED.	RELEASED FOR PUBLICATION	20
© COPYRIGHT 20	BY -	ALL RIGHTS RESERVED.

REVISIONS					
P	LTR	DESCRIPTION	DATE	DWN	APVD
		SEE SHEET 1			



TE PART NUMBER	MIL-DTL-83513 PIN	MICRODOT P/N	MCKS DESCRIPTION
1532216-1	M83513/01-HN	094-6925-0000	MCKS-N1-B-100PS
1532216-2	M83513/01-HC	094-6935-0000	MCKS-C2-B-100PS
1532216-3	M83513/01-HP	094-6945-0000	MCKS-P1-B-100PS

THIS DRAWING IS A CONTROLLED DOCUMENT.		DWN C SCHOLL		21MAR2005				TE Connectivity					
DIMENSIONS: IN		TOLERANCES UNLESS OTHERWISE SPECIFIED:		CHK -		NAME PLUG ASSEMBLY MICRO-D PER MIL-DTL-83513/01 MCKS SERIES, 100 POSITION							
		APVD M STORRY		21MAR2005									
		PRODUCT SPEC -		SIZE A2		CAGE CODE 98278		DRAWING NO C=1532216		RESTRICTED TO -			
		APPLICATION SPEC -		WEIGHT -		SCALE 3:1		SHEET 2 OF 2		REV C			
		MATERIAL - -		FINISH - -		CUSTOMER DRAWING							
		0 PLC ±- 1 PLC ±- 2 PLC ±.010 3 PLC ±.005 4 PLC ±- ANGLES ±1°											

# Mouser Electronics

Authorized Distributor

Click to View Pricing, Inventory, Delivery & Lifecycle Information:

[TE Connectivity:](#)

[M83513/01-HC](#)