

THIS DRAWING IS UNPUBLISHED.

RELEASED FOR PUBLICATION

20

© COPYRIGHT 20

ALL RIGHTS RESERVED.

LOC

J

REV

X

REV

REVISIONS

変更

P

LTR

DESCRIPTION

ECN

DATE

DWN

APVD

B4

REVISED PER ECO-11-005140

05APR2011

RK

HMR

B5

REVISED

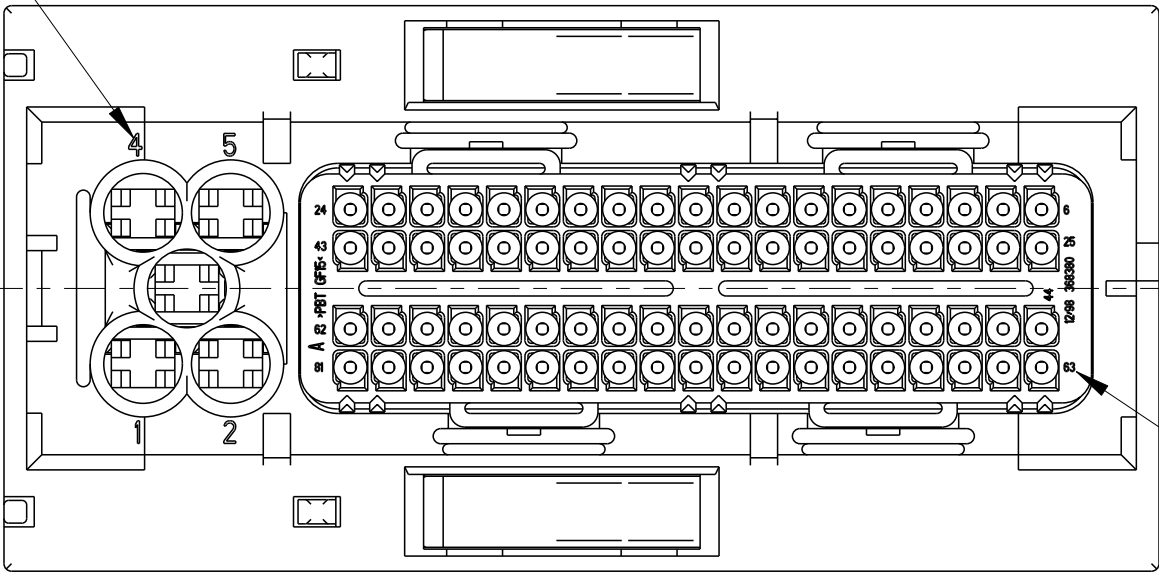
ECR-18-012136

31JUL2018

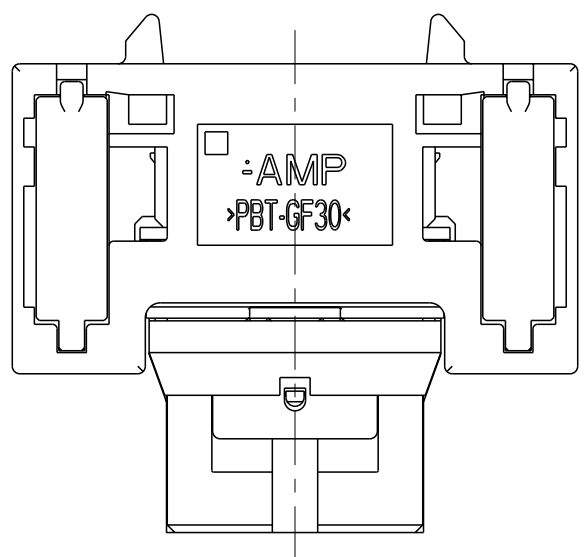
TS

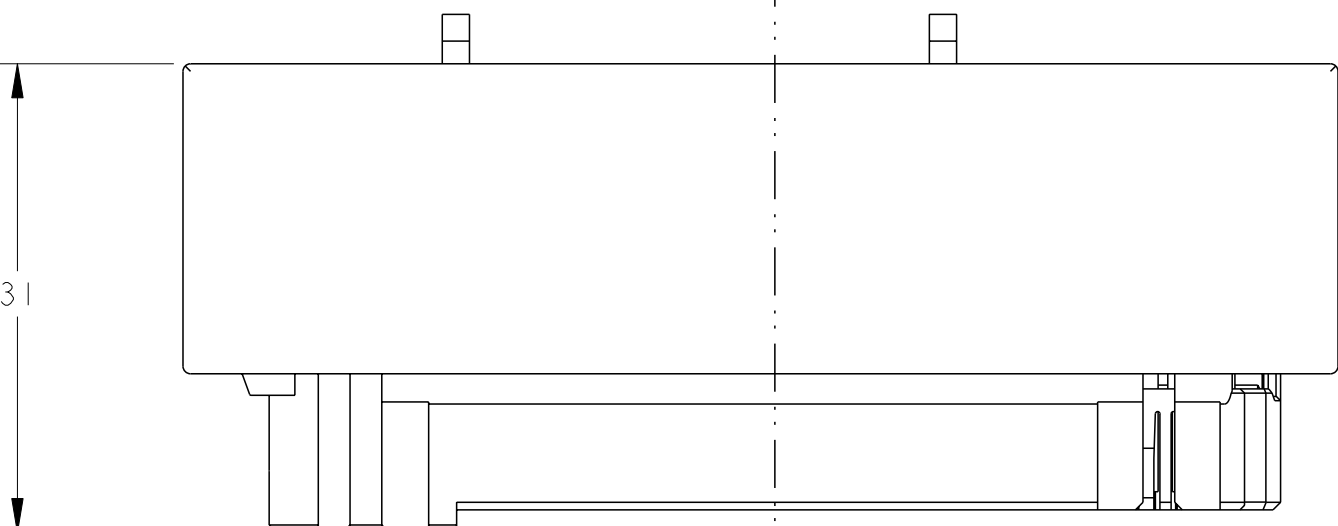
HY

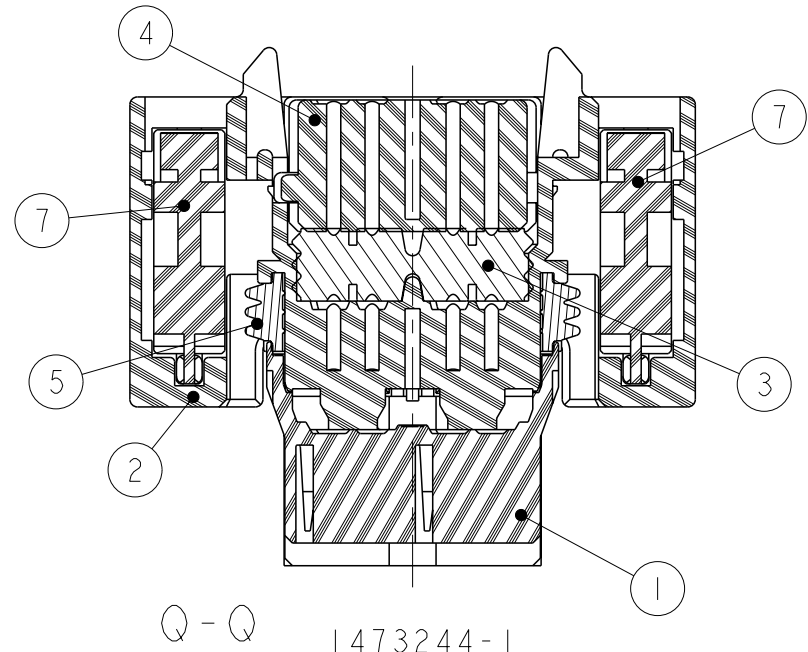
CIRCUIT NUMBER

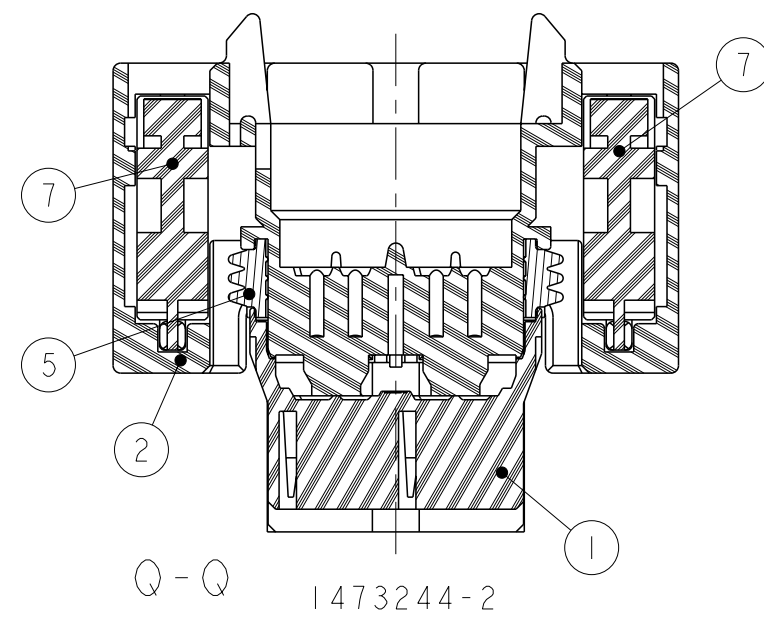


CIRCUIT NUMBER









1. PART NUMBER OF LEVER ASSEMBLY TO BE APPLIED ;
P/N 1473247-1, 1473250-1

2. PART NUMBER OF MQS RETAINER TO BE APPLIED ;
P/N 368382-1

3. APPLIED TERMINAL ; SEE TABLE-1

4. PART NUMBER OF CAP HOUSING TO BE MATED ;
P/N 1241434-1

5. INSTRUCTION SHEET NO ; 411-78008

1. 適用レバーアセンブリ型番は、P/N 1473247-1, 1473250-1

2. 適用MQSリテーナ型番は、P/N 368382-1

3. 適用端子はTABLE-1参照

4. 嵌合相手型番は、P/N 1241434-1

5. 取扱説明書 NO ; 411-78008

CONTACT

MQS

JPT

PART NUMBER

968220-1

968221-1

964282-2

964286-2

964273-2

WIRE SIZE (mm²)

0.5

0.75

0.2~0.5

0.5~1.0

>1.0~2.5

1473244-3

2

2

PA66

SLIDER

BLACK

7

1

1

PBT

JPT RETAINER

YELLOW

6

-

1

SILICONE

PERIPHERAL SEAL

ORANGE

5

-

1

PBT

SEAL RETAINER

BLACK

4

-

1

SILICONE

76POS FAMILY SEAL

ORANGE

3

1

1

PBT

MAIN CAVITY BLOCK

BLACK

2

1

1

PA66

FRONT CAVITY BLOCK

BLACK

1

-3

-2

-1

MATERIAL

PART NAME

FINISH/COLOR

NO

THIS DRAWING IS A CONTROLLED DOCUMENT.

DWN Y. KAWAHARA 10OCT2001

CHK N. SAI 10OCT2001

APVD K. SHIMIZU 10OCT2001

PRODUCT SPEC 108-5793

APPLICATION SPEC 114-18021,114-18050

WEIGHT 46.5g

CUSTOMER DRAWING

DIMENSIONS: 単位: ㎜

TOLERANCES UNLESS OTHERWISE SPECIFIED: 一般公差=±0.3

0-PLC ±

1-PLC ±0.5

2-PLC ±0.13

3-PLC ±0.013

4-PLC ±0.001

ANGLES ±3°00'

MATERIAL 材料

FINISH 仕上

SEE TABLE

SEE TABLE

NAME 名称

PLUG HOUSING ASSY

SEALED 81POS. PLUG HSG MQS CLEAN BODY/JPT

SIZE

CAGE CODE

DRAWING NO

RESTRICTED TO

A200779

C=1473244

SCALE 2:1

SHEET 1 OF 1

REV B5

Mouser Electronics

Authorized Distributor

Click to View Pricing, Inventory, Delivery & Lifecycle Information:

[TE Connectivity:](#)

[1473244-3](#)