

4

3

2

1

THIS DRAWING IS UNPUBLISHED.

RELEASED FOR PUBLICATION

—, —

© COPYRIGHT — By —

ALL RIGHTS RESERVED.

LOC

DIST

REVISIONS

HB

—

P

LTR

DESCRIPTION

DATE

DWN

APVD

H

REVISE ONLY

ECO-13-015347

16-DEC-13

XL,Y

B,F

UV SEAL(FOR SH)

Ⓔ

Ⓐ

PART A

PART B

TE

OZ-SH-112LM1

us

12V

20A/120V~
16A/240V~

csc

12V

16A/240V~
16A/30V~

OEG

C:MADE IN CHINA

LOT NO.

CHARACTER(A TO Z)
FOR LINE IDENTIFIER

Ⓐ

Ⓐ

0.6

0.3

0.3

1.2

1.2

NOTES:

1.TERMINAL DIMENSION IS NOT INCLUDING SOLDER TIP.

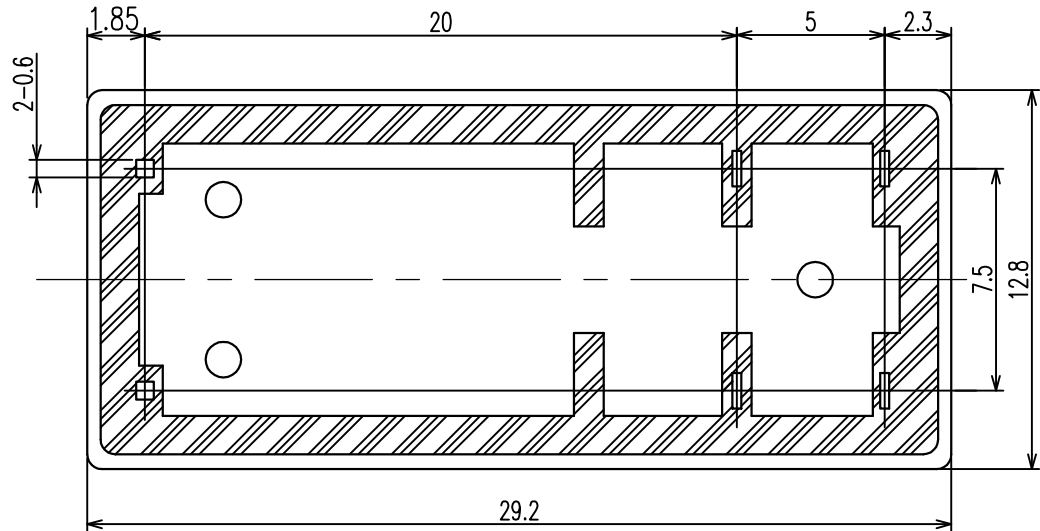
2.LOT NO. SYSTEM AS FORLOWING:

0825
WEEK
YEAR

3.GENERAL TOLERANCE AS FOLLOWING:

TOLERANCE	
0~0.99mm	±0.1
1mm~2.99mm	±0.2
3mm MIN.	±0.3

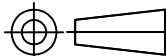
Ⓔ 4.FOR THE TIN-PLATING OF THE PINS:
+0.1mm FOR WIDTH,THICKNESS AND DIAMETER.
+0.5mm FOR LENGTH.



THIS DRAWING IS A CONTROLLED DOCUMENT.

DIMENSIONS:

mm



TOLERANCES UNLESS
OTHERWISE SPECIFIED:

0 PLC ± -
1 PLC ± -
2 PLC ± -
3 PLC ± -
4 PLC ± -
ANGLES ± -
FINISH

MATERIAL

-

-

DWN
SHIMING.CHEN

CHK
WAYNE.PENG

APVD
FUNAYAMA.NAOYA

PRODUCT SPEC

APPLICATION SPEC

WEIGHT

-

CUSTOMER DRAWING

TE

TE Connectivity

NAME

OZ-1M CUSTOMER DRAWING

SIZE

CAGE CODE

DRAWING NO

RESTRICTED TO

A3

00779

C=1440002-5

-

SCALE 4:1

SHEET 1 of 2

REV

H

4

3

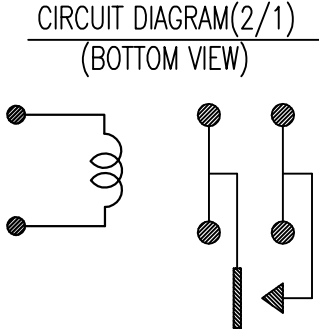
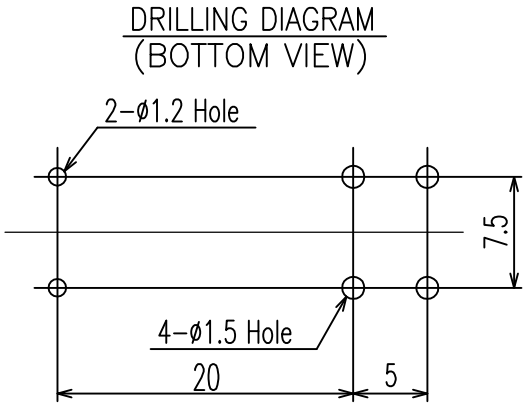
2

1

LOC	DIST	REVISIONS				
HB	—	P	LTR	DESCRIPTION	DATE	APVD

F1	1-1461250-4	OZ-SH-112DM1	12V	OZ-SH-112DM1	y
	1-1461250-9	OZ-SH-148LM1	48V	OZ-SH-148LM1	x
	1-1461250-7	OZ-SH-148DM1	48V	OZ-SH-148DM1	w
	1-1461250-5	OZ-SH-124LM1	24V	OZ-SH-124LM1	v
	1-1461250-3	OZ-SH-109LM1	9V	OZ-SH-109LM1	u
	1-1461250-1	OZ-SH-109DM1	9V	OZ-SH-109DM1	t
	0-1461250-9	OZ-SH-106LM1	6V	OZ-SH-106LM1	s
	0-1461250-7	OZ-SH-106DM1	6V	OZ-SH-106DM1	r
	0-1461250-4	OZ-SH-105DM1	5V	OZ-SH-105DM1	q
	0-1-1440002-0	OZ-SH-124DM1	24V	OZ-SH-124DM1	p
	0-1440002-8	OZ-SH-112LM1	12V	OZ-SH-112LM1	o
	0-1440002-5	OZ-SH-105LM1	5V	OZ-SH-105LM1	n
	7-1440009-5	OZ-SS-103LM1	3V	OZ-SS-103LM1	m
	0-1461355-1	OZ-SS-118DM1	18V	OZ-SS-118DM1	l
	0-1461251-5	OZ-SS-105DM1	5V	OZ-SS-105DM1	k
	0-1461251-4	OZ-SS-109DM1	9V	OZ-SS-109DM1	j
	0-1461251-3	OZ-SS-105LM1	5V	OZ-SS-105LM1	i
	3-1440002-0	OZ-SS-148DM1	48V	OZ-SS-148DM1	h
	2-1440002-9	OZ-SS-124LM1	24V	OZ-SS-124LM1	g
	2-1440002-6	OZ-SS-124DM1	24V	OZ-SS-124DM1	f
	2-1440002-4	OZ-SS-112LM1	12V	OZ-SS-112LM1	e
	2-1440002-2	OZ-SS-112DM1	12V	OZ-SS-112DM1	d
	2-1440002-0	OZ-SS-109LM1	9V	OZ-SS-109LM1	c
	1-1440002-7	OZ-SS-106LM1	6V	OZ-SS-106LM1	b
	1-1440002-5	OZ-SS-106DM1	6V	OZ-SS-106DM1	a
PART NO		DESCRIPTION	PART B	PART A	ITEM

RELAY TYPE



		UV RESIN	UV SEAL	16
		EPOXY RESIN	SEAL	15
		Cu ALLOY	HINGE SPRING	14
		PBT	CASE	13
		MW79	MAGNETIC WIRE	12
UL94V-0		PET	BASE	11
UL94HB		PBT	BOBBIN	10
	SOLDER DIP	Cu ALLOY	COIL TERMINAL	9
UL94V-0		PPS	CARD	8
		Ag ALLOY	MOVABLE CONTACT	7
		Ag ALLOY	STATIONARY CONTACT	6
	SOLDER DIP	Cu ALLOY	MOVABLE SPRING	5
	SOLDER DIP	Cu ALLOY	NO-TERMINAL	4
	Ni PLATED	STEEL	CORE	3
	Ni PLATED	STEEL	ARMATURE	2
	Ni PLATED	STEEL	YOKE	1
INCOMBUSTIBILITY	TREATMENT	MATERIAL	DESCRIPTION	ITEM

THIS DRAWING IS A CONTROLLED DOCUMENT.

DIMENSIONS:
mm

MATERIAL
—

TOLERANCES UNLESS OTHERWISE SPECIFIED:

0 PLC ± —

1 PLC ± —

2 PLC ± —

3 PLC ± —

4 PLC ± —

ANGLES ± —

FINISH —

DWN

CHK —

APVD

PRODUCT SPEC
—

APPLICATION SPEC
—

WEIGHT —

CUSTOMER DRAWING

TE Connectivity

NAME

OZ-1M CUSTOMER DRAWING

SIZE
A3

CAGE CODE
00779

DRAWING NO
C=1440002-5

RESTRICTED TO
—

SCALE
4:1

SHEET
2 OF 2

REV
H

1470-19 (3/11)

Mouser Electronics

Authorized Distributor

Click to View Pricing, Inventory, Delivery & Lifecycle Information:

[TE Connectivity:](#)

[7-1440009-5](#)