
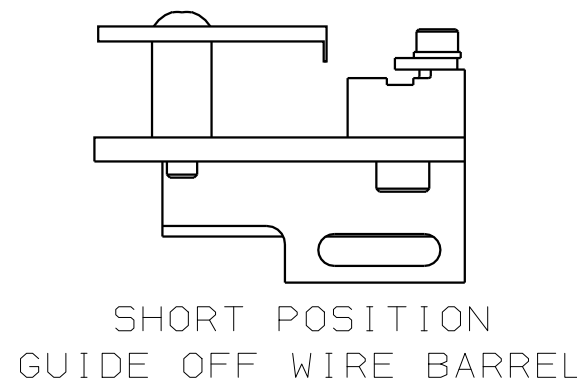
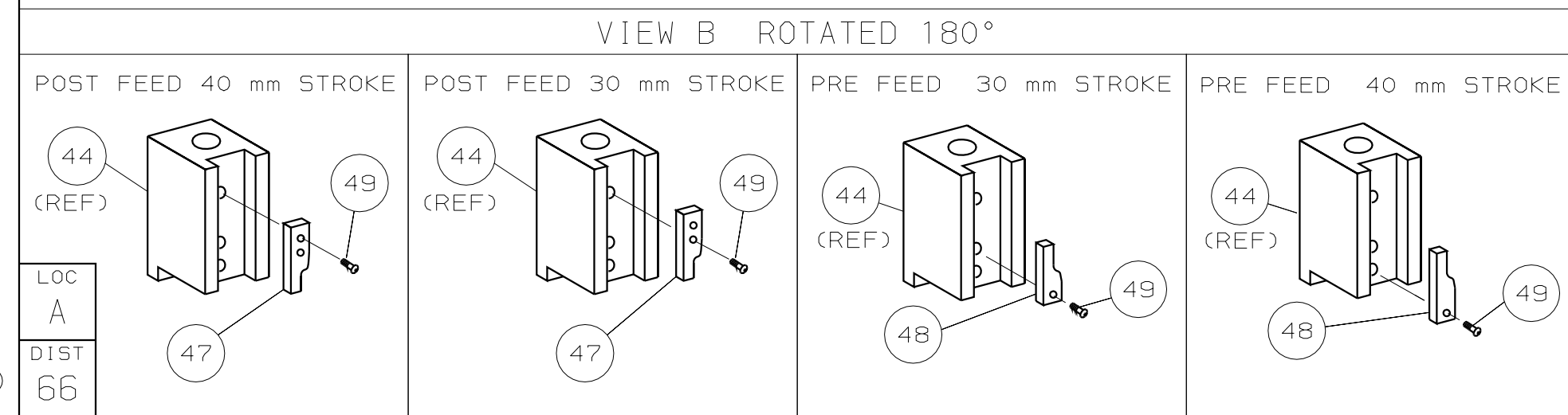
 1. RECOMMENDED SPARE PARTS.

2. GREASE RAM, CAM, CAM FOLLOWER AND FEED ROD LIGHTLY.

3. LUBRICATE DAILY PER THE APPLICATOR INSTRUCTION SHEET SUPPLIED WITH THE APPLICATOR.

 4. CRIMP DATA CALCULATED BY TYCO.

USE APPL SPEC 114-3118 FOR ALL CRIMP DATA NOT SHOWN.



		DIMENSIONS: mm [INCHES]		MATL		HT TR		FIN	
		DO NOT SCALE PRINT.		-		-		-	
		TOLERANCES UNLESS OTHERWISE SPECIFIED:		DR 09JUN03		APP 09JUN03			
		1 P L C DEC ±		L L OFHOUSE		F. BACKHURST			
		2 P L C DEC ±		CHK -		REL 18JUL03		AMP Tyco Electronics Harrisburg, PA 17105-3608	
		3 P L C DEC ±				L L OFHOUSE			
		ANGLES ±		NAME		SIDE FEED HD-1 APPLICATOR		MACHINE REF	
RK JAN06		SURF TEXTURE: ✓		SCALE		D		DWG NO	
-03 JUL03		REMOVE BURRS, BREAK SHARP EDGES RO, 38 MAX		-		1426443		1426443	
APP DATE								SHEET 1 OF 1	
								REV B	
		CAGE CODE		00779		CUSTOMER AND ASSEMBLY DRAWING		RESTRICTED TO	
								-	

Mouser Electronics

Authorized Distributor

Click to View Pricing, Inventory, Delivery & Lifecycle Information:

[TE Connectivity:](#)

[1426443-2](#)