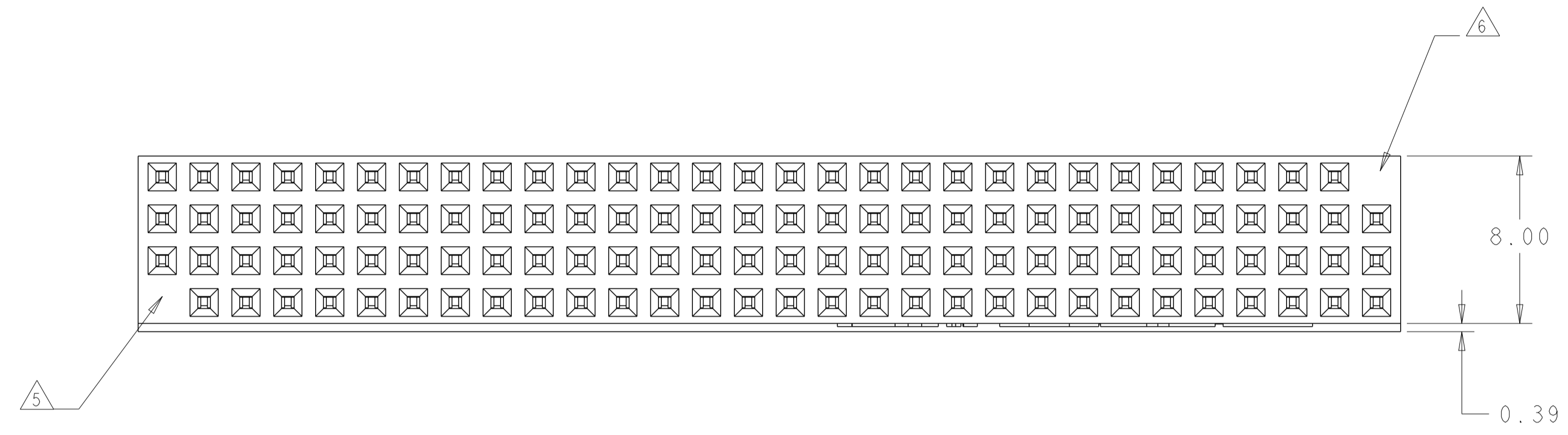
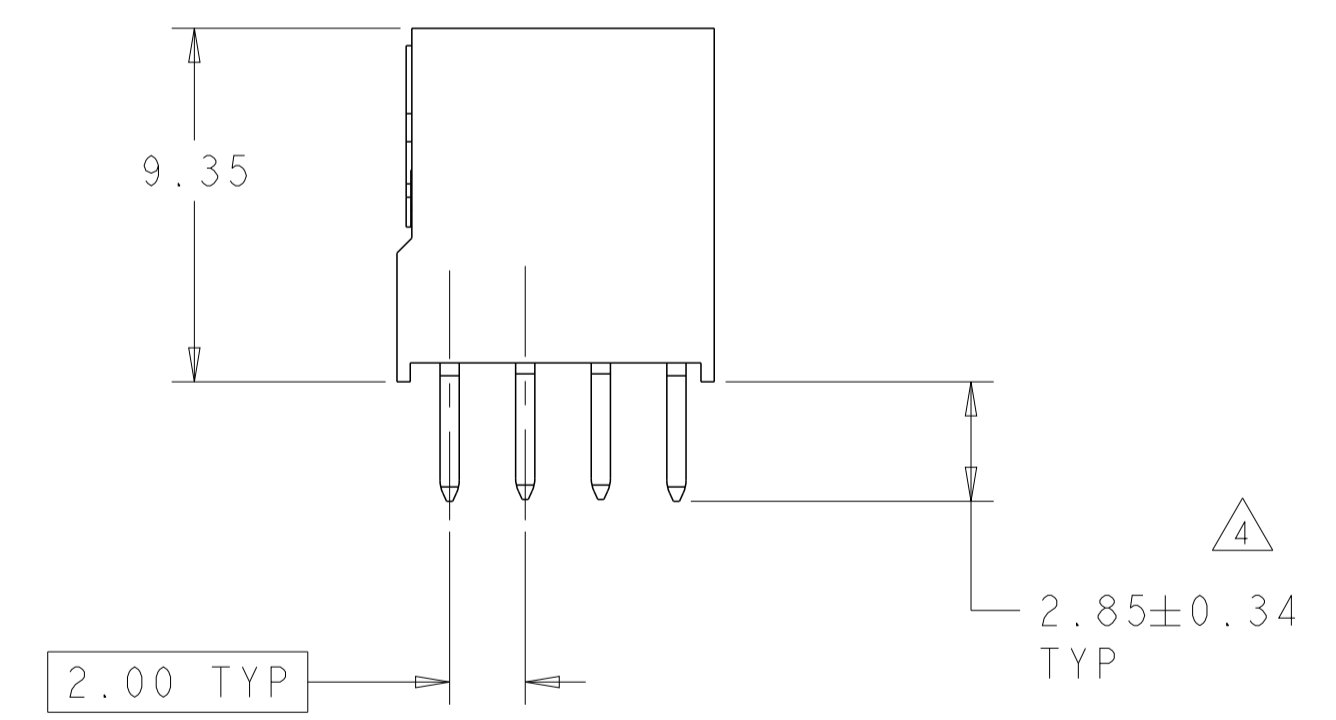
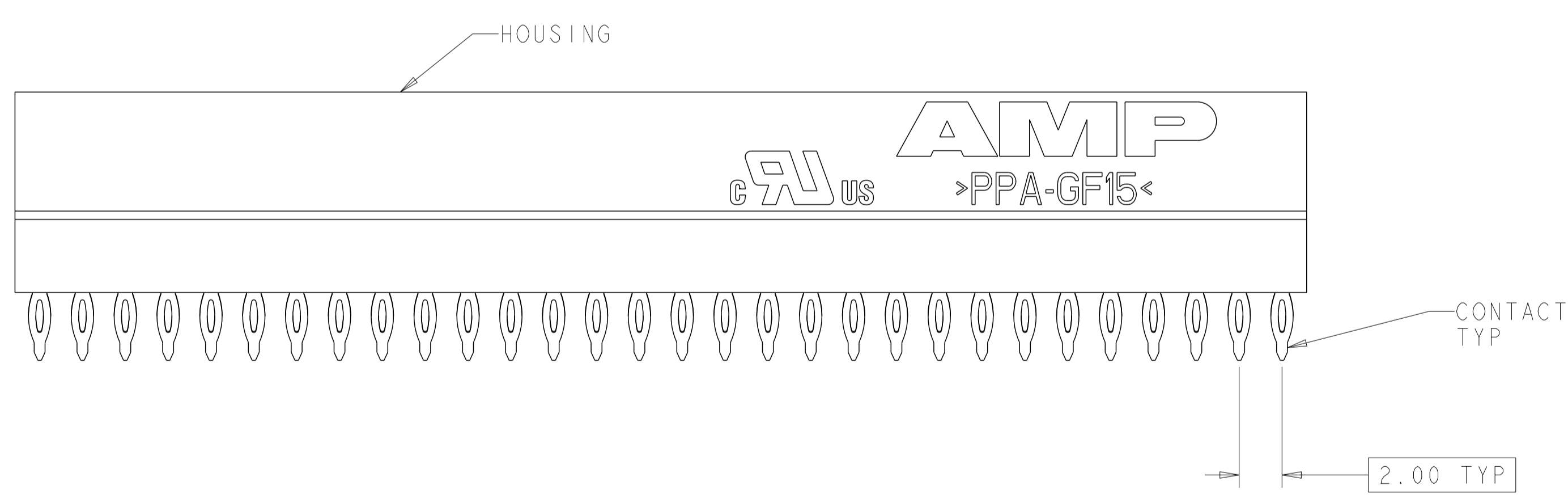


LOC	DIST	REVISIONS					
		P	LTN	DESCRIPTION	DATE	DMN	APVD
AD	00	G3		REVISED PER ECO-16-008038	27MAY2016	NK	JO



- △1 HOUSING: HIGH TEMPERATURE, GLASS FILLED NYLON, COLOR: BLACK.  
CONTACTS: PHOSPHOR BRONZE.
- △2 CONTACTS: 0.000381 MIN GOLD ON MATING RECEPTACLE END, 0.00254 BRIGHT TIN-LEAD ON REMAINDER, ALL OVER 0.001270 NICKEL.
- △3 PCB HOLE RECOMMENDATIONS:  
A. DRILL HOLE DIAMETER TO BE 1.00±0.02.  
B. PLATING TO BE 0.005 MIN TIN-LEAD OVER 0.025-0.075 COPPER.  
C. RECOMMENDED FINISH HOLE SIZE IS 0.88±0.08.
- △4 DIMENSION AFTER SEATING TO PCB.
- △5 NO CONTACT IN THIS POSITION FOR 1375800-2 & -5 ONLY.
- △6 NO CONTACT IN THIS POSITION FOR 1375800-3 & -6 ONLY.
- △7 CONTACTS: 0.000381 MIN GOLD ON MATING RECEPTACLE END, 0.00254-0.00508 MATTE TIN ON REMAINDER, ALL OVER 0.001270 NICKEL.
- △8 TO BE USED ON SILVER IMMERSION PLATED PCB'S (NOTE 9).
- △9 PCB HOLE RECOMMENDATIONS FOR SILVER IMMERSION PLATING:  
A. DRILL HOLE DIAMETER TO BE 1.00-1.02.  
B. PLATING TO BE 0.0001524-0.0004064 SILVER OVER 0.0508±0.0254 COPPER.  
C. RECOMMENDED FINISH HOLE SIZE IS 0.94-0.97.
- △10 PCB HOLE RECOMMENDATIONS FOR ENIG PLATING:  
A. DRILL HOLE DIAMETER TO BE 1.00-1.02.  
B. PLATING TO BE 0.000051-0.000127 GOLD OVER 0.00305-0.00610 NICKEL ALL OVER 0.0508±0.0254 COPPER.  
C. RECOMMENDED FINISH HOLE SIZE IS 0.94-0.97.
- △11 TO BE USED ON STANDARD PCB (NOTE 3) OR ENIG PLATED PCB (NOTE 10).
- △12 OBSOLETE PARTS: OBSOLETE CIS STREAMLINING PER D.RENAUD/D.SINISI



△8	△7	YES △6	1375800-6
△8	△7	YES △5	1375800-5
△8	△7	NO	1375800-4
△11	△2	YES △6	1375800-3
△12 △11	△2	YES △5	1375800-2
△11	△2	NO	1375800-1
FINISH		KEYED CIRCUIT	PART NO

THIS DRAWING IS A CONTROLLED DOCUMENT. DWN: J. G. LENKER 20JUN2000  
 CHK: L. BREKOSKY 15JAN2001  
 APVD: J. OLSON 13JUN2001

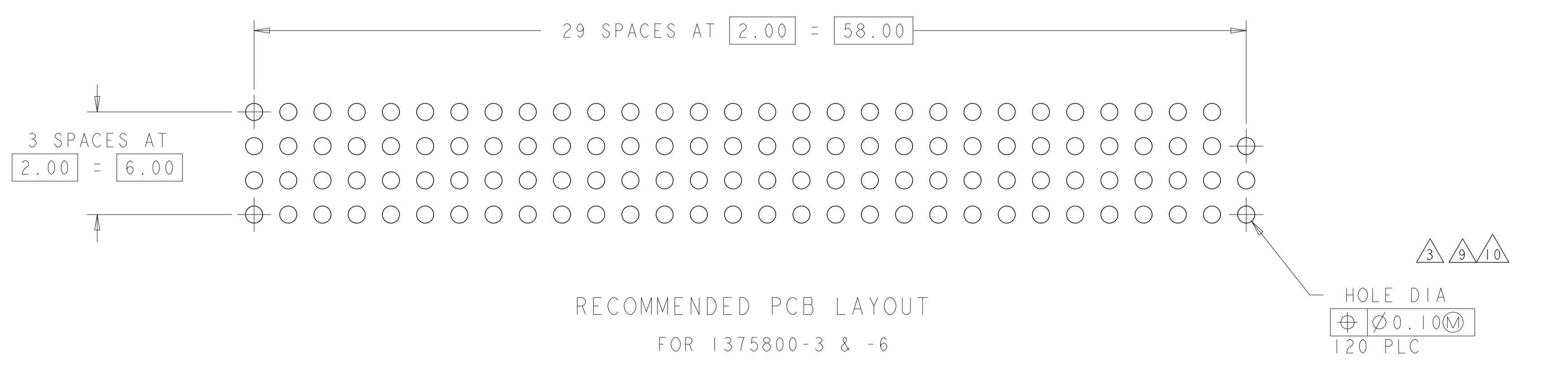

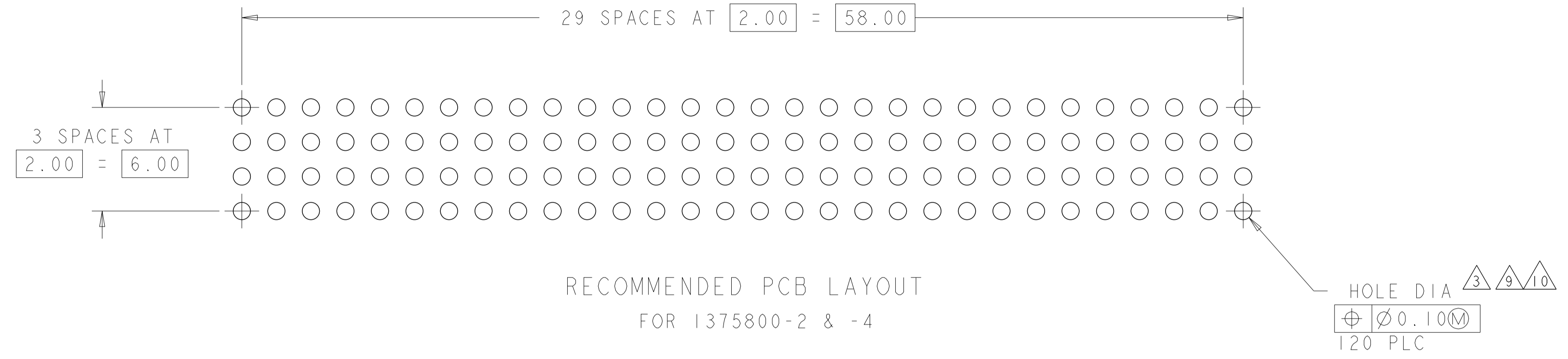
**STE** TE Connectivity

ASSEMBLY, PC/104-PLUS, NON-STACKTHROUGH CONTACTS, PRESS FIT

SIZE: A1 CAGE CODE: 100779 DRAWING NO: 1375800  
 WEIGHT: -  
 MATERIAL: △1  
 FINISH: △2 △7  
 CUSTOMER DRAWING

SCALE: 5:1 SHEET 1 OF 2 REV: G3

LOC		DIST		REVISIONS				
AD	00	P	LTN	DESCRIPTION	DATE	DWN	APVD	
		-		SEE SHEET 1	-	-	-	



THIS DRAWING IS A CONTROLLED DOCUMENT.		DWN W.G. LENKER 20JUN2000	TE Connectivity
DIMENSIONS: mm		CHK L. BREKOSKY 15JAN2001	
TOLERANCES UNLESS OTHERWISE SPECIFIED: 0 PLC ± 1 PLC ±0.13 2 PLC ± 3 PLC ± 4 PLC ± ANGLES ± FINISH		APVD J. OLSON 13JUN2001	NAME ASSEMBLY, PC/104-PLUS, NON-STACKTHROUGH CONTACTS, PRESS FIT
MATERIAL		PRODUCT SPEC 108-1956	RESTRICTED TO
		APPLICATION SPEC 114-13021	SIZE CAGE CODE DRAWING NO. A100779C=1375800
		WEIGHT	SCALE 99:24 SHEET 2 OF 2 REV G3
		CUSTOMER DRAWING	

# Mouser Electronics

Authorized Distributor

Click to View Pricing, Inventory, Delivery & Lifecycle Information:

[TE Connectivity:](#)

[1375800-1](#)