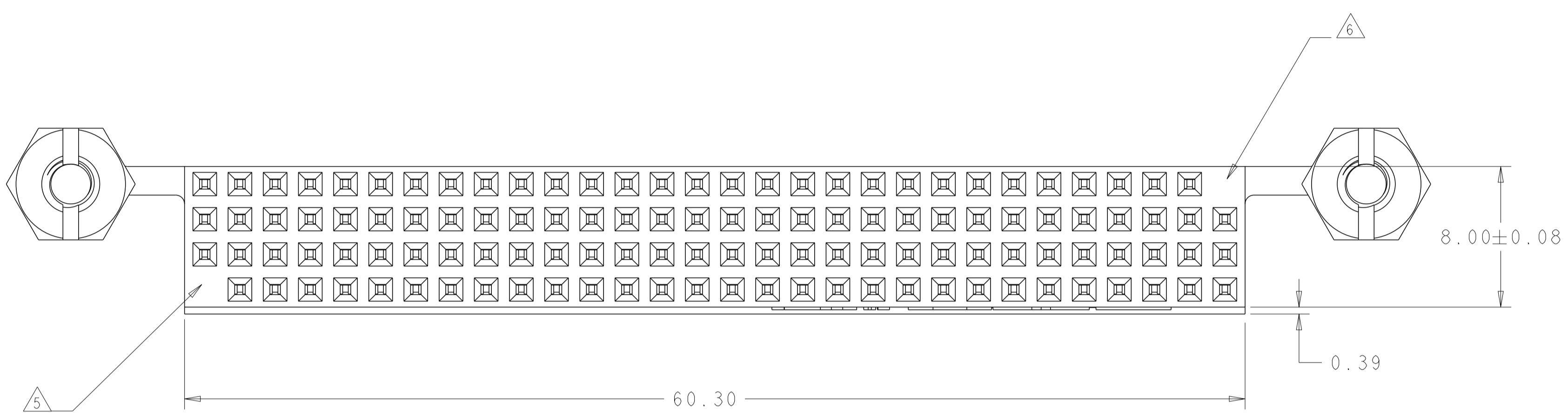
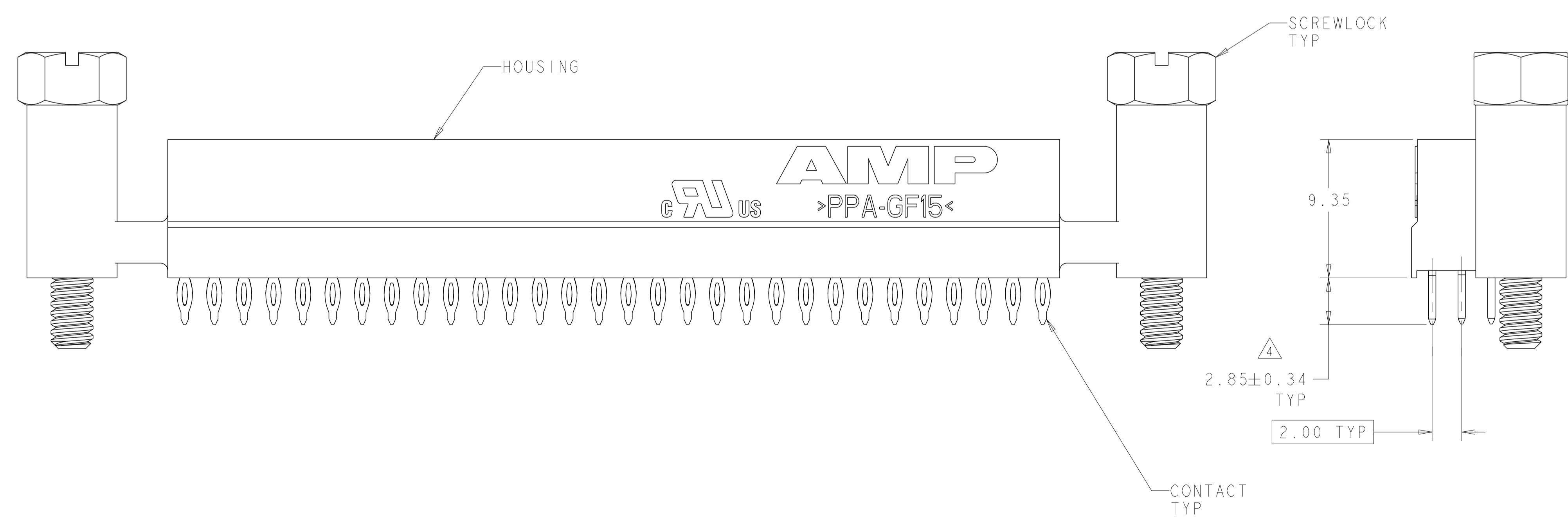


LOC		DIST		REVISIONS			
P	LTN	DESCRIPTION	DATE	DMN	APVD		
F4		REVISED PER ECO-16-008038	27MAY2016	NK	JO		



- △1 HOUSING: HIGH TEMPERATURE, GLASS FILLED NYLON, COLOR: BLACK.
CONTACTS: PHOSPHOR BRONZE.
SCREWLOCKS: STEEL.
- △2 CONTACTS: 0.000381 MIN GOLD ON MATING RECEPTACLE END, 0.00254 BRIGHT TIN-LEAD ON REMAINDER, ALL OVER 0.001270 NICKEL.
SCREWLOCKS: CLEAR CHROMATE OVER ZINC.
- △3 PCB HOLE RECOMMENDATIONS:
A. DRILL HOLE DIAMETER TO BE 1.00±0.02.
B. PLATING TO BE 0.005 MIN TIN-LEAD OVER 0.025-0.075 COPPER.
C. RECOMMENDED FINISH HOLE SIZE IS 0.88±0.08.
- △4 DIMENSION AFTER SEATING TO PCB.
- △5 NO CONTACT IN THIS POSITION FOR PART NUMBER 1375798-2, -5 ONLY.
- △6 NO CONTACT IN THIS POSITION FOR PART NUMBER 1375798-3, -6 ONLY.
- △7 CONTACTS: 0.000381 MIN GOLD ON MATING RECEPTACLE END, 0.00254-0.00508 MATTE TIN-LEAD ON REMAINDER, ALL OVER 0.001270 NICKEL.
SCREWLOCKS: CLEAR CHROMATE OVER ZINC.
- △8 TO BE USED ON SILVER IMMERSION PLATED PCB'S (NOTE 9).
- △9 PCB HOLE RECOMMENDATIONS FOR SILVER IMMERSION PLATING:
A. DRILL HOLE DIAMETER TO BE 1.00-1.02.
B. PLATING TO BE 0.0001524-0.0004064 SILVER OVER 0.0508±0.0254 COPPER.
C. RECOMMENDED FINISH HOLE SIZE IS 0.94-0.97.
- △10 PCB HOLE RECOMMENDATIONS FOR ENIG PLATING:
A. DRILL HOLE DIAMETER TO BE 1.00-1.02.
B. PLATING TO BE 0.000051-0.000127 GOLD OVER 0.00305-0.00610 NICKEL ALL OVER 0.0508±0.0254 COPPER.
C. RECOMMENDED FINISH HOLE SIZE IS 0.94-0.97.
- △11 TO BE USED ON STANDARD PCB (NOTE 3) OR ENIG PLATED PCB (NOTE 10).
- △12 OBSOLETE PARTS: OBSOLETE CIS STREAMLINING PER D.RENAUD/D.SINISI



FINISH	KEYED CIRCUITS	PART NO
△8	YES △6	1375798-6
△8	YES △5	1375798-5
△8	NO	1375798-4
△12 △11	YES △6	1375798-3
△12 △11	YES △5	1375798-2
△11	NO	1375798-1

THIS DRAWING IS A CONTROLLED DOCUMENT.

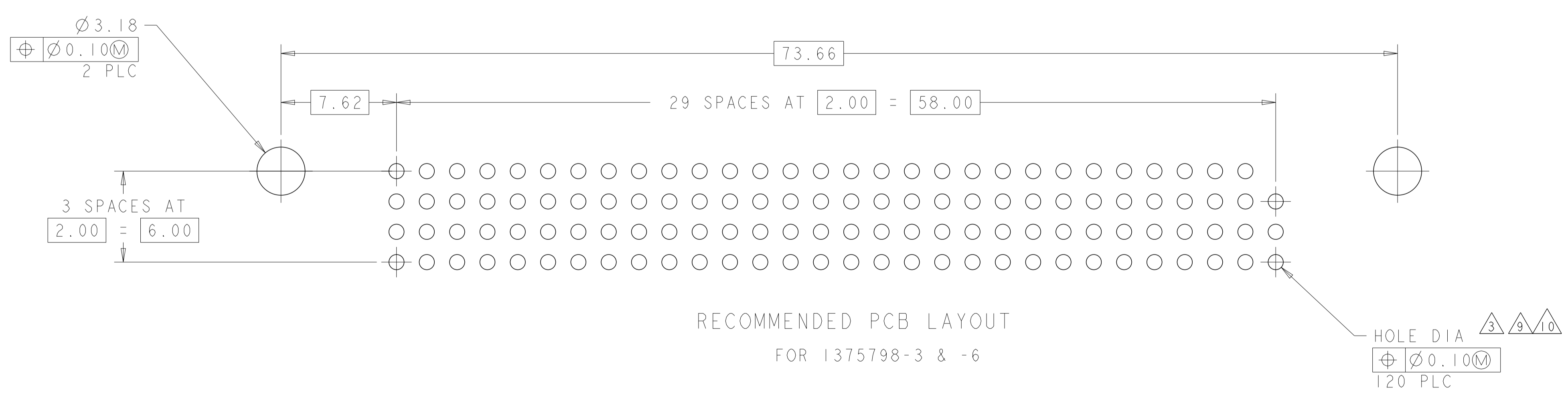
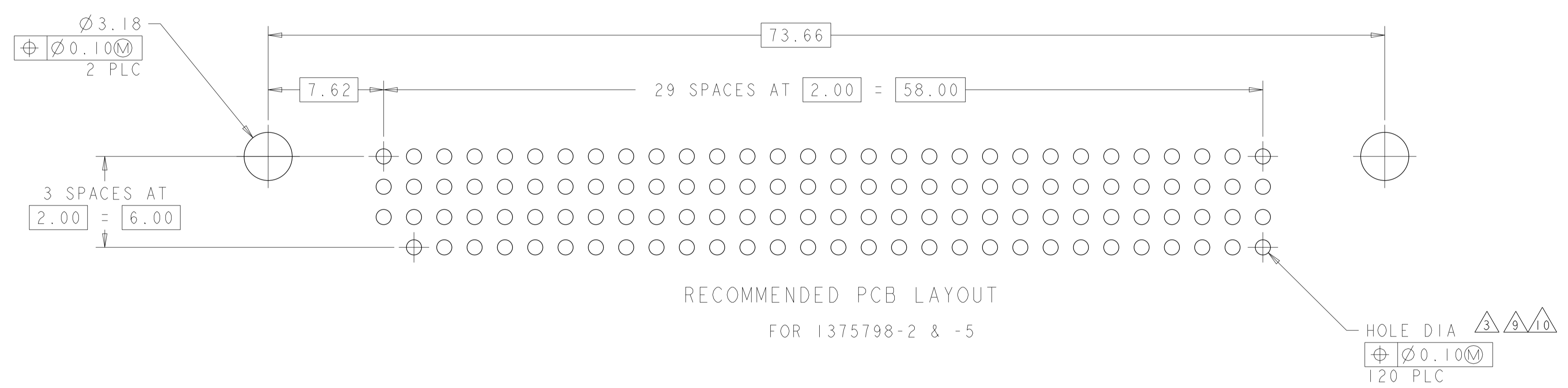
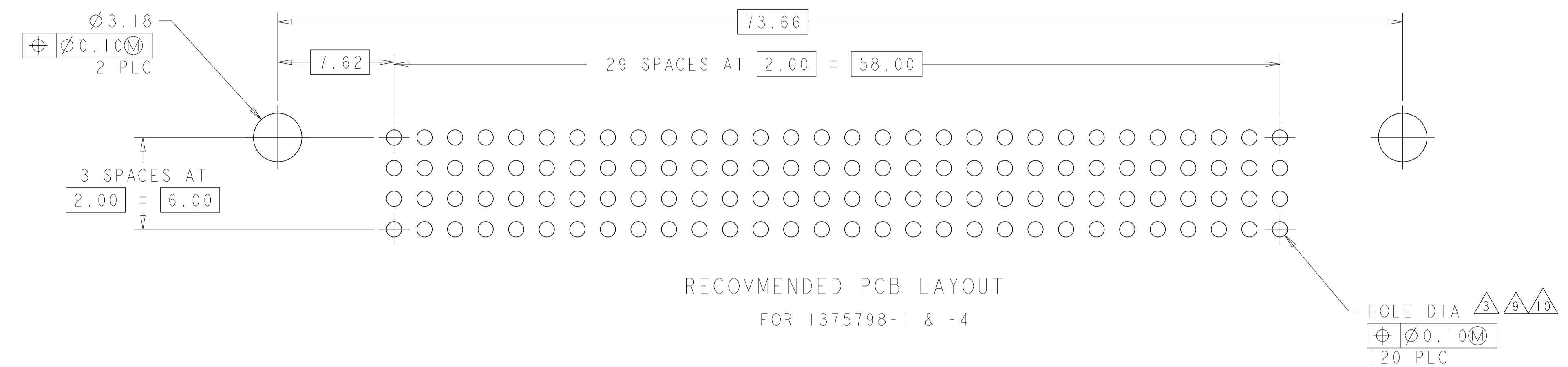
DMN: W.G. LENKER 20JUN2000
 CHK: L. BREKOSKY 15JAN2001
 APVD: J. OLSON 13JUN2001

NAME: ASSEMBLY, PC/104-PLUS, NON-STACKTHROUGH CONTACTS, 2 STANDOFFS, PRESS FIT

SIZE: A1 CAGE CODE: 100779 DRAWING NO: 1375798

SCALE: 5:1 SHEET 1 OF 2 REV: F4

LOC		DIST		REVISIONS			
P	LTN	DESCRIPTION	DATE	DWN	APVD		
-		SEE SHEET 1	-	-	-		



THIS DRAWING IS A CONTROLLED DOCUMENT.		DWN W.G. LENKER 15JAN2001	20JUN2000		TE Connectivity	
DIMENSIONS: mm		CHK L. BREKOSKY	15JAN2001		NAME ASSEMBLY, PC/104-PLUS, NON-STACKTHROUGH CONTACTS, 2 STANDOFFS, PRESS FIT	
TOLERANCES UNLESS OTHERWISE SPECIFIED:		APVD J. OLSON	13JUN2001	PRODUCT SPEC		
$\begin{matrix} \oplus \\ \ominus \end{matrix}$				APPLICATION SPEC		
MATERIAL		WEIGHT		RESTRICTED TO		
FINISH		114-13021		SIZE A100779C=1375798		
		CUSTOMER DRAWING		SCALE 5:1 SHEET 2 OF 2 REV F.4		

Mouser Electronics

Authorized Distributor

Click to View Pricing, Inventory, Delivery & Lifecycle Information:

[TE Connectivity:](#)

[1375798-6](#)