

THIS DRAWING IS UNPUBLISHED.

RELEASED FOR PUBLICATION

2011

© COPYRIGHT 2000

ALL RIGHTS RESERVED.

LOC J

DIST

REVISIONS

P	LTR	DESCRIPTION	DATE	DWN	APVD
	CI	REVISED PER ECO-11-005140	05APR2011	RK	HMR

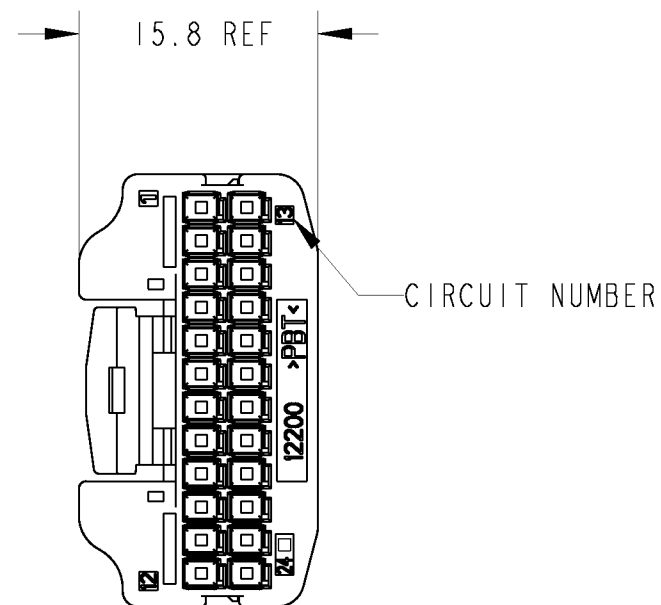
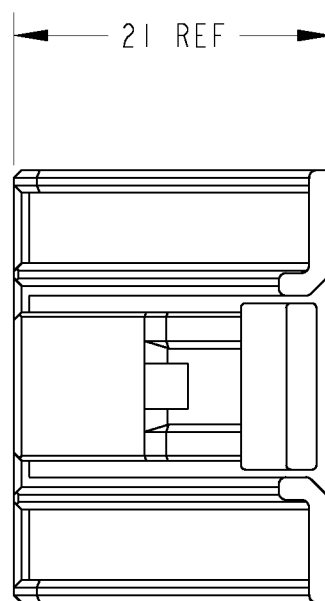
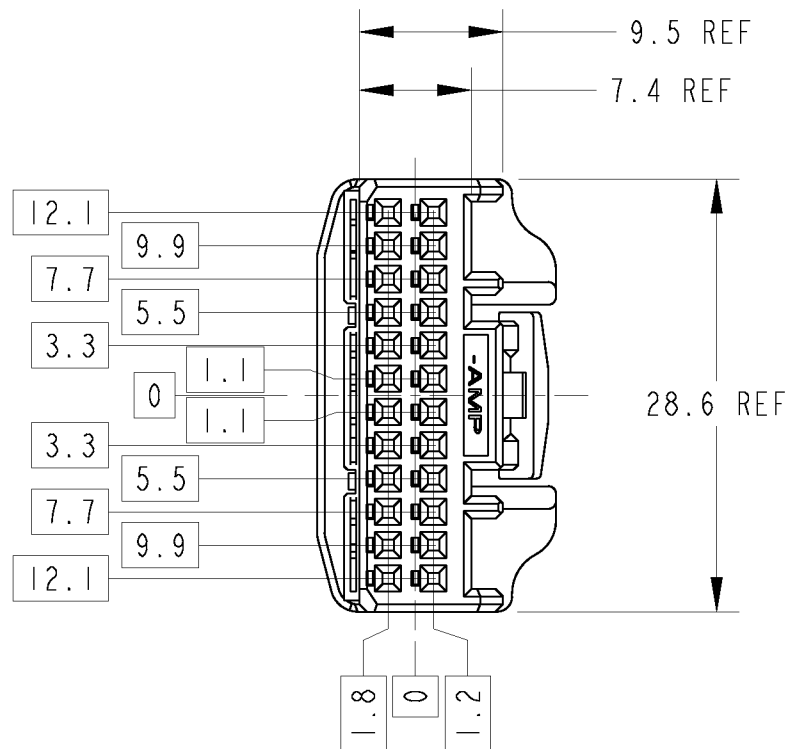


TABLE - 1

POS 極数	CAP ASSEMBLY PART NO キャップ 型番
24	1318853-1

TABLE - 2

		TERMINAL NO 端子型番	APPLICABLE WIRE RANGE 適用電線
SIGNAL 025	TIN	1123343-1	AVSS/CAVUS 0.3~0.5mm ² AVSSH-f 0.3~0.5mm ² CAVS 0.22~0.5mm ²

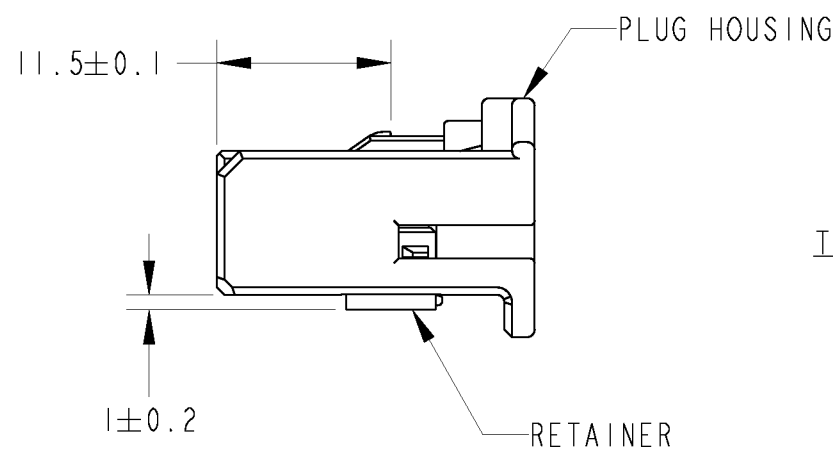


TABLE - 3

PAPER BOX ダンボール	PLASTIC BAG ビニール袋	COLOR	PART NUMBER
		BLACK Δ 7	1318917-2
		NATURAL Δ 7	1318917-1
OUTER 外装	INNER 内装	COLOR	PART NUMBER
PACKING STYLE 梱包形態			

1. RETAINER SHOULD BE SET TO THE PRE- ASSEMBLY POSITION WITHIN THE PLUG HOUSING WHEN SHIPPED TO THE CUSTOMER
2. THE RETENTION LATCH OF THE RETAINER MUST BE OUT SIDE OF PLUG HOUSING WHEN PRE-ASSEMBLY
3. RETAINER RETENTION FORCE FROM HOUSING : 20N MIN
4. INSTRUCTION SHEET NO : 411-5928
5. PART NUMBER OF CAP HOUSING TO BE MATED : SEE TABLE - 1
6. APPLIED TERMINAL : SEE TABLE - 2
7. RETAINER IS THE SAME COLOR AS HOUSING.

1. プラグハウジングにリテーナーを仮止して出荷する
2. 仮止時リテーナー突起がハウジングの外側に出ていること
3. リテーナーの仮係止保持力は 20N 以上
4. 取扱説明書 NO : 411-5928
5. 嵌合相手型番は TABLE - 1参照
6. 適用端子は TABLE - 2参照
7. リテーナーはハウジング本体と同色とする。

THIS DRAWING IS A CONTROLLED DOCUMENT.

DWN N. YASUDA 08MAR00
CHK N. SAI 10MAR00
APVD N. SAI 10MAR00

PRODUCT SPEC 108-5668
APPLICATION SPEC 114-5250

WEIGHT 3.68 g

CUSTOMER DRAWING

SCALE 2:1

SHEET 1 OF 1

REV CI

TE Connectivity

025 SERIES 24POSITION
PLUG HOUSING ASSEMBLY

SIZE A3 CAGE CODE 00779 DRAWING NO C=1318917

Mouser Electronics

Authorized Distributor

Click to View Pricing, Inventory, Delivery & Lifecycle Information:

[TE Connectivity:](#)

[1318917-1](#)