


Metallized Piezo Film Sheets

- Thin, flexible film sheets
- Multi-purpose ... design your own Sensor
- Different Electrode Options – Sputtered metallization or Silver ink
- Various Film Thickness Options



Piezo Film Sheets are available in a different film sizes and thicknesses. These can be fabricated into simple transducers, or for use as full size sheets for applications such as speakers.

Metallization options include a compliant silver ink as well as sputtered metallization. The silver ink is best for applications where mechanical stress is being applied. Silver ink also lends itself to custom metallization patterns for easy lead attachment.

The thin, sputtered metallization is more brittle and used where signal to noise requirements dictate very low mass loading by the electrodes. Our standard sputtered metallization is 700 Å of copper covered with 100Å of nickel, which has good conductivity and is resistant to oxidation. Other metallizations such as gold are available on a custom basis with a set up fee. For the sputtered Metallized film, there is no border.

FEATURES

- Film Thickness Options: 28µm, 52µm, 110µm PVDF
- Electrode Type Options: Silver Ink & NiCu Metallization
- Sheet Size Options: 8" x 5.5" and 8" x 11"

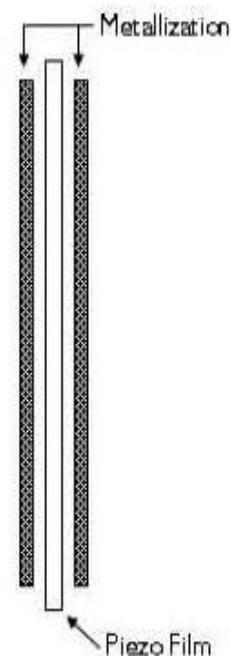
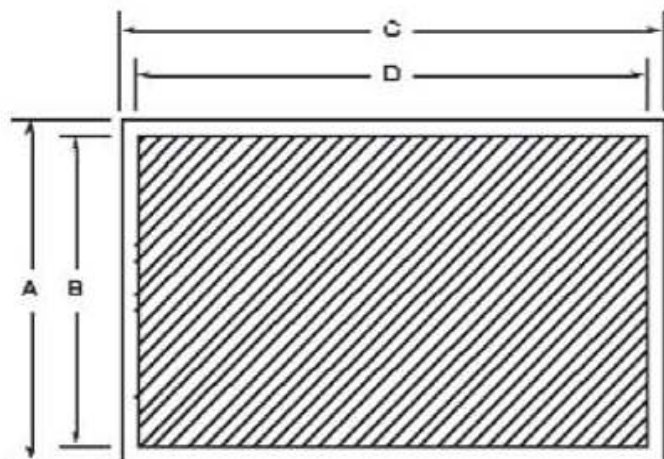
APPLICATIONS

- Film Transducer
- Speaker Element

typical specifications

Electro-Mechanical Conversion	(1 direction) $23 \times 10^{-12} \text{m/V}$, $700 \times 10^{-6} \text{N/V}$ (3 direction) $-33 \times 10^{-12} \text{m/V}$
Mechano-Electrical Conversion	(1 direction) $12 \times 10^{-3} \text{V}$ per microstrain, $400 \times 10^{-3} \text{V}/\mu\text{m}$, 14.4V/N
Pyro-Electrical Conversion	(3 direction) $13 \times 10^{-3} \text{V/N}$ $8 \text{V}/^\circ \text{K}$ (@ 25°C)
Capacitance	$1.36 \times 10^{-9} \text{F}$; Dissipation Factor of 0.018 @ 10 KHz; Impedance of $12 \text{K}\Omega$ @ 10 KHz
Maximum Operating Voltage	DC: 280 V (yields 7 µm displacement in 1 direction) AC: 840 V (yields 21 µm displacement in 1 direction)
Maximum Applied Force (at break, 1 direction)	6-9 kgF (yields voltage output of 830 to 1275 V)

dimensions



DIMENSIONS in INCHES (mm)

Film Thickness	Total Thickness (µm)	Metallization	A Film	B Electrode	C Film	D Electrode	Part Number
28 µm	28	Cu-Ni	8.00 (203)	8.00 (190)	11.00 (280)	11.00 (267)	1-1003702-7
28 µm	40	Silver Ink	8.00 (203)	7.50 (190)	5.50 (140)	5.00 (127)	1-1004347-0
28 µm	40	Silver Ink	8.00 (203)	7.50 (190)	11.00 (280)	10.50 (267)	1-1004346-0
52 µm	52	Cu-Ni	8.00 (203)	8.00 (190)	11.00 (280)	11.00 (267)	2-1003702-7
52 µm	64	Silver Ink	8.00 (203)	7.50 (190)	5.50 (140)	5.00 (127)	2-1004347-0
52 µm	64	Silver Ink	8.00 (203)	7.50 (190)	11.00 (280)	10.50 (267)	2-1004346-0
110 µm	110	Cu-Ni	8.00 (203)	8.00 (190)	11.00 (280)	11.00 (267)	3-1003702-7
110 µm	122	Silver Ink	8.00 (203)	7.50 (190)	5.50 (140)	5.00 (127)	3-1004347-0
110 µm	122	Silver Ink	8.00 (203)	7.50 (190)	11.00 (280)	10.50 (267)	3-1004346-0

The information in this sheet has been carefully reviewed and is believed to be accurate; however, no responsibility is assumed for inaccuracies. Furthermore, this information does not convey to the purchaser of such devices any license under the patent rights to the manufacturer. Measurement Specialties, Inc. reserves the right to make changes without further notice to any product herein. Measurement Specialties, Inc. makes no warranty, representation or guarantee regarding the suitability of its product for any particular purpose, nor does Measurement Specialties, Inc. assume any liability arising out of the application or use of any product or circuit and specifically disclaims any and all liability, including without limitation consequential or incidental damages. Typical parameters can and do vary in different applications. All operating parameters must be validated for each customer application by customer's technical experts. Measurement Specialties, Inc. does not convey any license under its patent rights nor the rights of others.

ordering information

North America

Measurement Specialties, Inc.
1000 Lucas Way
Hampton, VA 23666
Sales and Customer Service
Tel: +1-800-745-8008 or
+1-757-766-1500
Fax: +1-757-766-4297
Technical Support
Email: piezo@meas-spec.com

Europe

MEAS Deutschland GmbH
Hauert 13
44227 Dortmund
Germany
Sales and Customer Service
Tel: +49 (0)231 9740 21
Technical Support
Tel: +49 (0)6074 862822
Email: piezoeurope@meas-spec.com

Asia

Measurement Specialties (China), Ltd.
No. 26 Langshan Road
Shenzhen High-Tech Park (North)
Nanshan District
Shenzhen, China 518107
Sales and Customer Service
Tel: +86 755 3330 5088
Technical Support
Email: piezo@meas-spec.com

Mouser Electronics

Authorized Distributor

Click to View Pricing, Inventory, Delivery & Lifecycle Information:

[TE Connectivity:](#)

[1-1004347-0](#) [3-1004346-0](#) [2-1004346-0](#) [2-1004347-0](#)