THIS DRAWING IS UNPUBLISHED. RELEASED FOR PUBLICATION 2000
© COPYRIGHT 2000 BY - ALL RIGHTS RESERVED.

| LOC | DIST |
|---|---|
| A1 | - |

REVISIONS

| P | LTR | DESCRIPTION | DATE | DWN | APVD |
|---|---|---|---|---|---|
| | G2 | PN 1394897 AND 1418847 OBSOLETE | 15NOV2012 | S.R. | C.G. |
| | G3 | ECR-14-008680 CANCELED | 12JUN2014 | Abr | Raab |
| | G4 | Loose Piece Parts removed from Table. ECR-14-012725 | 25AUG2014 | Abr | Raab |
| | G5 | Tolerance from dim. J changed (drawing failure) | 02FEB2015 | Ho. | Raab |

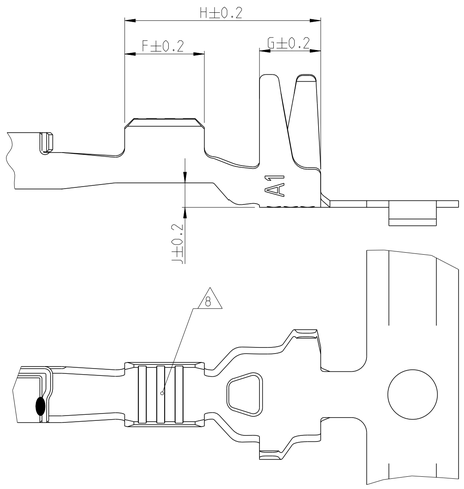


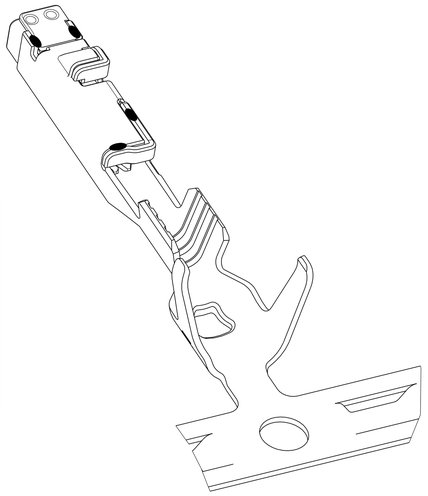

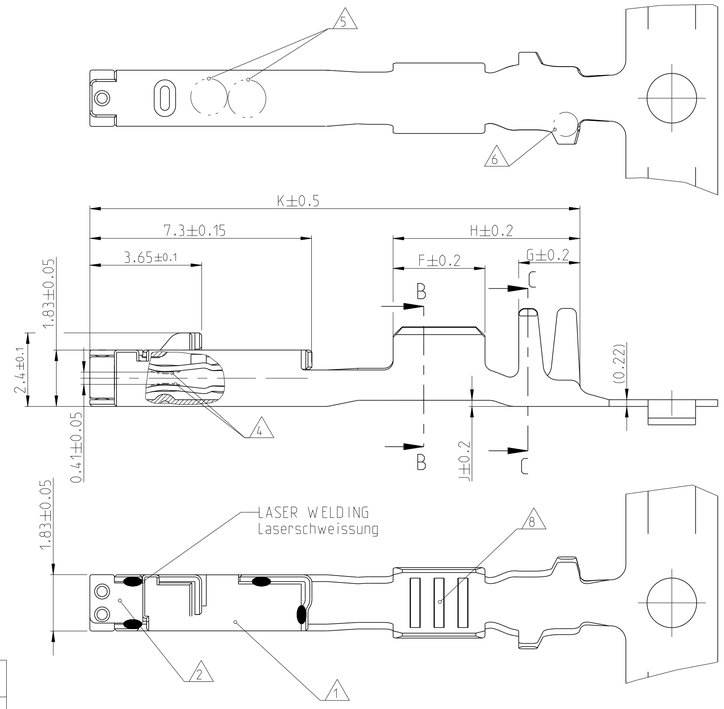


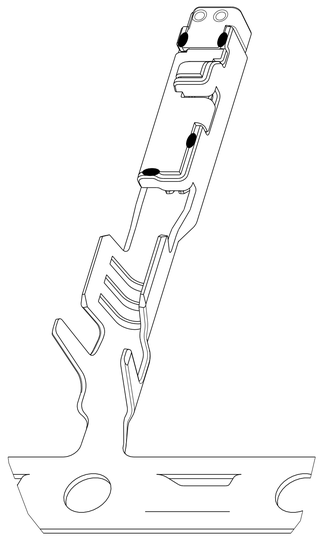

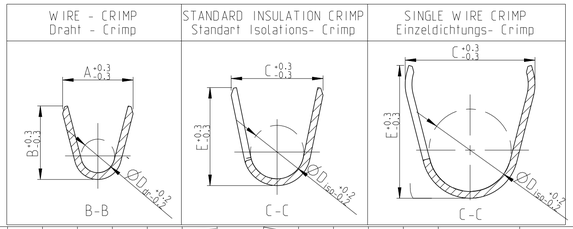


| VERSION / Ausfuehrung | ORDER- NO. STRIP FORM Bestell- Nr. Bandware | Rev. | BODY Kontakt-koerper | SPRING Kontakt-feder | BODY Kontakt-koerper | SPRING Kontakt-feder | RANGE Bereich | AWG | mm² | INSULATION Ø Isolations | A | (B) | $D_{Dr}$ | C | E | $D_{ISO}$ | LOOSE PIECE/ Einzelausfuehrung | F | G | H | J | K | Ø 3.55 [mm] | Ø 3.95 [mm] | BLIND PLUG Blindstopfen | TE NO. | MASTER APPLICATION-TOOL Basis Crimp-Werkzeug | DIE-PN FOR BASIC-HANDTOOL 539635-1 ERGO-CRIMP Matrizen PN fuer Basishandzange 539635-1 ERGO-Crimp |
|---|---|---|---|---|---|---|---|---|---|---|---|---|---|---|---|---|---|---|---|---|---|---|---|---|---|---|---|---|
| | | | MATERIAL Werkstoff | | SURFACE Oberflaeche 4 | | WIRE-SIZE RANGE ISOLATIONS DIAMETER Leitergerschnitt mm² Isolationsdurchmesser mm 3 | | | | WIRE CRIMP Drahtcrimp | | | ISOLATION CRIMP Isolationscrimp | | | | | | | | | SINGLE WIRE SEAL FOR CAVITY DIAMETER: Einzeldichtung fuer Kammerdurchmesser: ORDER NO./Bestell-Nr. | | | | | EXTRACTION TOOL Ausdrueckwerkzeug 0-1579007-8 | |
| | | | | | | | | | | | STRIP FORM/Bandware | | | | | | | | | | | | | | | | EXTRACTION TOOL FOR SECONDARY LOCK Ausdrueckwerkzeug fuer zweite Kontaktsicherung 1-1579007-0 | |
| SINGLE WIRE SEAL/ Einzeldichtung | 1418841-3 | | CuSn0.15 | CuNi3Si | TIN PLATED verzinnt | SILVER PLATED versilbert | 0.14-0.22 | 26 | 0.14 | 1.05-1.2 | 1.55 | 1.55 | 0.65 | 4.25 | 4.3 | 2.6 | AS PRODUCTS ON CARRIERSTRIP wie Bandware | 2.6 | 2 | 6.4 | 0.8 | 16 | 967067-2 | 963142-2 | 963143-1 (Ø3.95) / 967056-1 (Ø3.55) | 1528151 | 4-1579001-8 |
| | 1418841-2 | - | | | | GOLD PLATED vergoldet | | - | 0.22 | | | | | | | | | | | | | | | | | | | |
| | 1418841-1 | - | | | | TIN PLATED verzinnt | | | | | | | | | | | | | | | | | | | | | | |
| | 1418844-3 | C | CuSn0.15 | CuNi3Si | TIN PLATED verzinnt | SILVER PLATED versilbert | 0.25-0.35 | - | 0.25 | 1.1-1.75 | 1.85 | 1.85 | 0.8 | 4.25 | 4.3 | 2.6 | | 2.6 | 2 | 6.4 | 0.8 | 16 | 967067-2 | 963142-2 | | 1528152 | 3-1579001-9 |
| | 1418844-2 | C | | | | GOLD PLATED vergoldet | | 24 | - | | | | | | | | | | | | | | 967067-1 | | | | | |
| | 1418844-1 | C | | | | TIN PLATED verzinnt | | - | 0.35 | | | | | | | | | | | | | | | | | | | |
| | | | | | | | | 22 | - | | | | | | | | | | | | | | | | | | | |
| 7 | 1670146-3 | A | CuSn0.15 | CuNi3Si | TIN PLATED verzinnt | SILVER PLATED versilbert | 0.5-0.75 | 20 | 0.5 | 1.4-1.9 | 2.1 | 2.1 | 1.1 | 4.25 | 4.3 | 2.7 | | 2.6 | 2 | 6.4 | 0.8 | 16 | 967067-1 | 963142-1 | | 1528674 | 5-1579021-7 |
| | 1670146-2 | A | | | | GOLD PLATED vergoldet | | - | 0.75 | | | | | | | | | | | | | | | | | | | |
| | 1670146-1 | A | | | | TIN PLATED verzinnt | | | | | | | | | | | | | | | | | | | | | | |
| 7 | 1418847-3 | D | CuSn0.15 | CuNi3Si | TIN PLATED verzinnt | SILVER PLATED versilbert | 0.5-0.75 | 20 | 0.5 | 1.4-1.9 | 2.3 | 2.5 | 1.1 | 4.25 | 4.3 | 2.7 | | 2.6 | 2 | 6.4 | 0.8 | 16 | 967067-1 | 963142-2 | | 1528153 | 3-1579001-8 |
| | 1418847-2 | D | | | | GOLD PLATED vergoldet | | - | 0.75 | | | | | | | | | | | | | | | | | | | |
| | 1418847-1 | D | | | | TIN PLATED verzinnt | | | | | | | | | | | | | | | | | | | | | | |
| | 1418850-3 | B | CuSn0.15 | CuNi3Si | TIN PLATED verzinnt | SILVER PLATED versilbert | 1.0-1.5 | 18 | - | 1.9-2.4 | 2.6 | 2.95 | 1.3 | 4.45 | 4.3 | 2.9 | | 3 | 2 | 6.8 | 0.8 | 16.5 | 967067-1 | 967067-1 | | 1528154 | 3-1579001-7 |
| | 1418850-2 | B | | | | GOLD PLATED vergoldet | | - | 1 | | | | | | | | | | | | | | - | | | | | |
| | 1418850-1 | B | | | | TIN PLATED verzinnt | | 16 | - | | | | | | | | | | | | | | | | | | | |
| | | | | | | | | - | 1.5 | | | | | | | | | | | | | | | | | | | |
| STANDARDCRIMP | 1452500-3 | - | CuSn0.15 | CuNi3Si | TIN PLATED verzinnt | SILVER PLATED versilbert | 0.14-0.22 | 26 | 0.14 | 1.05-1.2 | 1.55 | 1.55 | 0.65 | 2.1 | 2.1 | 1.1 | | 2.6 | 2 | 5.7 | 0 | 15 | - | - | | 1528146 | 3-1579001-6 |
| | 1452500-2 | - | | | | GOLD PLATED vergoldet | | | | | | | | | | | | | | | | | | | | | | |
| | 1452500-1 | - | | | | TIN PLATED verzinnt | | - | 0.22 | | | | | | | | | | | | | | | | | | | |
| | 1534594-3 | E | CuSn0.15 | CuNi3Si | TIN PLATED verzinnt | SILVER PLATED versilbert | 0.25-0.35 | - | 0.25 | 1.1-1.75 | 1.85 | 1.85 | 0.8 | 2.65 | 2.65 | 1.4 | | 2.6 | 2 | 5.7 | 0.2 | 15 | - | - | | 1528147 | 0-1579001-6 |
| | 1534594-2 | E | | | | GOLD PLATED vergoldet | | 24 | - | | | | | | | | | | | | | | | | | | | |
| | 1534594-1 | E | | | | TIN PLATED verzinnt | | - | 0.35 | | | | | | | | | | | | | | | | | | | |
| | | | | | | | | 22 | - | | | | | | | | | | | | | | | | | | | |
| 7 | 1670144-3 | A | CuSn0.15 | CuNi3Si | TIN PLATED verzinnt | SILVER PLATED versilbert | 0.5-0.75 | 20 | 0.5 | 1.4-1.9 | 2.1 | 2.1 | 1.1 | 2.8 | 2.9 | 1.6 | | 3 | 2 | 6.1 | 0.2 | 16 | - | - | | 1528673 | 5-1579021-6 |
| | 1670144-2 | A | | | | GOLD PLATED vergoldet | | - | 0.75 | | | | | | | | | | | | | | | | | | | |
| | 1670144-1 | A | | | | TIN PLATED verzinnt | | | | | | | | | | | | | | | | | | | | | | |
| 7 | 1394897-3 | E | CuSn0.15 | CuNi3Si | TIN PLATED verzinnt | SILVER PLATED versilbert | 0.5-0.75 | 20 | 0.5 | 1.4-1.9 | 2.3 | 2.5 | 1.1 | 3 | 3.2 | 1.75 | | 3 | 2 | 6.1 | 0.2 | 16 | - | - | | 1528148 | 0-1579001-5 |
| | 1394897-2 | E | | | | GOLD PLATED vergoldet | | - | 0.75 | | | | | | | | | | | | | | | | | | | |
| | 1394897-1 | E | | | | TIN PLATED verzinnt | | | | | | | | | | | | | | | | | | | | | | |
| | 1452503-3 | C | CuSn0.15 | CuNi3Si | TIN PLATED verzinnt | SILVER PLATED versilbert | 1.0-1.5 | 18 | - | 1.9-2.4 | 2.6 | 2.95 | 1.3 | 3.75 | 3.95 | 2.1 | | 3 | 2 | 6.1 | 0.2 | 16 | - | - | | 1528150 | 1-1579001-3 |
| | 1452503-2 | C | | | | GOLD PLATED vergoldet | | - | 1 | | | | | | | | | | | | | | | | | | | |
| | 1452503-1 | C | | | | TIN PLATED verzinnt | | 16 | - | | | | | | | | | | | | | | | | | | | |
| | | | | | | | | - | 1.5 | | | | | | | | | | | | | | | | | | | |

NOTES

1. BODY
2. SPRING
3. ONLY FOR FLR-WIRE SEE DIN 72551, PART 6 AND AWG WIRE ACCORDING DC-SPEC: MS-8288; MS-7889; MS-9532
4. SUREFACE
   a) BODY
      -PRE TIN 1 TO 3 µm
   b) SPRING
      -PRE TIN SnAg 1 TO 3 µm
      -GOLD PLATED MIN. 0.8 µm (ONLY CONTACT AREA)
      -SILVER PLATED 2 TO 5 µm (ONLY CONTACT AREA)
5. STAMPED INDICATOR FOR PLATING:
   - A U GOLD PLATING
   - A G SILVER PLATING
   - TIN PLATING WITHOUT INDICATOR
6. OPTIONAL DATE CODE
7. 1394897-1, -2, -3 superseded by 1670144-1, -2, -3
   1418847-1, -2, -3 superseded by 1670146-1, -2, -3

   CAUTION!
   PART NUMBERS 1670144 AND 1670146 ARE PROCESSED WITH OTHER CRIMP HEIGHTS. SEE APPLICATION SPECIFICATION NO.114-18464 UP FROM REVISION "P"
8. DIFFERENT FORM OF THE SERRATIONS POSSIBLE

Bemerkungen

1. Kontaktkoerper
2. Kontaktfeder
3. Nur fuer FLR-Leitung nach DIN 72551, Teil 6 und AWG Leitung nach DC-Spec: MS-8288; MS-7889; MS-9532
4. Oberflaeche
   a) Kontaktkoerper
      -verzinnt 1 bis 3 µm
   b) Kontaktfeder
      -verzinnt SnAg 1 bis 3 µm
      -galv. vergoldet min. 0.8 µm (nur Kontaktzone)
      -galv. versilbert 2 bis 5 µm (nur Kontaktzone)
5. Markierung fuer galvanische Ausfuehrung:
   - A U vergoldet
   - A G versilbert
   - Verzinnt: ohne Markierung
6. Optional Datumscode
7. 1394897-1, -2, -3 ersetzt durch 1670144-1, -2, -3
   1418847-1, -2, -3 ersetzt durch 1670146-1, -2, -3

   ACHTUNG!
   Teilenummern 1670144 und 1670146 werden mit anderen Crimphoehen verarbeitet. Siehe Verarbeitungsspezifikation Nr.114-18464 ab Revision "P"
8. Unterschiedliche Ausfuehrung der Rillen moeglich

THIS DRAWING IS A CONTROLLED DOCUMENT.

DIMENSIONS: mm

TOLERANCES UNLESS OTHERWISE SPECIFIED:
0 PLC ±0.2
1 PLC ±0.2
2 PLC ±
3 PLC ±
4 PLC ±
ANGLES ±1°

MATERIAL - -
FINISH - -

TOLERANCING ISO 8015
TOLERIERUNG ISO 8015

| | | |
|---|---|---|
| DWN | G. Hotea | 17AUG2001 |
| CHK | E.Herth | 11MAR2002 |
| APVD | H. Wendling | 12MAR2002 |
| PRODUCT SPEC | 108-18782 | |
| APPLICATION SPEC | 114-18464 | |
| WEIGHT | 0.18 g | |

TE Connectivity

NAME: MCON 1.2 CB (CLEAN BODY)

| SIZE | CAGE CODE | DRAWING NO | RESTRICTED TO |
|---|---|---|---|
| A1 | 00779 | C-1534326 | - |

Customer Drawing | SCALE 10:1 | SHEET 1 OF 1 | REV G5

4805 (3/11)

# Mouser Electronics

Authorized Distributor

Click to View Pricing, Inventory, Delivery & Lifecycle Information:

TE Connectivity:

1670146-1