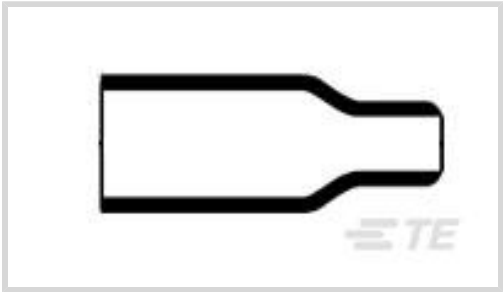




Wire Protection & Management > Heat Shrink Shapes > Heat Shrink Boots > Heat Shrink Boots: Non Lipped, Straight



Body Orientation: **Straight**

Molded Part Shape Code: **202**

Lipped: **No**

Material Code: **3**

Material Systems Code: **10**

[All Heat Shrink Boots: Non Lipped, Straight \(138\)](#)

Features

Configuration Features

Lipped	No
Adhesive Requirement	Adhesive Precoat

Body Features

Primary Product Material	Semi-Rigid Modified Polyolefin
Material Code	3
Material Systems Code	10

Housing Features

Body Orientation	Straight
------------------	----------

Dimensions

Compatible Cable Diameter (Max)	10 mm, 11 mm, 6 mm, 7 mm, 8 mm, 9 mm[.23 in][.27 in][.314 in][.35 in][.39 in][.43 in]
Compatible Cable Diameter Range	5.3 – 17.8 mm[.209 – .701 in]

Usage Conditions

Operating Temperature Range	-55 – 135 °C[-67 – 275 °F]
Resistance Protection	Occasional Fluid Exposure

Industry Standards

--	--



Compatible With Approved Standards Products	BS-G-198-5-DA, DEF Std 59-97 Issue 3 Type DA, SAE AS I 81765/1, Type I, UL 224, File E85381
---	---

Other

Molded Part Shape Code	202
Adhesive Code	42

Product Compliance

For compliance documentation, visit the product page on [TE.com](#)>




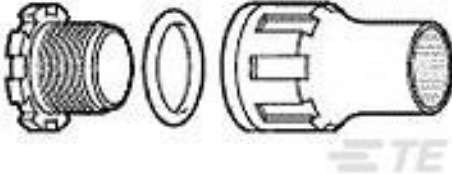
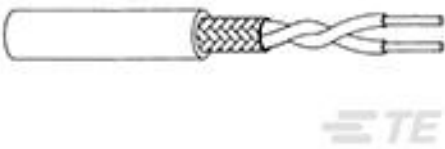



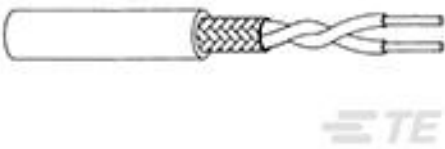
EU RoHS Directive 2011/65/EU	Compliant
EU ELV Directive 2000/53/EC	Compliant
China RoHS 2 Directive MIIT Order No 32, 2016	No Restricted Materials Above Threshold
EU REACH Regulation (EC) No. 1907/2006	Current ECHA Candidate List: JAN 2024 (240) Candidate List Declared Against: JAN 2024 (240) Does not contain REACH SVHC
Halogen Content	Not Low Halogen - contains Br or Cl > 900 ppm.
Solder Process Capability	Not applicable for solder process capability

Product Compliance Disclaimer

This information is provided based on reasonable inquiry of our suppliers and represents our current actual knowledge based on the information they provided. This information is subject to change. The part numbers that TE has identified as EU RoHS compliant have a maximum concentration of 0.1% by weight in homogenous materials for lead, hexavalent chromium, mercury, PBB, PBDE, DBP, BBP, DEHP, DIBP, and 0.01% for cadmium, or qualify for an exemption to these limits as defined in the Annexes of Directive 2011/65/EU (RoHS2). Finished electrical and electronic equipment products will be CE marked as required by Directive 2011/65/EU. Components may not be CE marked. Additionally, the part numbers that TE has identified as EU ELV compliant have a maximum concentration of 0.1% by weight in homogenous materials for lead, hexavalent chromium, and mercury, and 0.01% for cadmium, or qualify for an exemption to these limits as defined in the Annexes of Directive 2000/53/EC (ELV). Regarding the REACH Regulation, the information TE provides on SVHC in articles for this part number is based on the latest European Chemicals Agency (ECHA) 'Guidance on requirements for substances in articles' posted at this URL: <https://echa.europa.eu/guidance-documents/guidance-on-reach>

Customers Also Bought



 TE Part #814710-000 202A132-3/42-0	 TE Part #3906690001 TMS-SCE Military Grade Sleeves	 TE Part #59250 T-HEAD PIDG 26-14 ASSY	 TE Part #912229-001 CES-3
 TE Part #090695-000 0026A0024-9X	 TE Part #1616089-6 DH7AC=RELAY	 TE Part #65022-003 JUNCTION ASSY	 TE Part #65022-002 JUNCTION ASSY
 TE Part #7-1618278-3 KC-32/S1=RELAY, VACUUM, SPST-N			

Documents

Datasheets & Catalog Pages  
1654025\_Sec4\_-3

English  
Raychem Molded Parts Visual Guide  
English

Product Specifications  
Product Specification  
English

# Mouser Electronics

Authorized Distributor

Click to View Pricing, Inventory, Delivery & Lifecycle Information:

[TE Connectivity:](#)

[202A121-3/42-0](#)