



## CFSA69383P/ CFSA69383P1

**Ultra-low Profile/Low PIM Ceiling Mount Antenna  
698-960 MHz/1350-1550 MHz/1690-4000 MHz**

The CFSA69383P/CFSA69383P1 is a Low PIM indoor wideband omnidirectional low-profile ceiling mount antenna. It is designed to provide pattern coverage that is optimized for indoor coverage requirements at 698-960 MHz and 1690-3800 MHz for the GSM, DCS, UMTS, AWS-3 and LTE/WiMAX frequency bands.

The CFSA69383P/CFSA69383P1 is applicable for environments where aesthetics and wide-angle coverage are necessary for successful wireless deployment. The surprisingly small size and extreme low profile enables maximum mounting flexibility while maintaining desired in-building aesthetics.

### FEATURES AND BENEFITS

- Ultra-low profile
- Aesthetically-neutral housing
- Optimized performance using Laird proprietary tools
- Supports AWS-3 frequency band
- Mounts directly and easily to ceiling tile (CFSA69383P1 is for hard ceiling mount installations)

### APPLICATIONS

- FirstNet/Public Safety
- Small cells
- Meeting rooms
- Offices
- Hotels
- Museums
- iDAS
- Libraries
- Retails malls
- Bus terminals and train stations
- Other in-building areas

ELECTRICAL SPECIFICATION											
Operating Frequency (MHz)	698-806	824-894	880-890	1350-1550	1690-1880	1850-1990	1910-2180	2300-2500	2500-2700	3300-3800	3800-4000
VSWR – Avg	<1.2:1	<1.2:1	<1.2:1	<1.6:1	<1.3:1	<1.3:1	<1.3:1	<1.2:1	<1.2:1	<1.6:1	<1.7:1
VSWR – Max	<1.5:1	<1.5:1	<1.5:1	<2.0:1	<1.5:1	<1.5:1	<1.5:1	<1.5:1	<1.5:1	<1.8:1	<2.0:1
Gain – Typ (dBi)	3.2	2.6	3.4	4.2	4.0	4.4	4.2	4.3	5.4	2.4	3.0
Gain – Max (dBi)	3.5	3.1	4.1	5.6	4.3	4.7	4.7	5.1	5.8	3.0	3.2
PIM - 2x20W – Avg (dBc)	< -159 (LTE low band)				< -157 (LTE high band)			< -160			
PIM - 2x20W – Max (dBc)	< -150 (LTE low band)				< -150 (LTE high band)			< -150			
Nominal Impedance (Ohms)	50										
Max Power - Ambient 25°C (W)	50										
Polarization	Linear Horizontal										
Azimuth 3 dB Beamwidth	360°										

MECHANICAL SPECIFICATIONS	
Dimensions – height x diameter – mm (in.)	7.6 x 180 (0.3 x 7.1)
Weight – g (lbs.)	0.23 (0.5)
Antenna Color	White
Radome Material	PC, UL94-V0

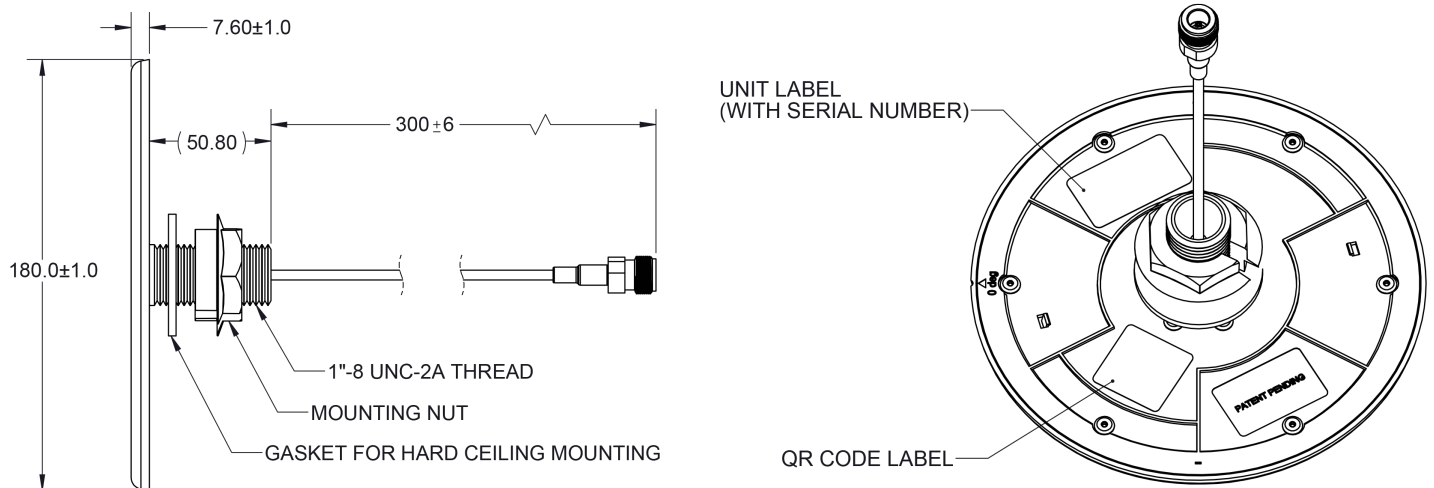
ENVIRONMENTAL SPECIFICATIONS	
Operating Environment (Indoor or Outdoor)	Indoor
Operating Temperature – C° (F°)	-30 to +70 (-22 to +158)
Storage Temperature – C° (F°)	-40 to +85 (-40 to +185)
Material Substance Compliance	RoHS

## CONFIGURATION

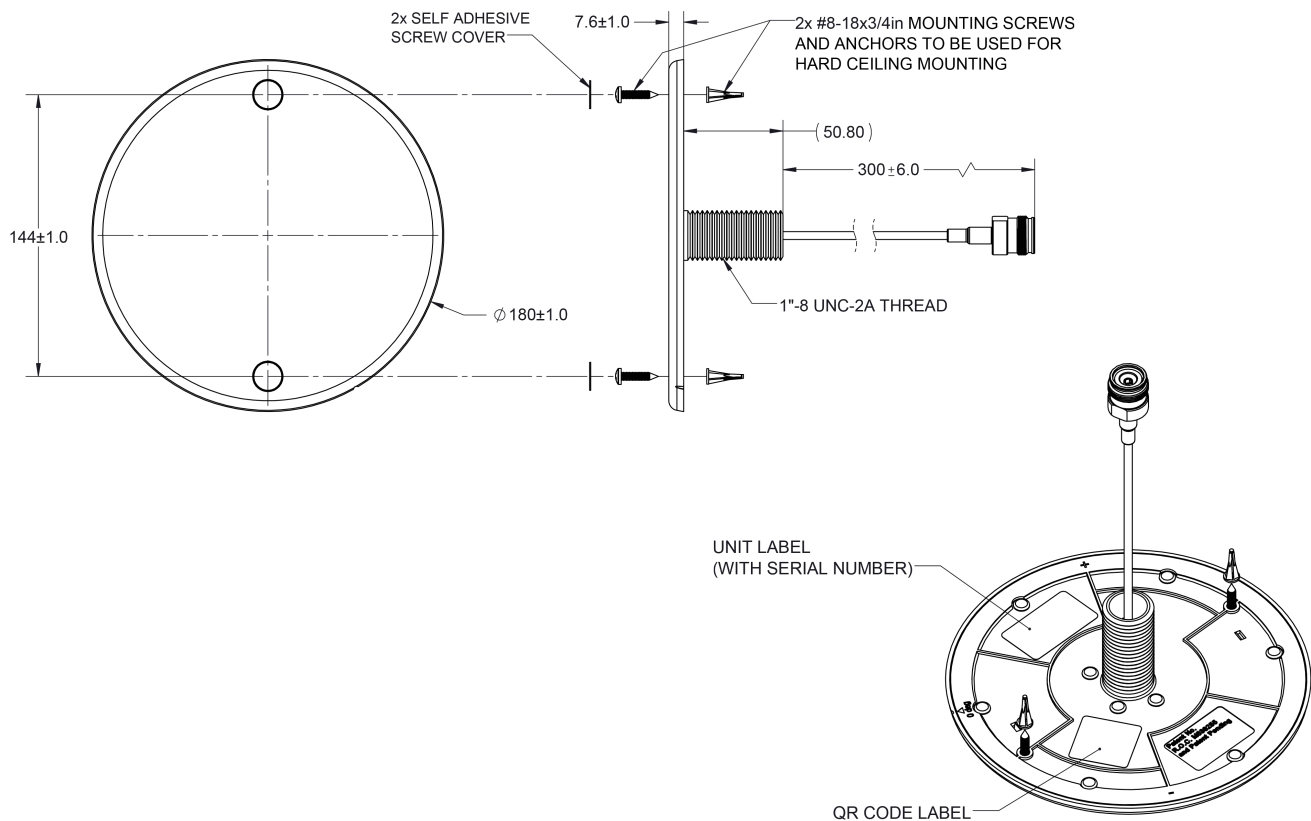
PART NUMBER	CABLE LENGTH	CONNECTOR	MOUNTING	PACKAGING
CFSA69383P-30NF	30 cm (12 in.)	Type N-female	Ceiling tile	Unit
CFSA69383P-30D43F	30 cm (12 in.)	4.3-10 female	Ceiling tile	Unit
CFSA69383P-B30NF	30 cm (12 in.)	Type N-female	Ceiling tile	Bulk
CFSA69383P-B30D43F	30 cm (12 in.)	4.3-10 female	Ceiling tile	Bulk
CFSA69383P1-30NF	30 cm (12 in.)	Type N-female	Hard ceiling	Unit
CFSA69383P1-30D43F	30 cm (12 in.)	4.3-10 female	Hard ceiling	Unit
CFSA69383P1-B30NF	30 cm (12 in.)	Type N-female	Hard ceiling	Bulk
CFSA69383P1-B30D3F	30 cm (12 in.)	4.3-10 female	Hard ceiling	Bulk

## MECHANICAL DRAWING

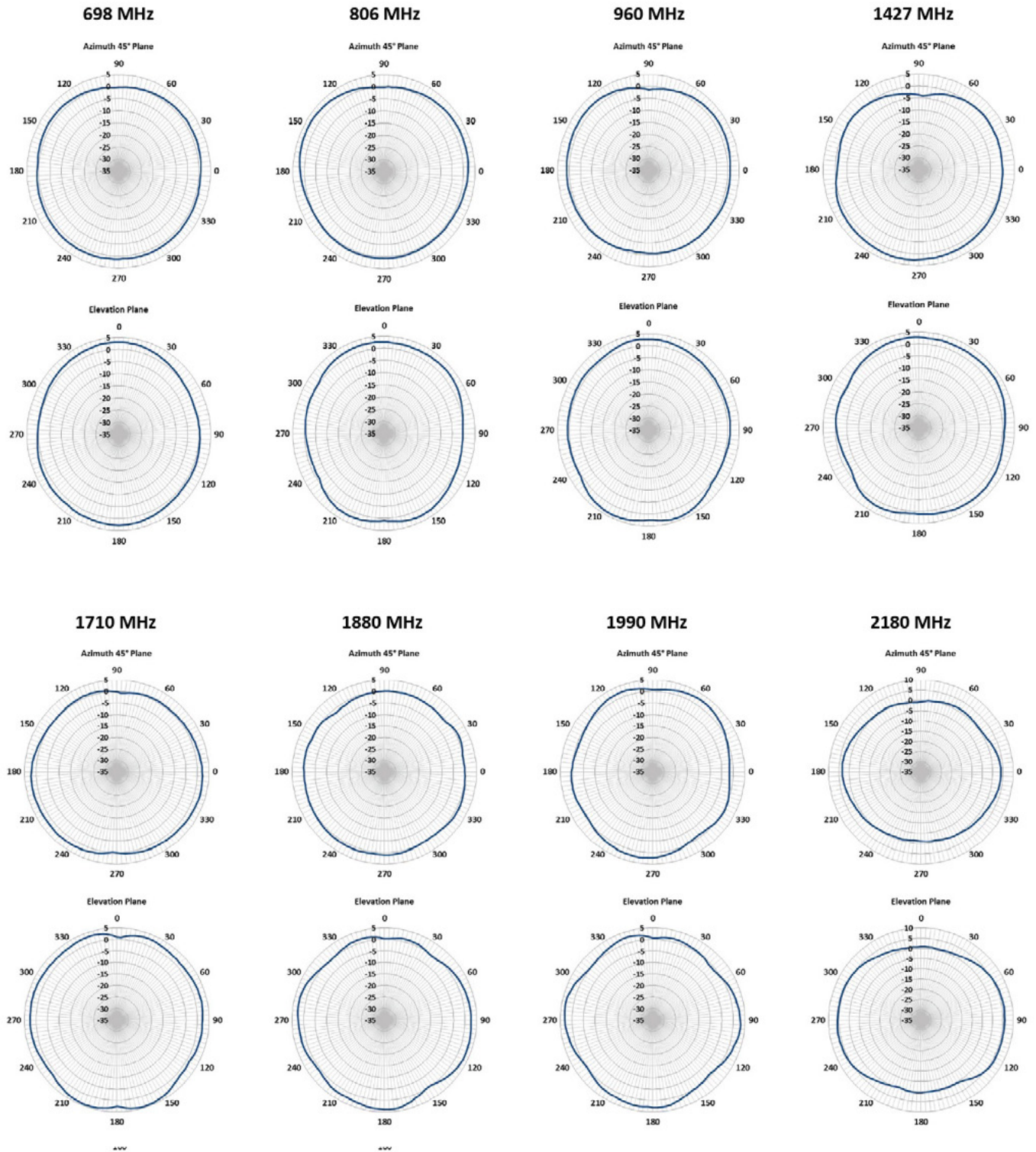
### CFSA69383P - Ceiling Tile

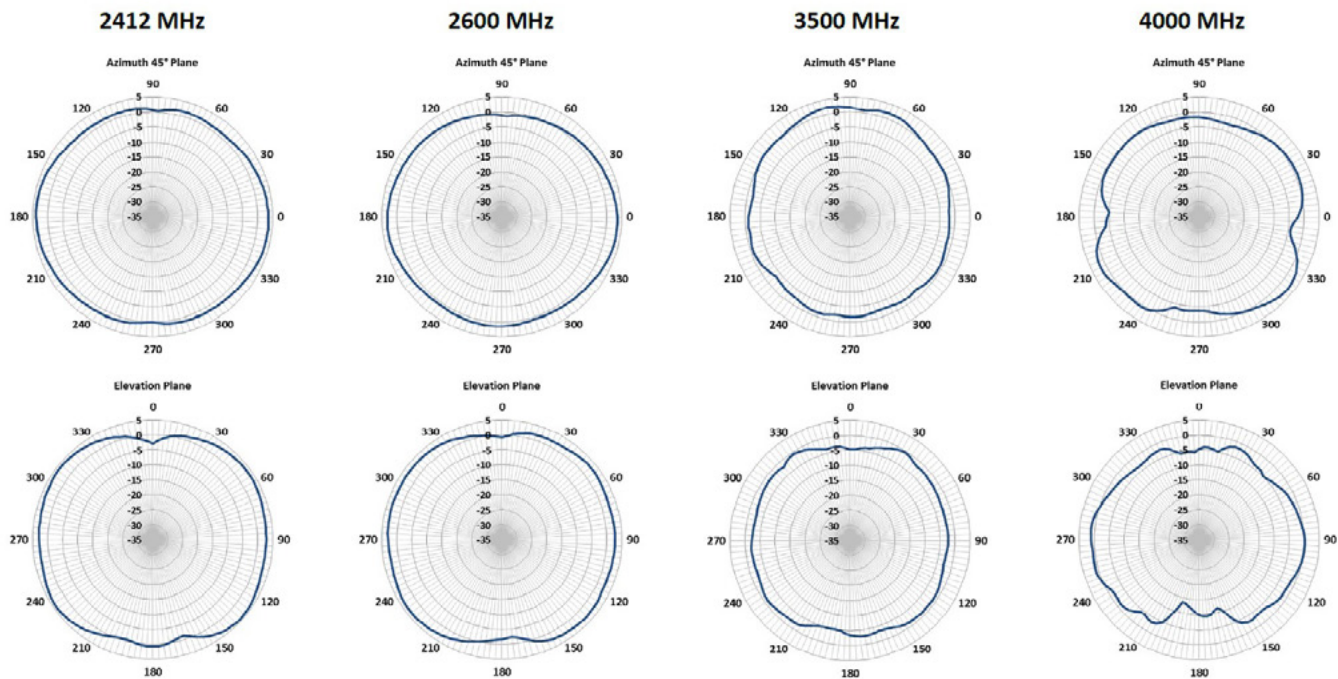


### CFSA69383P1 - Hard Ceiling



## RADIATION PATTERNS





## TE TECHNICAL SUPPORT CENTER

USA:	+1 (800) 522-6752
Canada:	+1 (905) 475-6222
Mexico:	+52 (0) 55-1106-0800
Latin/S. America:	+54 (0) 11-4733-2200
Germany:	+49 (0) 6251-133-1999
UK:	+44 (0) 800-267666
France:	+33 (0) 1-3420-8686
Netherlands:	+31 (0) 73-6246-999
China:	+86 (0) 400-820-6015

## te.com

TE, and TE connectivity (logo) are trademarks owned or licensed by the TE Connectivity Ltd. family of companies. All other logos, products and/or company names referred to herein might be trademarks of their respective owners.

The information given herein, including drawings, illustrations and schematics which are intended for illustration purposes only, is believed to be reliable. However, TE Connectivity makes no warranties as to its accuracy or completeness and disclaims any liability in connection with its use. TE Connectivity's obligations shall only be as set forth in TE Connectivity's Standard Terms and Conditions of Sale for this product and in no case will TE Connectivity be liable for any incidental, indirect or consequential damages arising out of the sale, resale, use or misuse of the product. Users of TE Connectivity products should make their own evaluation to determine the suitability of each such product for the specific application.

TE Connectivity warrants to the original end user customer of its products that its products are free from defects in material and workmanship. Subject to conditions and limitations TE Connectivity will, at its option, either repair or replace any part of its products that prove defective because of improper workmanship or materials. This limited warranty is in force for the useful lifetime of the original end product into which the TE Connectivity product is installed. Useful lifetime of the original end product may vary but is not warranted to exceed one (1) year from the original date of the end product purchase.

©2022 TE Connectivity. All Rights Reserved.

08/22 Original

# Mouser Electronics

Authorized Distributor

Click to View Pricing, Inventory, Delivery & Lifecycle Information:

[TE Connectivity:](#)

[CFSA69383P-30D43F](#) [CFSA69383P-30NF](#) [CFSA69383P1-B30D3F](#) [CFSA69383P1-B30NF](#) [CFSA69383P-B30D43F](#)  
[CFSA69383P1-30D43F](#) [CFSA69383P-B30NF](#) [CFSA69383P1-30NF](#)