

## BOARD MOUNT REFLOW TERMINAL BLOCK

TE Connectivity (TE)'s PCB terminal blocks feature various versions and wire termination methods, including rising clamp technology, push-in clamp and screw clamp. The design of PCB terminal blocks exists of one-piece board mount terminal blocks and two-piece plug connectors with mating straight and right-angle shrouded headers. The board mount terminal blocks and PCB headers are stackable end-to-end without loss of centerline spacing.

This specific board mount reflow terminal block series covers a variety of one-piece, vertical, low profile, surface mount terminal blocks in high-temperature resistant material with rising clamp technology via screw termination. It is an important extension of the TE PCB terminal block portfolio for automated reflow production.

### BENEFITS

- The small dimensions and reflow capability creates great opportunities for building automation applications where space savings are key to drive smaller overall device size or to increase electronic content within the existing application space
- Easy termination and aligned to trend of moving from wave to reflow soldering, allowing for automated assembly lines and option for soldering on both sides of the board
- Smaller sized and low weight components can easily become unstable during the soldering process. A closed clamp and adding positioning pegs increases stability and improves planarity, significantly reducing problems during the soldering process

## Board Mount Reflow Terminal Block

### FEATURE

- **Centerline:** 3.5 mm/.138", 3.81 mm/.150", 5 mm/.197"
- **Connector size:** Single row, 2 - 12 positions
- Reflow solder capable to 260° C


### APPLICATIONS

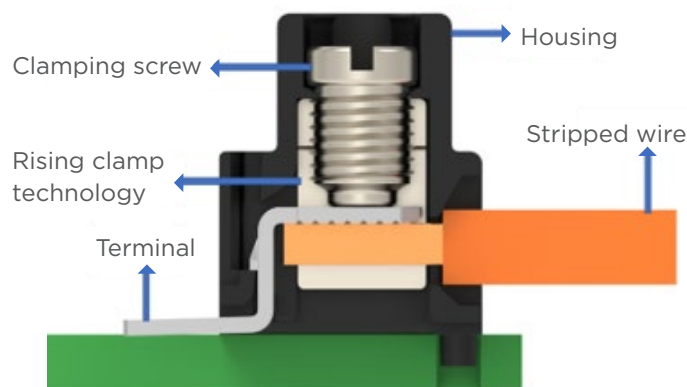
- Building automation
- HVAC
- Lighting
- Elevator
- Building entry & security

### MATERIALS

- **Housing:** High temp polyamide, UL94 V0
- **Terminal:** Copper alloy, nickel & tin plated
- **Rising clamp technology:** Copper alloy, nickel plated
- **Clamping screw:** Copper alloy, nickel plated

### STANDARD

- RoHS & REACH compliant
- UL recognized 



### ELECTRICAL


Series	2383941	2383942	2383945	2383938
Operating voltage (UL)	300 V			
Current rating (UL)	7A	12A	12A	13.5A
Insulation resistance	>1000 MΩ (500V DC)			
Contact resistance	<15 mΩ			
Operating temp range	-40° C to 105° C (-40° F to +221° F)			

### MECHANICAL

Series	2383941	2383942	2383945	2383938
Height	7.5 mm	8.5 mm	8.5 mm	10 mm
Pitch	3.81 mm	3.5 mm	3.81 mm	5 mm
Available positions	2 - 12			
Clamping screw size	M2	M2	M2	M3
Recommended/highest tightening torque (Nm)	0.2/0.25	0.2/0.25	0.2/0.25	0.5/0.6
Wire range - AWG	18 to 28	16 to 28	16 to 28	16 to 30
Wire stripping length (mm)	5 to 6			
PCB thickness (max) (mm)	2.4			
PCB hole diameter for peg (min) (mm)	1.4			

## Board Mount Reflow Terminal Block

### PART NUMBER LIST

Type	Images	Pitch	Base number	Available positions
SMT header		3.81 mm	<a href="#">2383941</a>	2, 3, 4, 5, 6, 7, 8, 9, 10, 11, 12
		3.5 mm	<a href="#">2383942</a>	
		3.81 mm	<a href="#">2383945</a>	
		5 mm	<a href="#">2383938</a>	

Positions	Base number	Part number
2	XXXXXXX	XXXXXXX-2
3	XXXXXXX	XXXXXXX-3
4	XXXXXXX	XXXXXXX-4
5	XXXXXXX	XXXXXXX-5
6	XXXXXXX	XXXXXXX-6
7	XXXXXXX	XXXXXXX-7
8	XXXXXXX	XXXXXXX-8
9	XXXXXXX	XXXXXXX-9
10	XXXXXXX	1-XXXXXXX-0
11	XXXXXXX	1-XXXXXXX-1
12	XXXXXXX	1-XXXXXXX-2

### te.com

© 2021 TE Connectivity. All Rights Reserved.

TE Connectivity, TE connectivity (logo) and Every Connection Counts are trademarks owned or licensed by TE Connectivity. All other logos, products and/or company names referred to herein might be trademarks of their respective owners.

While TE has made every reasonable effort to ensure the accuracy of the information in this brochure, TE does not guarantee that it is error-free, nor does TE make any other representation, warranty or guarantee that the information is accurate, correct, reliable or current. TE reserves the right to make any adjustments to the information contained herein at any time without notice. TE expressly disclaims all implied warranties regarding the information contained herein, including, but not limited to, any implied warranties of merchantability or fitness for a particular purpose. The dimensions in this catalog are for reference purposes only and are subject to change without notice. Specifications are subject to change without notice. Consult TE for the latest dimensions and design specifications.

06/21 AK

# Mouser Electronics

Authorized Distributor

Click to View Pricing, Inventory, Delivery & Lifecycle Information:

[TE Connectivity:](#)

[1-2383938-0](#)