


ANSI C136.41 DIMMING RECEPTACLE WITH INTEGRATED SEAL

TE Connectivity (TE)'s ANSI C136.41 compliant dimming receptacle provides an electrical and mechanical interconnection between an ANSI C136.41-2013 compliant control and luminaire. For outdoor commercial and utility lighting, the LUMAWISE Endurance N dimming receptacle is available with two or four dimming contacts to support either 0-10 VDC dimming methods or Digital Addressable Lighting Interface (DALI), while providing a reliable power interconnect with three robust twist lock contacts. Bringing efficiency to installation this dimming receptacle has an integrated sealing gasket.



ANSI C136.41 COMPLIANT DIMMING RECEPTACLE PROVIDES AN ELECTRICAL AND MECHANICAL INTERCONNECTION BETWEEN AN ANSI C136.41-2013 COMPLIANT CONTROL AND LUMINAIRE.

FEATURES:

- Integrated seal reduces part count and labor, bringing efficiency to the installation process
- Available with two or four dimming contacts to support one or two channel dimming protocols
- Robust twist lock contacts for a reliable power interconnect
- Receptacle comes pre-terminated with wire leads for ease of integration into new or existing light fixtures
- Available with 105°C and 150°C rated wire insulation for varying temperature rated luminaires
- Provides IP66 rating to the luminaire when mated with Endurance N control bases

APPLICATIONS:

- Street and area lighting
- Roadway lighting
- Commercial outdoor lighting (i.e. parking lots, car dealerships)
- Photo controls

ANSI C136.41 DIMMING RECEPTACLE WITH INTEGRATED SEAL

ELECTRICAL:

- Power contacts Current rating: 15 A max
Voltage rating: 600 VAC/DC
- Dimming contacts Current rating: 1.5 A max
Voltage rating: 30 VAC/DC
- cUR recognized to UL 773
- IEC-61984 certification

MECHANICAL:

- Conforms to dimensional requirements of ANSI C136.41-2013
- Offer a 5 and 7 position version
 - 5 position: 3 power contacts + 2 dimming / signal contacts
 - 7 position: 3 power contacts + 4 dimming / signal contacts
- Power contacts terminated to 14AWG stranded wire per UL1015 or UL3321
- Signal contacts terminated to 18AWG stranded wire per UL1015 or UL3321



MATERIALS:

- Power contacts: copper alloy
- Dimming contacts: copper alloy, gold over nickel plating
- Housing: glass filled PBT, UL 94V-0 flammability rated

SPECIFICATIONS:

- Product: **108-160322**
- Application: **114-160166**

Product Selection Information

	Part Number	Description	Position	Wire Size
	2376865-1	Dimming Receptacle Assembly	5	150 °C
	2376865-3			105 °C
	2376865-2	Dimming Receptacle Assembly	7	150 °C
	2376865-4			105 °C

te.com

© 2021 TE Connectivity. All Rights Reserved.

LUMAWISE, TE Connectivity, TE connectivity (logo) and Every Connection Counts are trademarks. All other logos, products and/or company names referred to herein might be trademarks of their respective owners.

While TE has made every reasonable effort to ensure the accuracy of the information in this brochure, TE does not guarantee that it is error-free, nor does TE make any other representation, warranty or guarantee that the information is accurate, correct, reliable or current. TE reserves the right to make any adjustments to the information contained herein at any time without notice. TE expressly disclaims all implied warranties regarding the information contained herein, including, but not limited to, any implied warranties of merchantability or fitness for a particular purpose. The dimensions in this catalog are for reference purposes only and are subject to change without notice. Specifications are subject to change without notice. Consult TE for the latest dimensions and design specifications.

09/21

Mouser Electronics

Authorized Distributor

Click to View Pricing, Inventory, Delivery & Lifecycle Information:

[TE Connectivity:](#)

[2376865-4](#)