


Power PCB Relay RZH 105°C 16A

- 1 pole 16A, 1 form C (CO) or 1 form A (NO) contact
- DC coil 400mW
- 5kV/10mm coil-contact, reinforced insulation
- Ambient temperature 105°C
- Product in accordance to IEC 60335-1

Typical applications
Oven control, cooking plate control



F0305-A



Approvals

VDE Cert. No. 40023970, cULus E214025, CQC 1200206685
Technical data of approved types on request

Contact Data

Contact arrangement	1 form C (CO) or 1 form A (NO)
Rated voltage	250VAC
Max. switching voltage	400VAC
Rated current	16A ¹⁾
Limiting making current, form A contact, max. 4 s, duty factor 10 %	30A
Breaking capacity max.	4000VA
Contact material	AgNi 90/10 or AgSnO ₂
Frequency of operation, with/without load	360/72000h ⁻¹
Operate/release time max.	8/6ms
Bounce time max., form A/form B	4/6ms

Contact ratings for standard version

Type	Contact	Load	Cycles
IEC 61810			
RZH3-1C4	A/C (NO/NC)	16 A, 250 VAC, 105°C	10x10 ³
RZH3-1A3	A (NO)	16 A, 250 VAC, 85°C	40x10 ³
RZH3-1A3	A (NO)	12 A, 250 VAC, 105°C	20x 10 ³
RZH . -1A4	A (NO)	10 A, 250 VAC, 105°C	150x10 ³
RZHH-1A4	A (NO)	12 A, 250 VAC, 85°C	150x10 ³
RZHH-1A4	A (NO)	18 A, 250 VAC, 85°C	30x10 ³
RZHH-1A4	A (NO)	12 A, 250 VAC, 105°C	100x10 ³
RZHH-1A4	A (NO)	10 A, 250 VAC, 105°C	300x10 ³
RZHH-1A4	A (NO)	16 A, 250 VAC, 105°C	30x10 ³
RZH . -1A4	A (NO)	16 A, 250 VAC, 85°C	50x10 ³

UL 61810-1 (former UL 508)

RZH3-1A4	A (NO)	10 A, 250 VAC, 105°C	150x10 ³
RZH3-1C4	A/C (NO/NC)	16 A, 250 VAC, 105°C	10x10 ³
RZHH-1A4	A (NO)	10 A, 250 VAC, 105°C	300x10 ³
RZHH-1A4	A (NO)	12 A, 250 VAC, 105°C	150x10 ³
RZHH-1A4	A (NO)	12 A, 250 VAC, 85°C	150x10 ³
RZHH-1A4	A (NO)	16 A, 250 VAC, 105°C	30x10 ³
RZHH-1A4	A (NO)	16 A, 250 VAC, 85°C	50x10 ³

Contact Data (continued)

Contact ratings for RZ reinforced flux proof version

Type	Contact	Load	Cycles
IEC 61810			
RZHH-1A4-D...-R	A (NO)	16A, 250VAC, 105°C	30x10 ³
IEC 61810 (former UL 508)			
RZHH-1A4-D...-R	A (NO)	16A, 277VAC, GP, 105°C	100x10 ³

Mechanical endurance >10x10⁶ operations

Coil Data

Coil voltage range	3 to 48VDC
Operative range, IEC 61810	90...110% U _{RTD}
Coil insulation system according UL1446	class F

Coil versions, DC coil

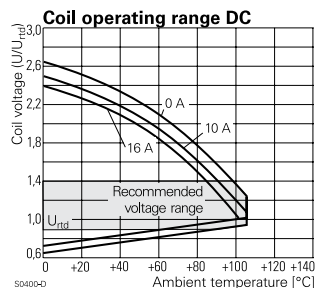
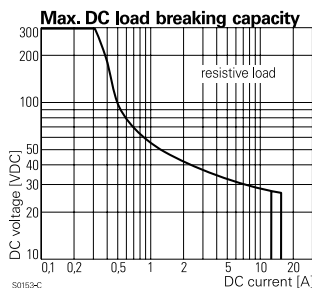
Coil code	Rated voltage VDC	Operate voltage VDC	Release voltage VDC	Coil resistance Ω±10%	Rated coil power mW ¹⁾
D003	3	2.1	0.3	22	410
D005	5	3.5	0.5	60	420
D006	6	4.2	0.6	90	400
D009	9	6.3	0.9	200	400
D012	12	8.4	1.2	360	400
D024	24	16.8	2.4	1440	400
D048	48	33.6	4.8	5730	400

1) Continuous thermal load > 10 A at 105°C requires reduction of coil power to 49% of rated power after 100 ms.

All figures are given for coil without pre-energization, at ambient temperature +23°C. Other coil voltages on request.

Insulation Data

Initial dielectric strength	
between open contacts	1000V _{rms}
between contact and coil	5000V _{rms}
Clearance/creepage	
between contact and coil	≥10/10mm
Material group of insulation parts	IIla
Tracking index of relay base	PTI250V



Power PCB Relay RZH 105°C 16A (Continued)

Other Data

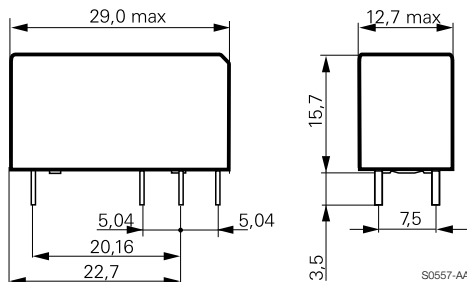
Material compliance: EU RoHS/ELV, China RoHS, REACH, Halogen content refer to the Product Compliance Support Center at www.te.com/customersupport/rohssupportcenter

Resistance to heat and fire	
standard cover version	according EN 60335-1, par.30
Ambient temperature	-40 to 105°C
Category of environmental protection	
IEC 61810	RTII - flux proof
Vibration resistance (functional), 30 to 500Hz	
closing form A contact	>15g
opening form A contact	>20g
opening form B contact	>5g
Shock resistance (destructive)	100g
Terminal type	PCB-THT
Mounting distance	≥2mm
Weight	10g
Resistance to soldering heat THT	
IEC 60068-2-20	270°C/10s ²
Packaging/unit	tube/20 pcs., box/500 pcs.
suffix-00001/-R0001 & -00002/-R0002	See details C-1558100

2) The use of foaming flux is not permitted.

Dimensions

16 A, pinning 5 mm

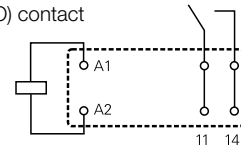


PCB layout / terminal assignment

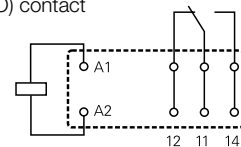
Bottom view on solder pins

16A, pinning 5mm

1 form A (NO) contact



1 form C (CO) contact



Recommended pcb hole for manual mounting: Ø1.3mm
For automated mounting please ask for detailed drawing.

Product code structure

Typical product code **RZ H 3 -1A 4 -D012 -R**

Type	RZ Power PCB Relay RZ
Version	H Hot version 105°C
Version	3 double pinning 5mm, 16A (1 form A or 1 form C)
Version	H double pinning 5mm, 16A High performance (1 form A)
Contact Configuration	1A 1 form A (1 NO) contact
Contact Configuration	1C 1 form C (1 CO) contact
Contact material	4 AgNi 90/10
Contact material	3 AgSnO ₂
Coil version	Coil code: please refer to coil versions table
Cover version	Blank standard (hot stamped)
Cover version	-R reinforced flux proof (epoxy) and Plug-In capable (only AgNi contact versions)

Power PCB Relay RZH 105°C 16A (Continued)

Product code	Version	Contacts	Contact material	Coil	Part number	
					Austria	China
RZH3-1C4-D012	16A, 105°C pinning 5mm	1 form C (CO)	AgNi 90/10	12VDC	2-1415899-5	
RZH3-1C4-D024				24VDC	2-1415899-6	
RZH3-1A4-D009		1 form A (NO)		9VDC	2-1415899-7	
RZH3-1A4-D009-R0001				9VDC		2-2071452-6
RZH3-1A4-D012				12VDC	2-1415899-8	
RZH3-1A4-D012-R0001				12VDC		2-2071452-7
RZH3-1A4-D024				24VDC	2-1415899-9	
RZH3-1A4-D024-R0001				24VDC		2-2071452-8
RZHH-1A4-D009	16A, 105°C pinning 5mm			9VDC	6-1415899-2	
RZHH-1A4-D009-R0001				9VDC	2071452-8	
RZHH-1A4-D012	High performance			12VDC	6-1415899-6	
RZHH-1A4-D012-R0001				12VDC		2071452-7
RZHH-1A4-D024				24VDC	6-1415899-7	
RZHH-1A4-D024-R0001				24VDC		3-2071452-2
RZH3-1A3-D012	16A, 105°C, pinning 5mm		AgSnO2	12VDC	9-1415899-0	

Mouser Electronics

Authorized Distributor

Click to View Pricing, Inventory, Delivery & Lifecycle Information:

[TE Connectivity:](#)

[6-1415899-6](#)