



## LL-01 SERIES

### POWER LOOP

Proven ultrasonic technology combined with compact electronics

Improved performance in aerated liquids

Cost effective design for tight spaces and direct replacement of electro optical and mechanical float switch

The LL-01 series Ultrasonic Sentio™ Miniature Liquid Level Switch uses proven ultrasonic technology combined with compact electronics yielding improved performance in aerated liquids.

### Features

#### Standard Features

- High pressure up to 250 PSIG (1724 KPa)
- No moving parts, easy to install
- Input 5.5 to 30 VDC
- Digital filter techniques enhance performance
- Power Loop output, Wet  $20 \pm 1$  mA; Dry  $4 \pm 1$  mA

#### Optional Features

- Temperature options: 80°C or 100°C
- Mounting options: ¼" NPT or ½" NPT
- Relay output version also available (SPST-NO or NC)

### Applications

- Pump protection
- Storage tanks
- Compressors
- Medical and laboratory equipment
- Hydraulic supply lines
- Oil film detection
- Coolant reservoirs
- Boiler water cutoff
- Sewage systems
- Pipelines
- Hydraulic and lube reservoirs
- Chillers

## LL-01 SERIES

### POWER LOOP

### Specifications

|                           |  |
|---------------------------|--|
| <b>Repeatability</b>      | 2 mm or better   |
| <b>Delay</b>              | 0.5 seconds  |
| <b>Input Power</b>        | 5.5 to 30 VDC  |
| <b>Output (standard)</b>  | Wet 20±1 mA; Dry 4±1 mA  |
| <b>EMC</b>                | EN 61326-1 for fixed cable lengths <30 meters and not powered from a DC distribution system; Emissions Group 1 Class A |
| <b>Sensor Material</b>    | 316L Stainless Steel   |
| <b>Temperature</b>        | -20 to +176°F (-29 to 80°C) or -20 to +212°F (-29 to 100°C)  |
| <b>Operating Pressure</b> | Up to 250 PSIG (1724 KPa)  |
| <b>Mounting</b>           | ¼" NPT or ½" NPT   |
| <b>Cable Length</b>       | 1, 4, 10, & 20 foot lengths available  |

### Typical Wiring Diagram

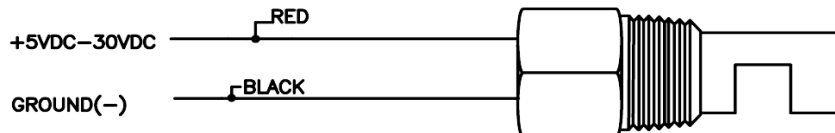


Figure 1  
Typical wiring  
diagram for LL-01  
series elements

Mechanical Dimensions in inches [mm]

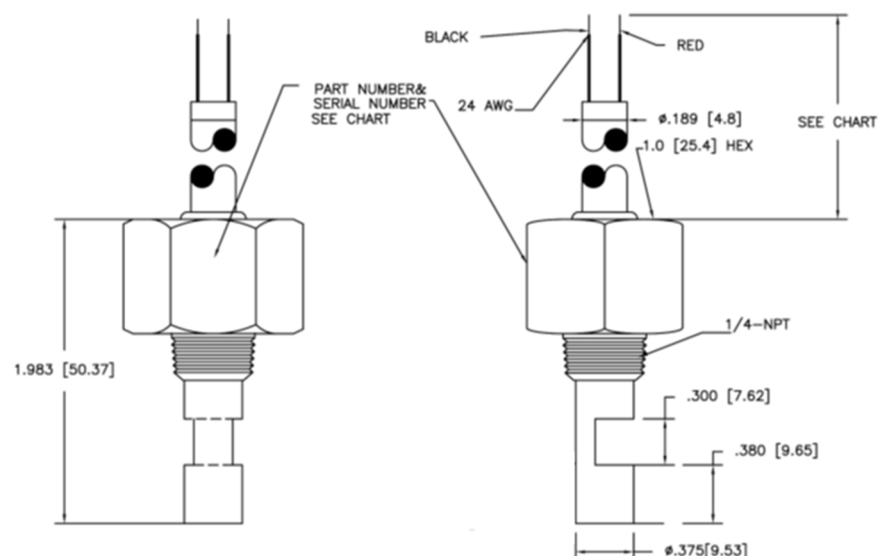
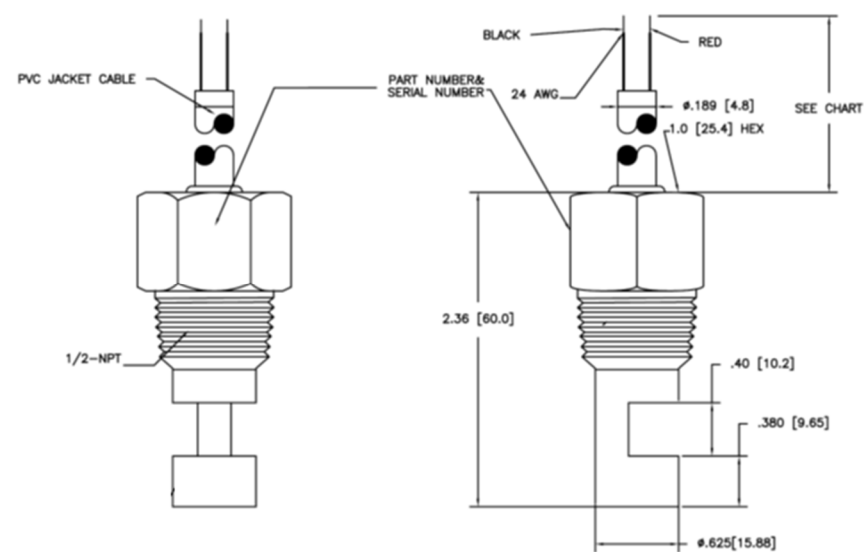


Figure 2

Top: LL-01 series  
element with 1/4" NPT  
sensor mounting

Bottom: LL-01 series  
element with 1/2" NPT  
sensor mounting



## Ordering Information

| Part Number    |  |
|----------------|--|
| LL01 - _ A _ _ |  |

| Temperature |                |
|-------------|----------------|
| 5           | 80°C, 4-20 mA  |
| 6           | 100°C, 4-20 mA |

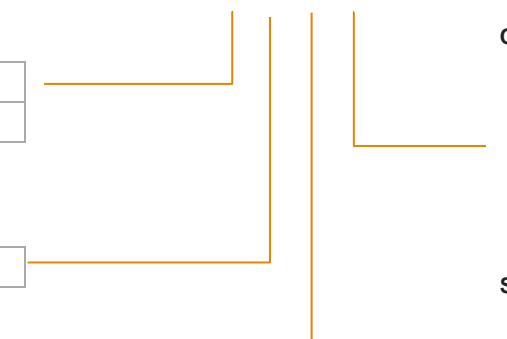
| Sensor Material |         |
|-----------------|---------|
| A               | 316L SS |

| Cable Length |         |
|--------------|---------|
| 01           | 1 foot  |
| 04           | 4 feet  |
| 10           | 10 feet |
| 20           | 20 feet |

| Sensor Mount and Activation Point |                                  |
|-----------------------------------|----------------------------------|
| A                                 | ¼" NPT w/ 0.25" activation point |
| B                                 | ½" NPT w/ 0.25" activation point |



### NORTH AMERICA

TE Connectivity Company  
Phone +1-800-522-6752  
Email: [customercare.hmpt@te.com](mailto:customercare.hmpt@te.com)

### EUROPE

TE Connectivity Company  
Phone: +49-800-440-5100  
Email: [customercare.tlse@te.com](mailto:customercare.tlse@te.com)

### ASIA

TE Connectivity Company  
Phone: +86-400-820-6015  
Email: [customercare.shzn@te.com](mailto:customercare.shzn@te.com)

## [te.com/sensors](https://te.com/sensors)

TE Connectivity, TE, TE Connectivity (logo) and Every Connection Counts are trademarks. All other logos, products and/or company names referred to herein might be trademarks of their respective owners

The information given herein, including drawings, illustrations and schematics which are intended for illustration purposes only, is believed to be reliable. However, TE Connectivity makes no warranties as to its accuracy or completeness and disclaims any liability in connection with its use. TE Connectivity's obligations shall only be as set forth in TE Connectivity's Standard Terms and Conditions of Sale for this product and in no case will TE Connectivity be liable for any incidental, indirect or consequential damages arising out of the sale, resale, use or misuse of the product. Users of TE Connectivity products should make their own evaluation to determine the suitability of each such product for the specific application.

© 2019 TE Connectivity Corporation. All Rights Reserved.

Version # 11/2021



# Mouser Electronics

Authorized Distributor

Click to View Pricing, Inventory, Delivery & Lifecycle Information:

[TE Connectivity:](#)

[LL01-5AA10](#)