

METASPAN

5G/4G/3G/2G, NB-IoT, Cat-M, GNSS, Wi-Fi 6E WORLD BAND COMBINATION ANTENNA

Part Numbers: 2195851-1

FEATURES & BENEFITS

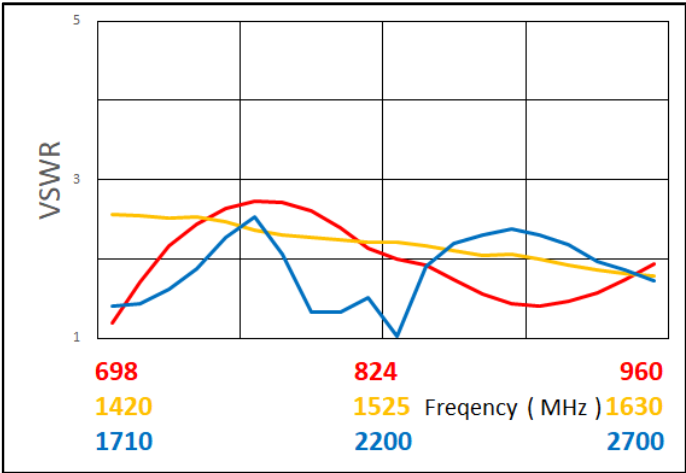
- Omnidirectional coverage
- Tab mount PCB antenna
- Uses MetaSpan technology for World band coverage for 3G, 4G, 5G, NB-IoT and Cat-M
- Wi-Fi 6E triple band, Bluetooth, Zigbee and GNSS L1 included
- Best performance with 110mm ground plane length

SPECIFICATIONS

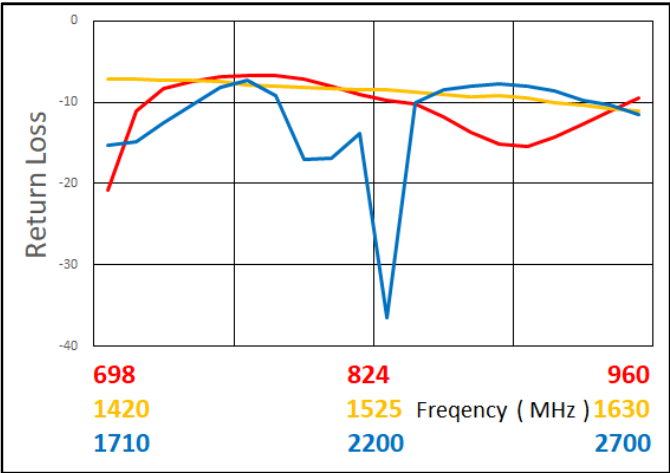
Frequency Range (MHz)	698-960	1420-1630	1710-2700	3200-3800	4400-5000	5150-5875	5925-7125
VSWR	< 2.7 : 1	< 2.6 : 1	< 2.5 : 1	< 1.7 : 1	< 2.0 : 1	< 1.9 : 1	< 2.0 : 1
Average Efficiency	60%	69%	64%	73%	67%	74%	62%
Peak Gain	0.1 dBi	2.2 dBi	1.3 dBi	3.0 dBi	2.6 dBi	4.0 dBi	4.6 dBi
Average Gain	-2.2 dBi	-1.6 dBi	-1.9 dBi	-1.4 dBi	-1.7 dBi	-1.3 dBi	-2.1 dBi
Power Handling	10 Watt cw						
Feed Point Impedance	50 ohms unbalanced						
Polarization	Linear						
Size	60 x 20 mm						
Weight	< 4g						
Mounting	Tab mount with plated through holes						
Operating Temperature	-40 to +85°C						
Storage Temperature	-40 to +85°C						
Packaging Specification	Bag & Box						
Hazardous Materials	A certificate of conformance is available from the product page on TE website.						
Data measured in free space and on reference ground plane of 110mm length and 80mm width. Application data may vary.							

RF DATA

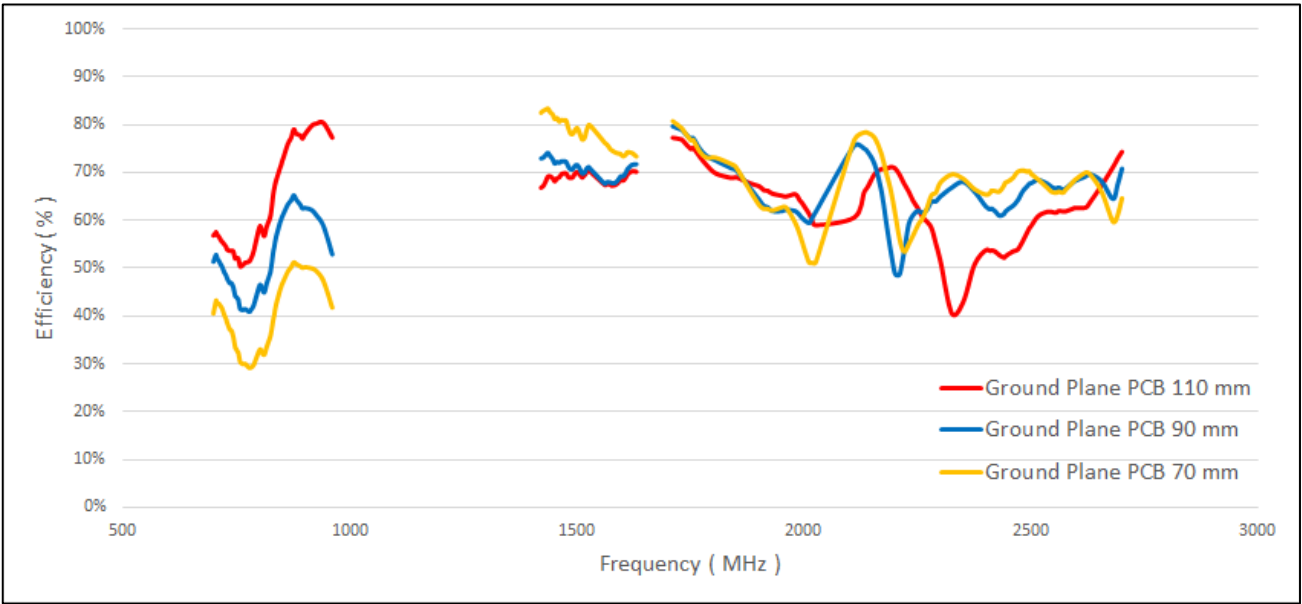
VSWR



Return Loss



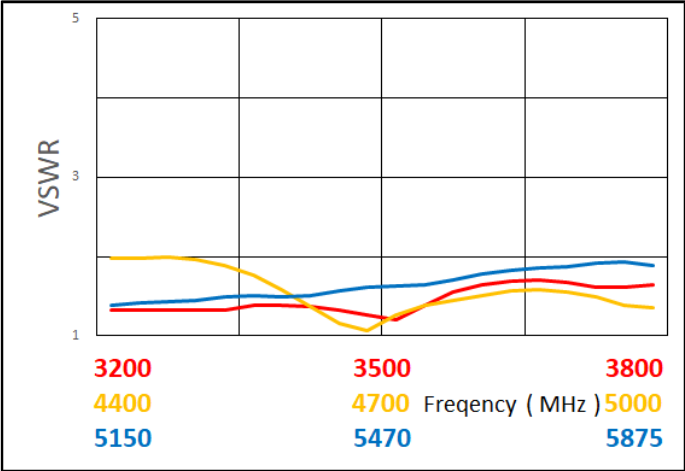
Efficiency vs. Ground Plane Size



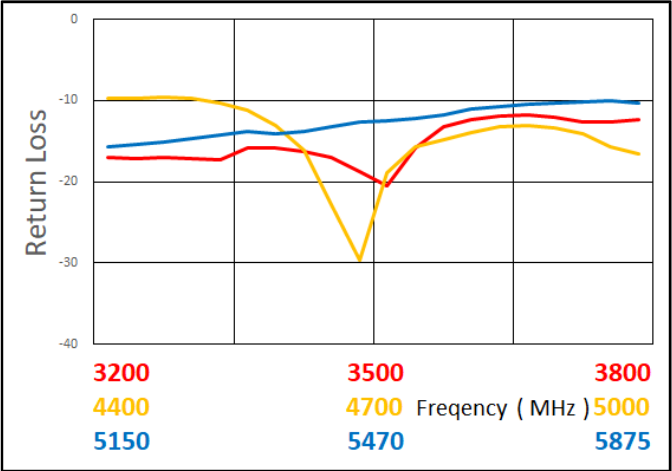
Data measured in free space and on reference GND plane of 110mm length and 80mm width.
Application data may vary.

RF DATA

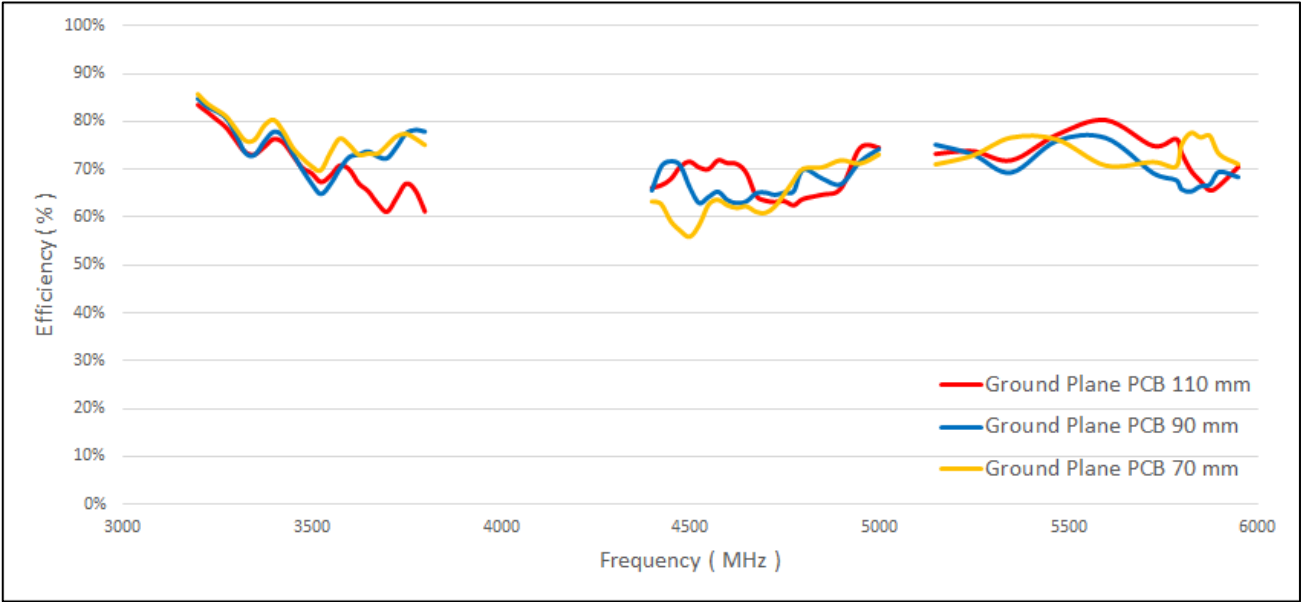
VSWR



Return Loss



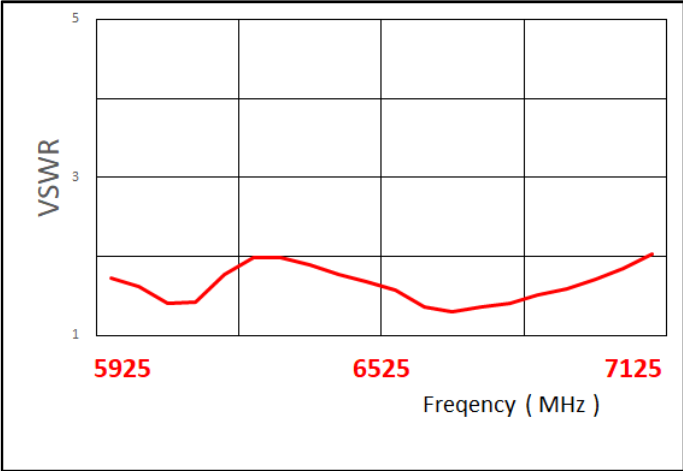
Efficiency vs. Ground Plane Size



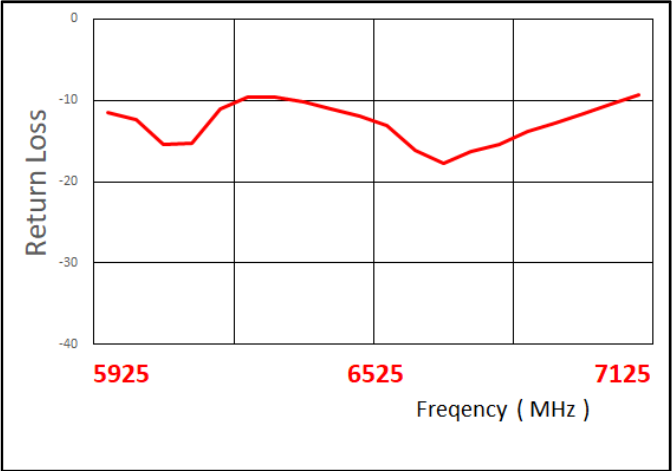
Data measured in free space and on reference GND plane of 110mm length and 80mm width. Application data may vary.

RF DATA

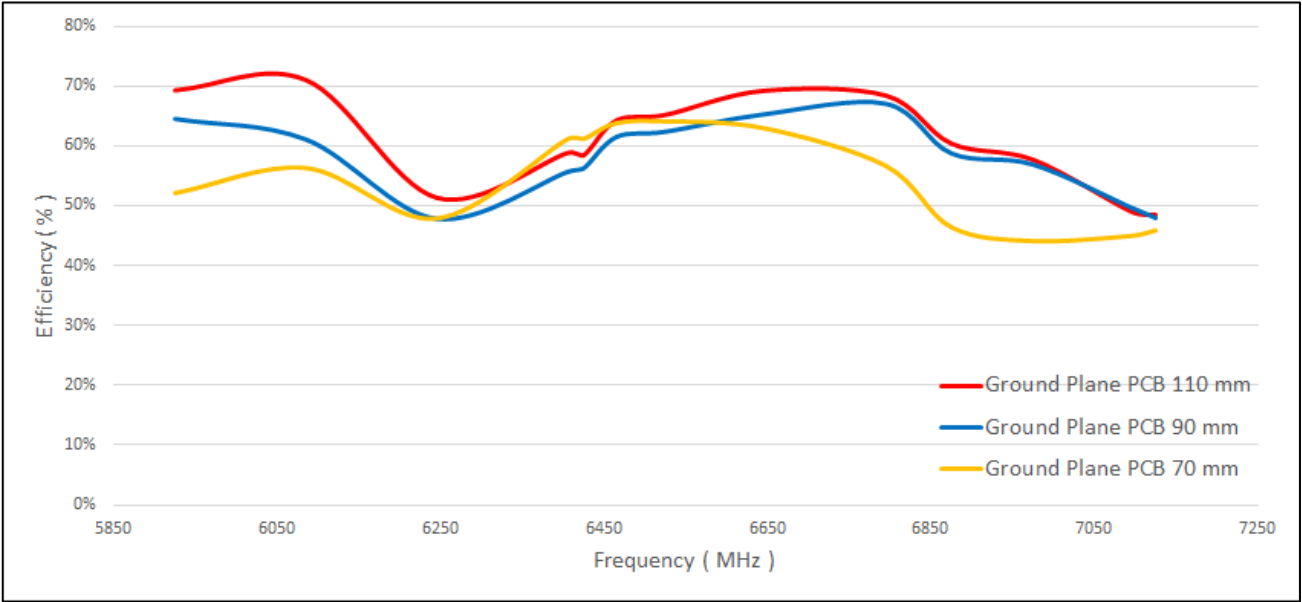
VSWR



Return Loss



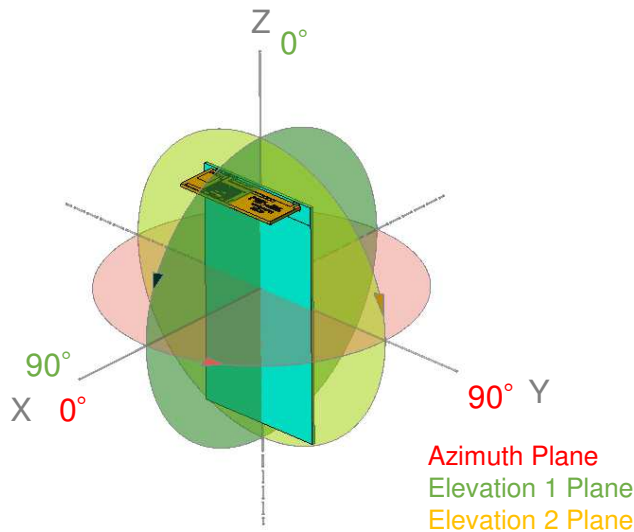
Efficiency vs. Ground Plane Size



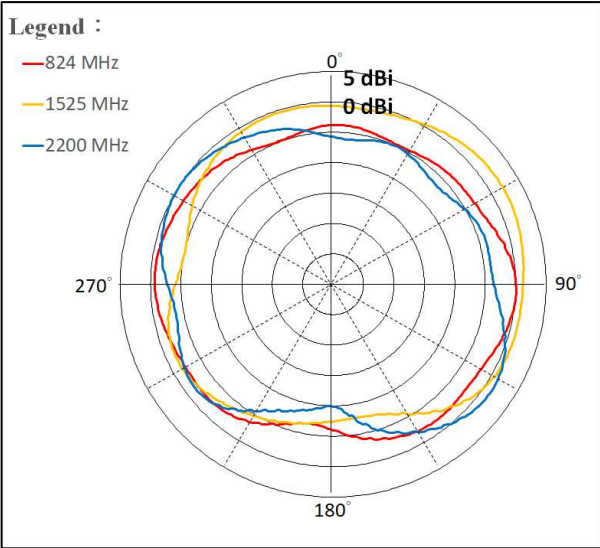
Data measured in free space and on reference GND plane of 110mm length and 80mm width.
Application data may vary.

RADIATION PATTERN

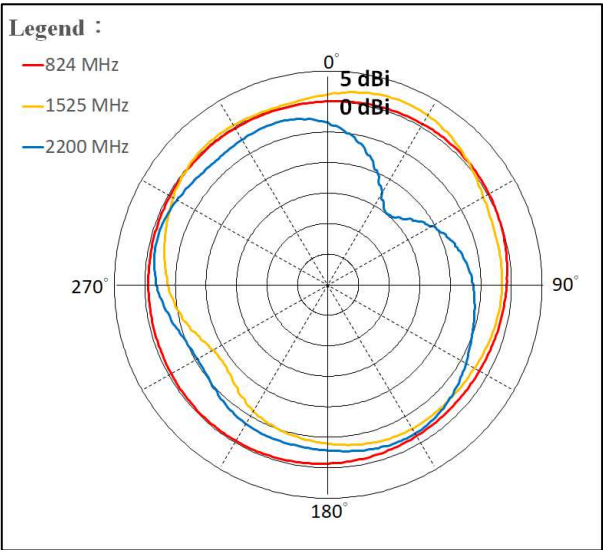
Test setup



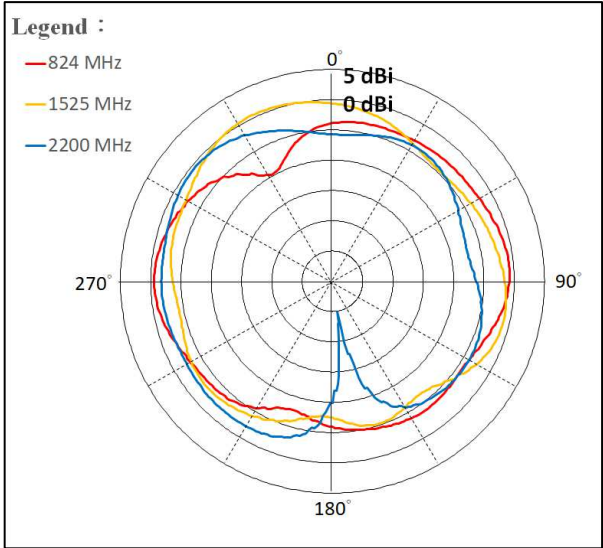
Elevation 1



Azimuth



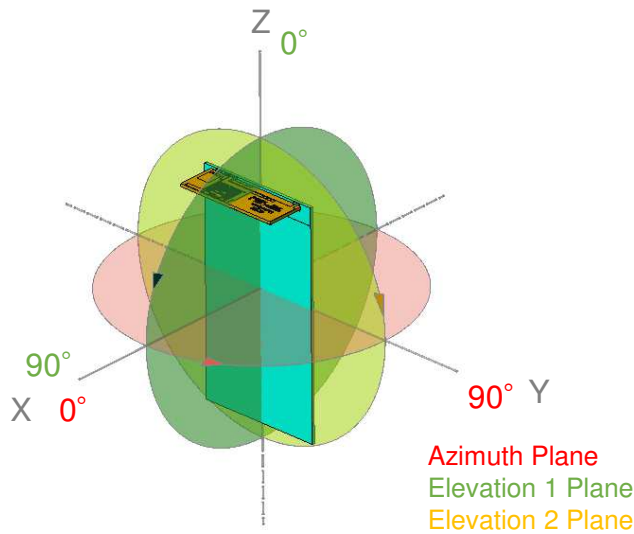
Elevation 2



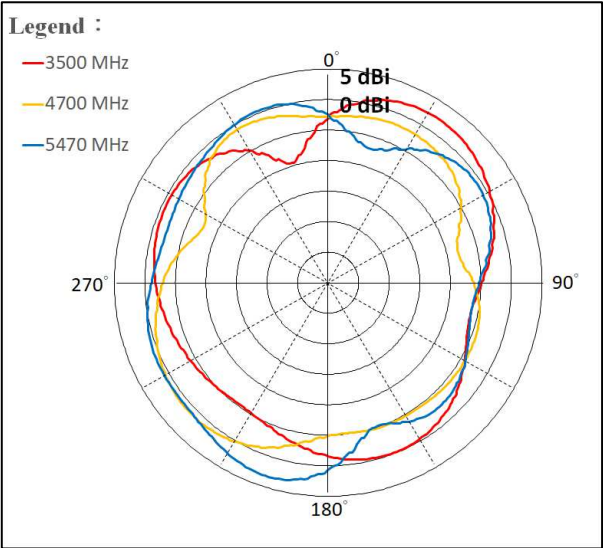
Data measured in free space and on reference GND plane of 110mm length and 80mm width.
Application data may vary

RADIATION PATTERN

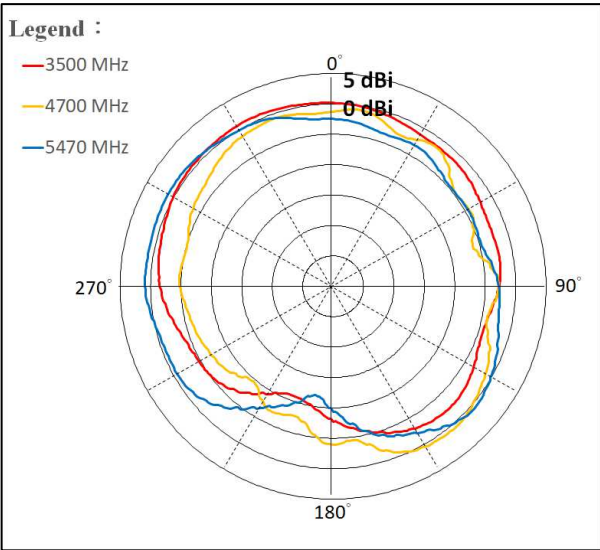
Test setup



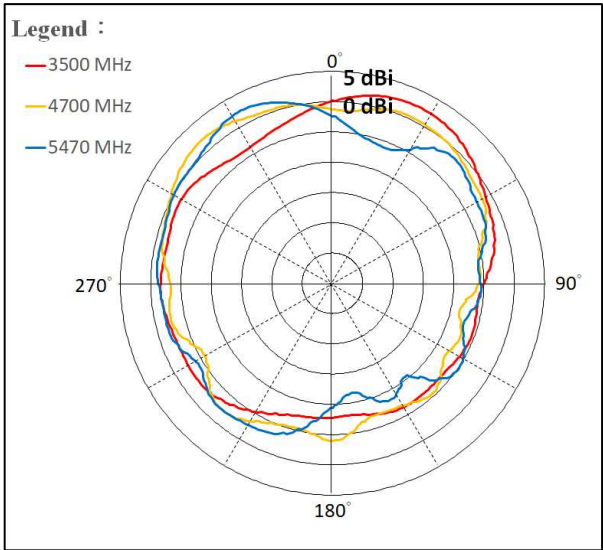
Azimuth



Elevation 1



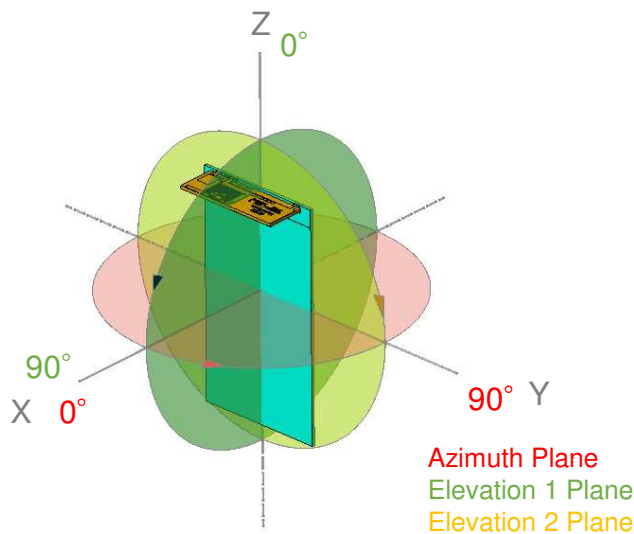
Elevation 2



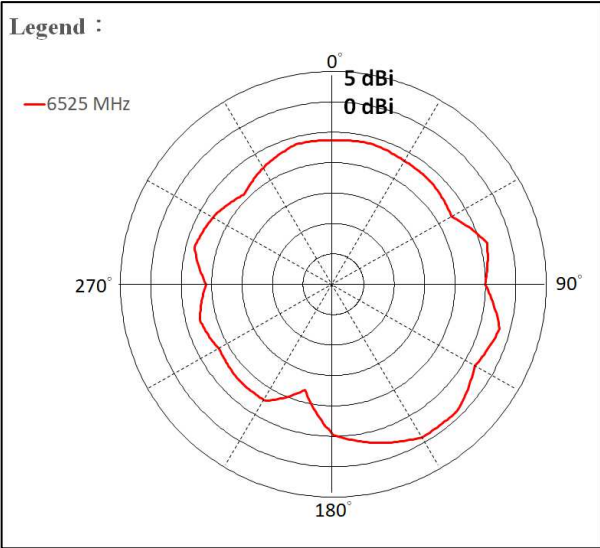
Data measured in free space and on reference GND plane of 110mm length and 80mm width.
Application data may vary

RADIATION PATTERN

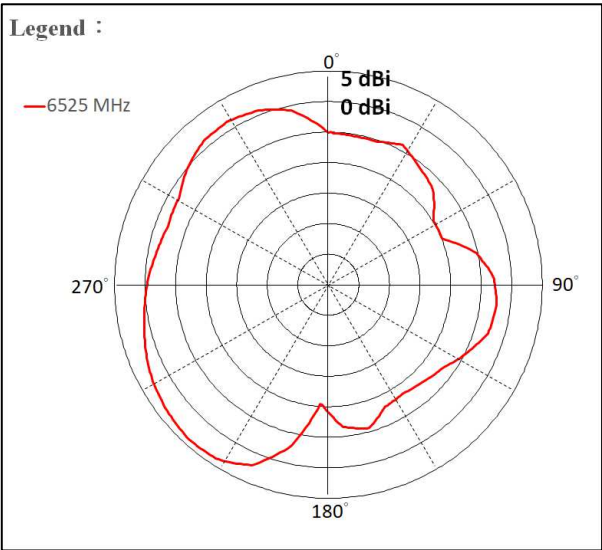
Test setup



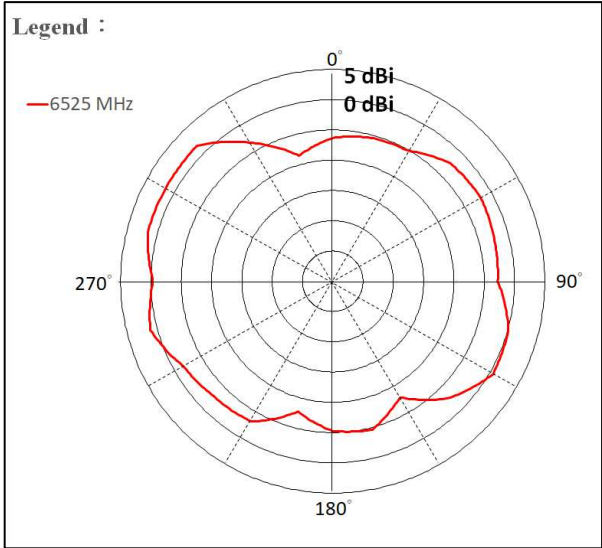
Elevation 1



Azimuth

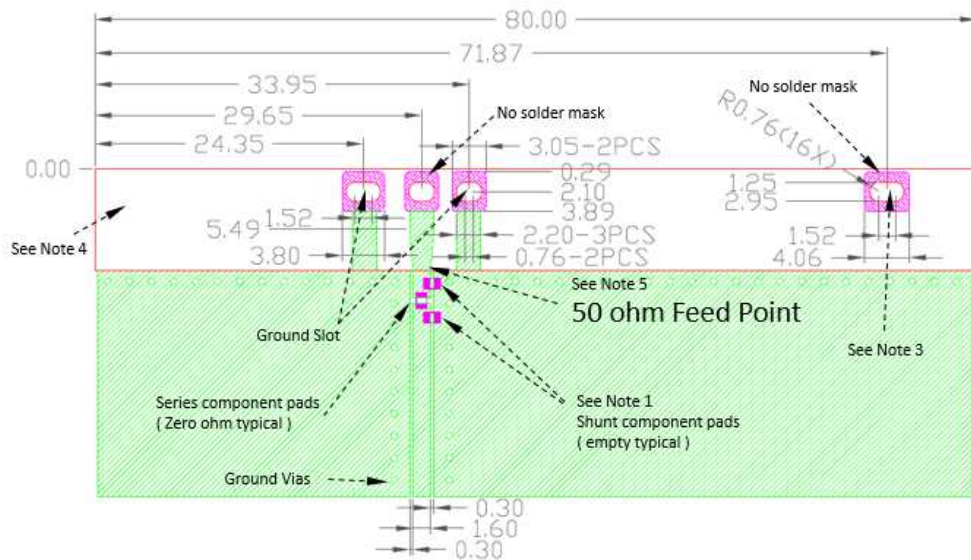


Elevation 2



Data measured in free space and on reference GND plane of 110mm length and 80mm width.
Application data may vary

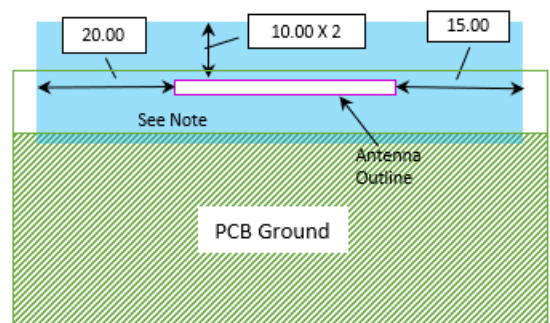
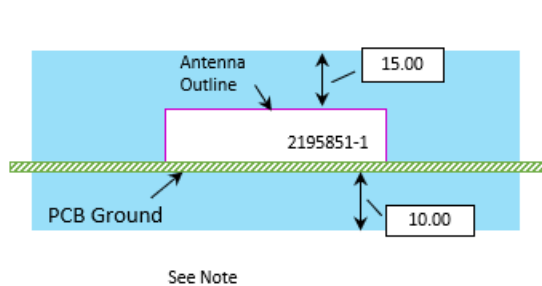
MOUNTING GUIDE



- NOTES :
1. Suggested matching component pads.
 2. Antenna must be mounted on the edge of PCB.
 3. No connection (mechanical mounting pads).
 4. No copper allowed in designated area on all PCB layers -
 5. Thickness is 1.6mm & dielectric is 4.3 for PCB
 6. Reference PCB dimension (mm) : 80 x 110
 7. For more information please call TE.

Dimensions : mm
Diagram is not to scale

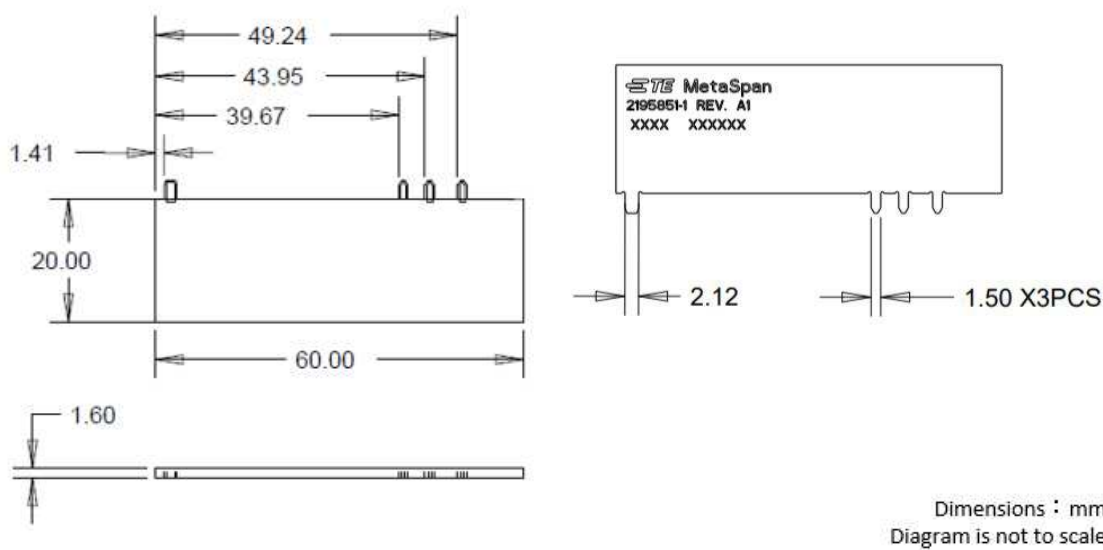
KEEP OUT AREA



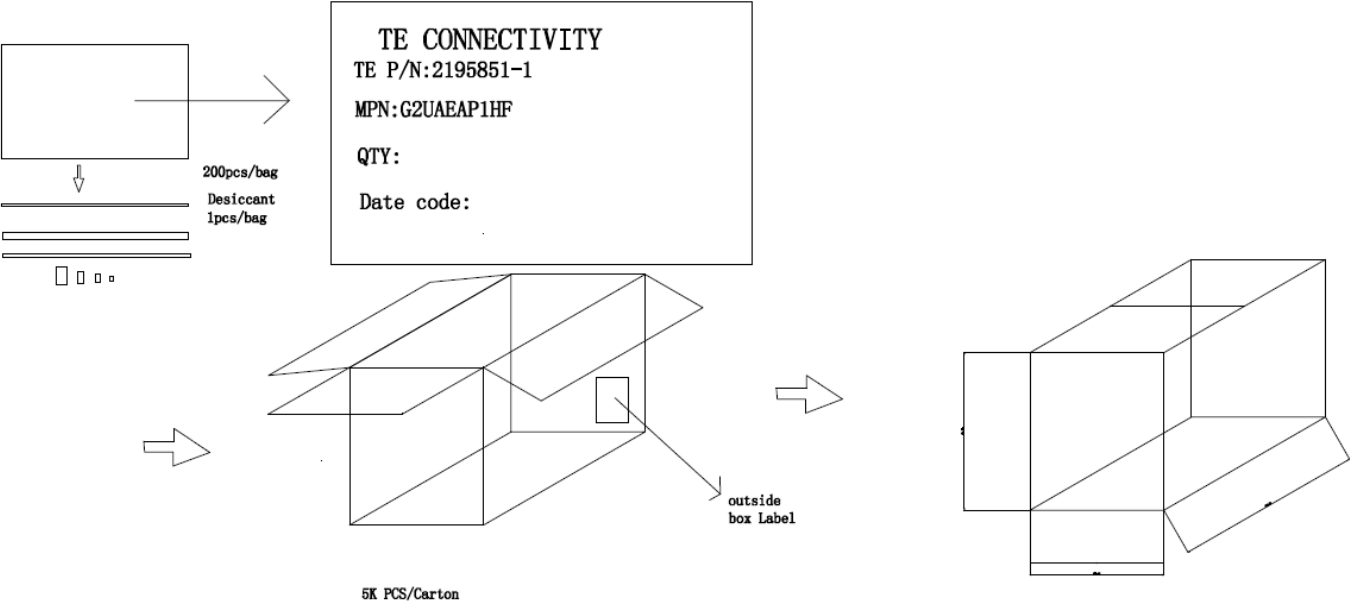
- NOTES :
1. Antenna designed to be mounted on 80x110mm ground plane.
 2. Area in blue above indicates Keep Out Area. This is base on 60x60mm size metal parts.
 3. For more information please call TE.

Dimensions : mm
Diagram is not to scale

DIMENSIONS



PACKAGING



5G/4G/3G/2G, NB-IoT, Cat-M, GNSS, Wi-Fi 6E WORLD BAND ANTENNA

Standard Antenna Solutions

TE TECHNICAL SUPPORT CENTER

USA: +1 (800) 522-6752

Canada: +1 (905) 475-6222

+52 (0) 55-1106-0800

54 (0) 11-4733-2200

49 (0) 6251-133-1999

44 (0) 800-267666

+33 (0) 1-3420-8686

+31 (0) 73-6246-999

China: +86 (0) 400-820-6015

For phone numbers in other countries, go to te.com/support-center

te.com

TE Connectivity, TE Connectivity (logo) and Every Connection Counts are trademarks. All other logos, products and/or company names referred to herein might be trademarks of their respective owners.

The information given herein, including drawings, illustrations and schematics which are intended for illustration purposes only, is believed to be reliable. However, TE Connectivity makes no warranties as to its accuracy or completeness and disclaims any liability in connection with its use. TE Connectivity's obligations shall only be as set forth in TE Connectivity's Standard Terms and Conditions of Sale for this product and in no case will TE Connectivity be liable for any incidental, indirect or consequential damages arising out of the sale, resale, use or misuse of the product. Users of TE Connectivity products should make their own evaluation to determine the suitability of each such product for the specific application.

© 2020 TE Connectivity Ltd. family of companies All Rights Reserved.

01/2021

Mouser Electronics

Authorized Distributor

Click to View Pricing, Inventory, Delivery & Lifecycle Information:

[TE Connectivity:](#)

[2195851-1](#)