


ALUMINIUM HOUSED RESISTOR

TYPE CJB SERIES

INTRODUCTION

TE Connectivity (TE) introduces its multiple mounting option wire wound resistor, the CJB Series. Manufactured with aluminium sections and with no need of additional heatsinking, this resistor can be used in applications where space is limited. These resistors are designed to absorb high power overloads which makes them suitable for braking applications. This high impulse absorption capability also makes them a good choice for a range of power electronic circuits including frequency convertors, servo drives and robotic controls. The performance of this resistor is greatly improved with forced air cooling.



FEATURES

- Multiple mounting options
- High power overload absorption
- Good for limited application space

APPLICATIONS

- Braking
- Frequency converters
- Servo drives
- Robotic controls

ELECTRICAL CHARACTERISTICS

TE Part Number	CJB315	CJB400	CJB525	CJB650	CJB1000	CJB1230	CJB1475	CJB1700
Rated Power@40°C (Watts) vertical mount	315	400	525	650	1000	1230	1475	1700
Max Temp Rise (°C)	265	270	275	280	285	295	305	310
Ohmic Value Min (Ω)	4.7	4.7	4.7	4.7	4.7	4.7	4.7	4.7
Ohmic Value Max (Ω)*	1000	1000	1000	1000	1000	1000	1000	1000
Max. Operating Voltage (AC) (f=50 Hz)	690VAC							
Max. Operating Voltage (DC)	1100VDC							
Insulation Resistance	>20MΩ							
Tolerance	±5%							
Dielectric Strength (f=50Hz, 1 Min)	3500VAC for 1 minute							
Temperature Coefficient of Resistance (TCR)	≤200ppm/°C							
Resistor Element	Wire Wound							
Cable	300mm Standard; Insulated AWG16; 600V; 200°C							
Resistor Body	Anodized Extruded Aluminium Profile							
Mounting Orientation	Mounting feet, screws and washers are supplied in a kit form for user to fit as per mounting requirements in their application.							
Net Weight (GR's)	1357	1679	2147	2605	3057	3816	4490	5274

Note:

1) Horizontal Mounting Derating : 80% of rated Power

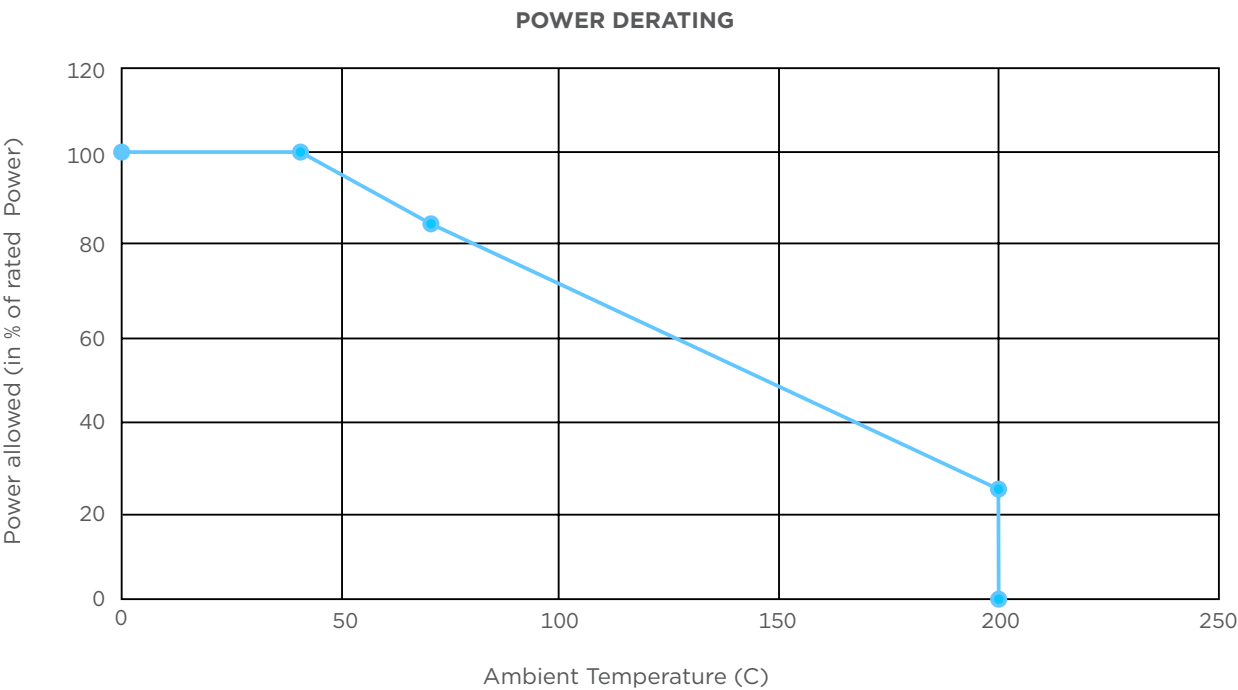
*Preferred resistance range up to 100Ω, Resistances above 100Ω available on request

ALUMINIUM HOUSED RESISOR
TYPE CJB SERIES

ENVIRONMENTAL CHARACTERISTICS

Characteristics	Standards	Test Methods
Load Life	$\Delta R \pm 10\%$	1000hrs @ room temperature vertical orientation RCWV applied
Damp Heat Steady State	$\Delta R \pm 5\%$	RH 90-95% 56 days
Insulation Resistance	$> 20M\Omega$	1000VDC
Dielectric Strength	No Breakdown within 60 seconds. Leakage Current $< 10mA$	3500VAC for 60 secs terminal to housing
Temperature Co-efficient of Resistance	$\pm 200ppm/C$	25°C / 70°C / 125°C

DERATING CURVE



Note:

- Horizontal Mounting Derating : 80% of rated Power

MARKING

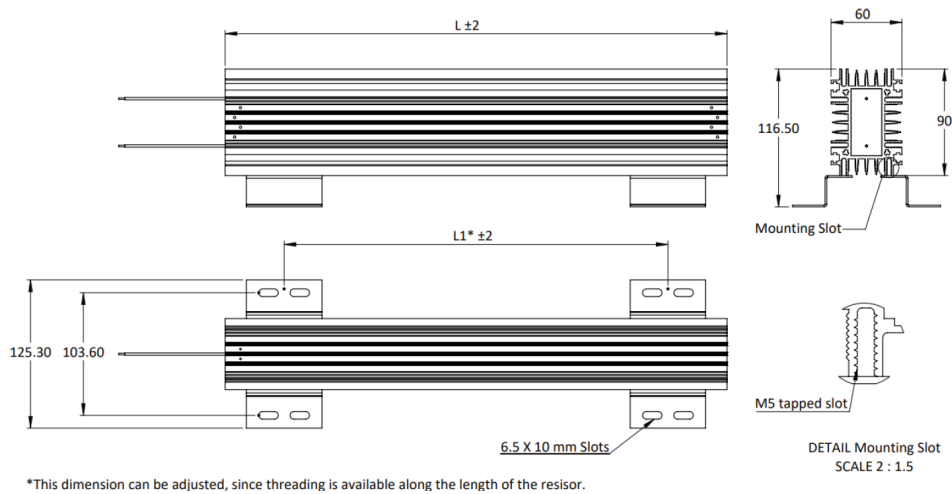
- Company name or Logo
- TE Series Number
- Resistance Value
- Tolerance
- Date Code

ALUMINIUM HOUSED RESISOR

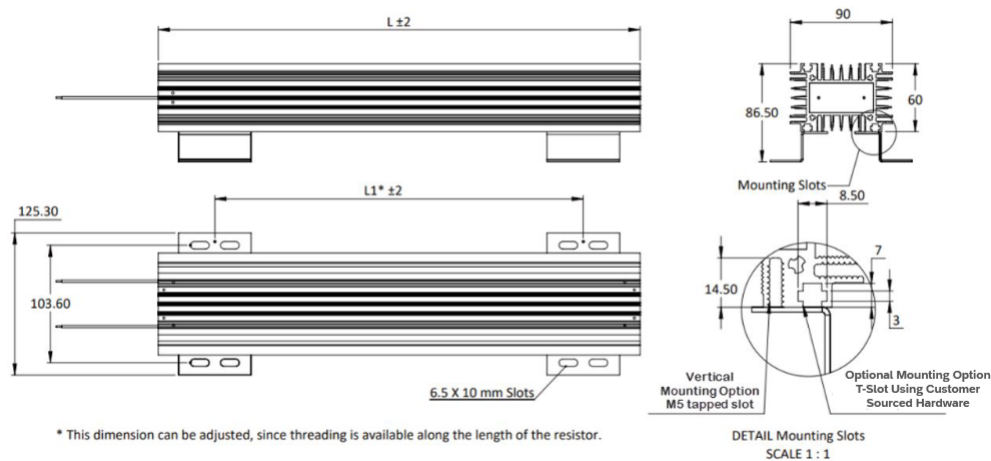
TYPE CJB SERIES

DIMENSIONS (mm)

Vertical Mounting (preferred)



Horizontal Mounting (optional)



	CJB315	CJB400	CJB525	CJB650	CJB1000	CJB1230	CJB1475	CJB1700
L (mm)	175	225	295	365	425	525	625	725
L1 (mm)	75	125	195	265	325	425	525	625

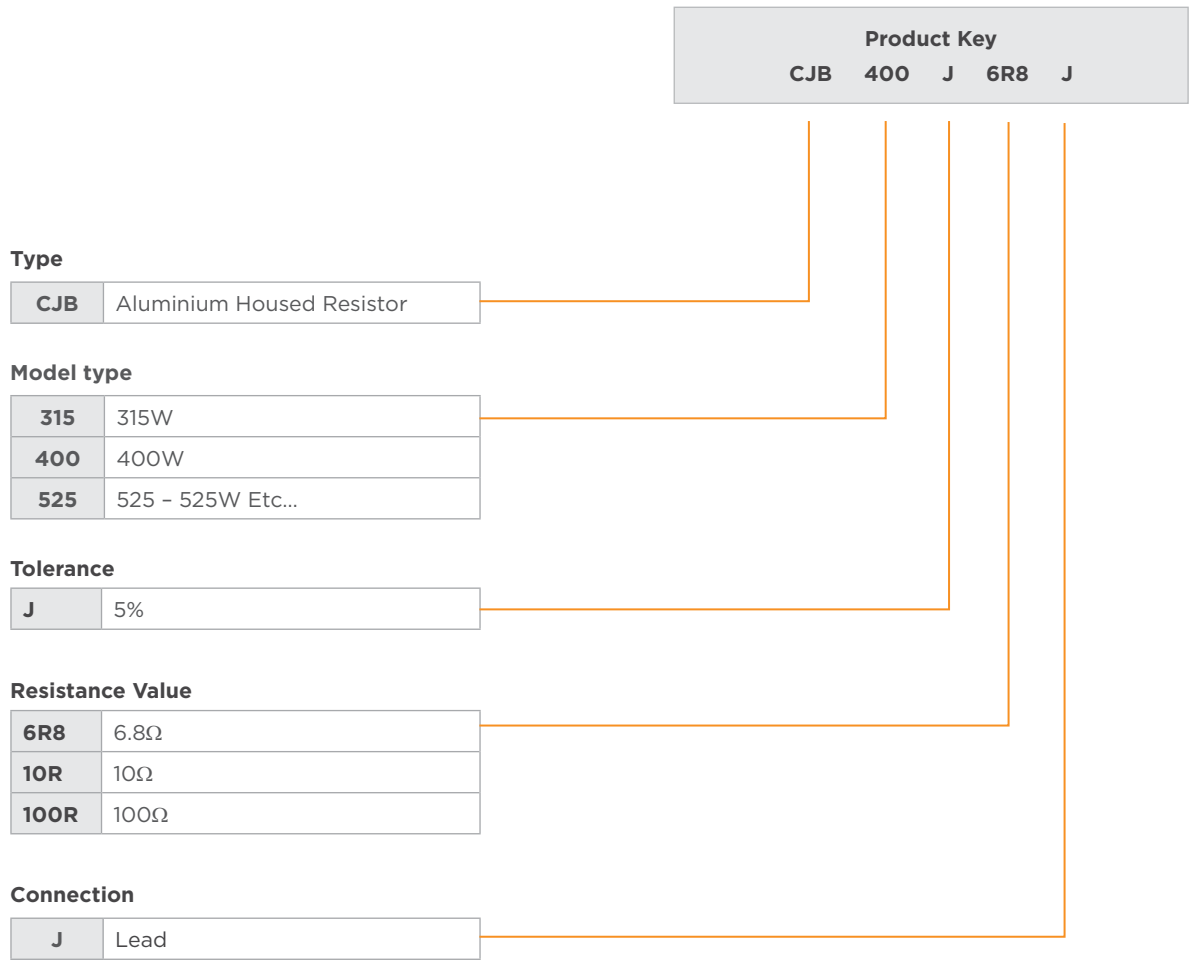
PACKAGING

All resistors are individually boxed, including the mounting kit, then packaged in a shipping carton as below.

SHIPPER CARTON DIMENSIONS (mm)

	CJB315	CJB400	CJB525	CJB650	CJB1000	CJB1230	CJB1475	CJB1700
Length	345	345	485	485	645	645	845	845
Width	245	245	245	245	245	245	245	245
Height	180	180	180	180	105	105	105	105
Qty Per Box	4	4	4	4	2	2	2	2
Gross Weight (GR's)	7077	8285	10864	12575	7879	9337	11264	12772

PRODUCT CODE STRUCTURE



te.com

©2023 TE Connectivity Ltd. family of companies. All Rights Reserved.

TE Connectivity, TE connectivity (logo) and Every Connection Counts are trademarks. All other logos, products and/or company names referred to herein might be trademarks of their respective owners.

While TE has made every reasonable effort to ensure the accuracy of the information in this document, owned or licensed by the TE Connectivity family of companies. TE does not guarantee that it is error-free, nor does TE make any other representation, warranty or guarantee that the information is accurate, correct, reliable or current. TE reserves the right to make any changes to the information contained herein without prior notice. TE Connectivity assumes only those obligations set forth in the terms and conditions for this product and shall in no event be liable for any incidental, indirect, or consequential damages arising out of the sale, resale, use, or misapplication of the product. TE expressly disclaims any implied warranties with respect to the information contained herein, including, but not limited to, implied warranties of merchantability or fitness for a particular purpose. Dimensions, specifications and/or information contained herein are for reference purposes only and are subject to change without notice. Consult TE for the latest dimensions, specifications and/or information. Users of TE Connectivity products must make their own assessment as to whether the respective product is suitable for the respective desired application.



Mouser Electronics

Authorized Distributor

Click to View Pricing, Inventory, Delivery & Lifecycle Information:

[TE Connectivity:](#)

[CJB525J47RJ](#)