




## Stacked Modular Jacks

### Product Facts

- Performance exceeds Near End Crosstalk (NEXT) requirements of -40dB on all pair combinations at 100 MHz per EIA/TIA 568A
- All Stacked Jacks have Category 5 performance.
- Meets or exceeds FCC Part 68 rules and regulations with standard pc board foot-prints
- Low profile and narrow width allow more ports to be packed into less space
- Unshielded and shielded versions in popular size configurations
- Positive connection through-out life of equipment with insert molded contacts
- Accurately positioned solder tails reduce assembly labor while selectively deposited gold plating results in lower cost
- Center mounting leg standard on 8 port shielded and unshielded versions
- Available with two ground-ing paths; pc board & panel
- Listed by Underwriters Laboratories Inc., File No. E81956 
- Certified by Canadian Standards Association, File No. LR 7189A 
- Produced under a Quality Management System Certified to ISO 9001  
A copy of the certificate is available upon request



### Specifications

#### Electrical

- Current Rating** — 1.5 amp max. @ 25°C
- Voltage Rating** — 150 VAC max.
- Dielectric Withstanding Voltage** — 1000 VAC
- Insulation Resistance** — 500 megaohms min.
- Shielding Effectiveness** — 20dB min., 10 to 200 MHz

#### Mechanical

- Durability** — 750 mating cycles
- Mating/Unmating Forces** — 5 lbs. max.
- Operating Temperature** — -40°C to 70°C

### Material and Finish


- Housing** — High temperature Nylon, black UL 94V-0 rated, IR reflow compatible
- Contact** — .013 [0.33] Phosphor bronze; plated .000050 [0.00127] gold in localized area and .000150 [0.00381] tin-lead on solder tails, over .000050 [0.00127] nickel underplate
- Shield** — .010 [0.25] copper alloy tin-lead plated

### Technical Documents

- Application Specifications**  
114-02048
- Product Specifications**  
108-1163-2

## Stacked Modular Jacks (Continued)

### Side Entry (RA), Thru-Hole



No. of Ports	Part Number	Positions/ Contacts	LEDs	Shielded	Performance	Panel Stops	Inverted	Ground Options
2 x 1	5569381-1	8/8	Without	Yes	Cat 5	Without	N/A	Panel and PCB
2 x 2	5569260-1	8/8	Without	Yes	Cat 5	Without	N/A	Panel and PCB
2 x 3	5569256-1	8/8	Without	Yes	Cat 5	Without	N/A	PCB Ground
2 x 4	1734715-2	8/8	Without	Yes	Cat 3	Without	N/A	Panel and PCB
2 x 4	5569257-1	8/8	Without	Yes	Cat 5	Without	N/A	PCB Ground
2 x 4	5569262-1	8/8	Without	Yes	Cat 5	Without	N/A	Panel and PCB
2 x 6	5406494-1	8/8	Without	Yes	Cat 5	Without	N/A	Panel and PCB
2 x 6	5569263-1	8/8	Without	Yes	Cat 5	Without	N/A	Panel and PCB
2 x 8	5569254-1	8/8	Without	Yes	Cat 5	Without	N/A	PCB Ground
2 x 8	5569259-1	8/8	Without	Yes	Cat 5	Without	N/A	PCB Ground
2 x 8	5569264-1	8/8	Without	Yes	Cat 5	Without	N/A	Panel and PCB



**Note:** Consult Tyco Electronics Sales Representative for additional Part Numbers and features differences (tail length, LED color, IRR, etc.)

Hole location varies among modular jack assemblies and is determined by the dimension from the center of the board-lock or guide pin mounting legs to the center of the shield tab solder tine.

**Note:** All part numbers are RoHS compliant.

## Stacked Modular Jacks (Continued)

### Side Entry (RA), Press Fit/Offset




No. of Ports	Part Number	Positions/ Contacts	LEDs	Shielded	Performance	Panel Stops	Inverted	Ground Options
2 x 4	6368077-2	8/8	Without	Yes	Cat 5	Without	N/A	Panel and PCB
2 x 4	6368062-1	8/8	With	Yes	Cat 5	Without	N/A	Panel and PCB
2 x 4	1368077-1	8/8	Without	Yes	Cat 5	Without	N/A	Panel and PCB
2 x 6	6368035-1	8/8	With	Yes	Cat 5	Without	N/A	Panel and PCB
2 x 6	6368116-2	8/8	With	Yes	Cat 5	Without	N/A	Panel and PCB
2 x 8	6116689-1	8/8	Without	Yes	Cat 5	Without	N/A	Panel and PCB
2 x 8	6116317-2	8/8	With	Yes	Cat 5	Without	N/A	Panel and PCB

**Note:** Consult Tyco Electronics Customer Drawing for additional Part Numbers.

Stacked  
Modular Jacks

### RJ45, Dual USB



No. of Ports	Part Number	Positions/ Contacts	LEDs	Shielded	Performance	Panel Stops	Inverted	Ground Options
2 x 1	6116151-2	8/8	With	Yes	Cat 5	Without	No	PCB
2 x 1	6116151-1	8/8	Without	Yes	Cat 5	Without	No	PCB
2 x 1	6116640-1	8/8	With	Yes	Cat 5	Without	No	PCB

**Note:** Consult Tyco Electronics Customer Drawing for additional Part Numbers.

**Note:** All part numbers are RoHS compliant.

# Mouser Electronics

Authorized Distributor

Click to View Pricing, Inventory, Delivery & Lifecycle Information:

[TE Connectivity:](#)

[6116151-1](#)