

D

C

B

A

D

C

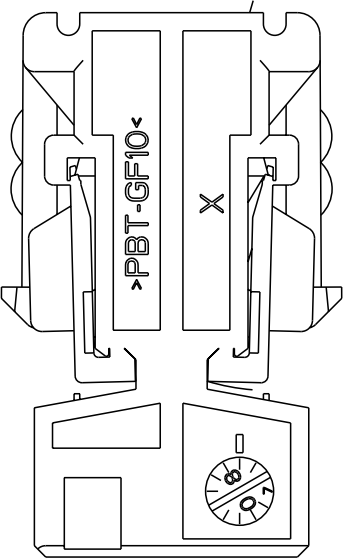
B

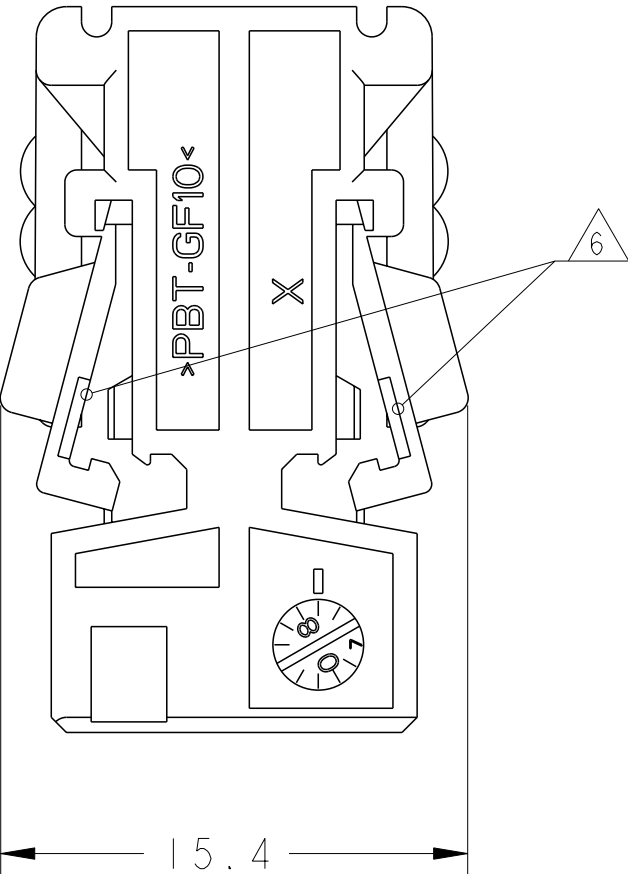
A

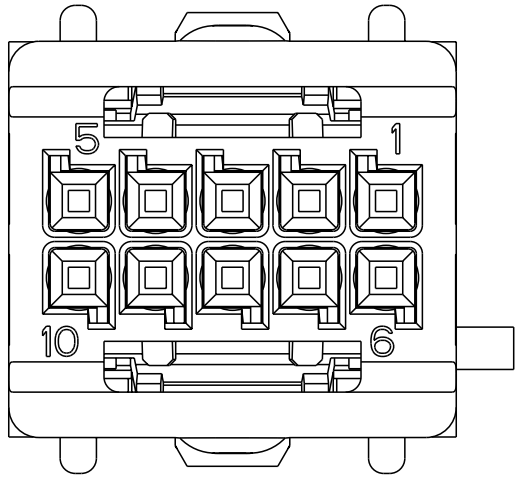
printed on 25 Jun 2024 11:39 (India Standard Time) from IE46367

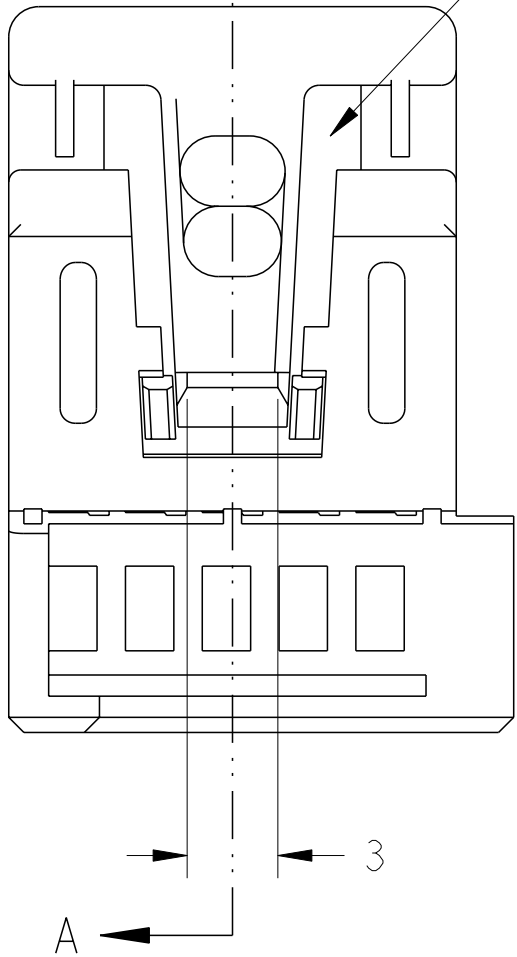
THIS DRAWING IS UNPUBLISHED.		RELEASED FOR PUBLICATION		2015	
COPYRIGHT 2015		ALL RIGHTS RESERVED.			

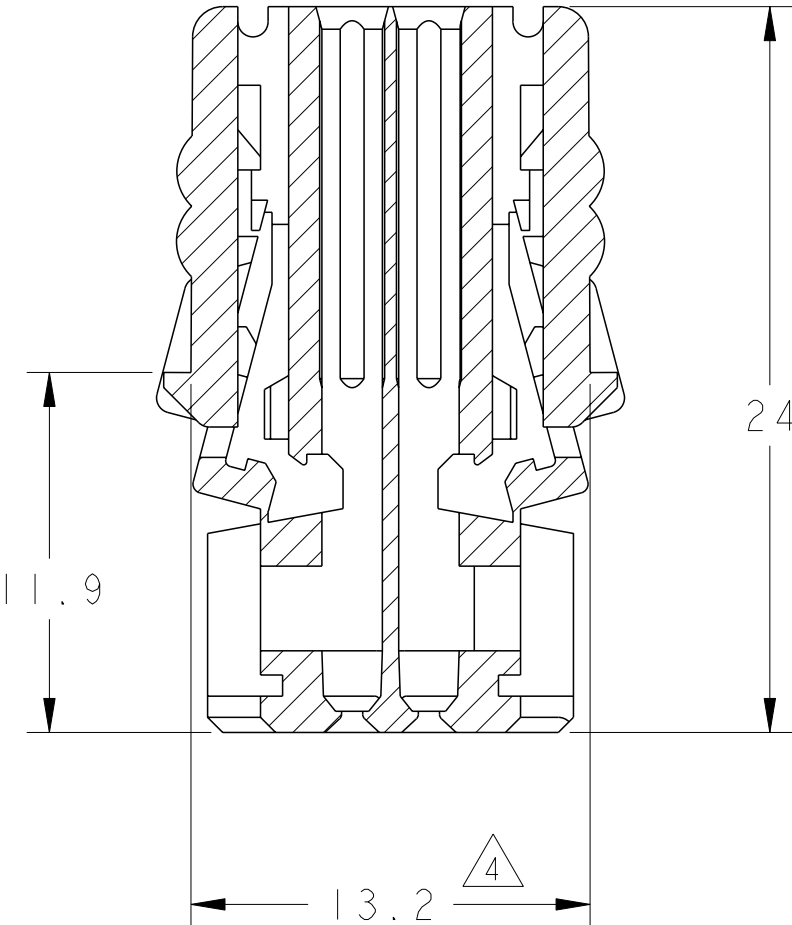
RETAINER IN LOCKED POSITION

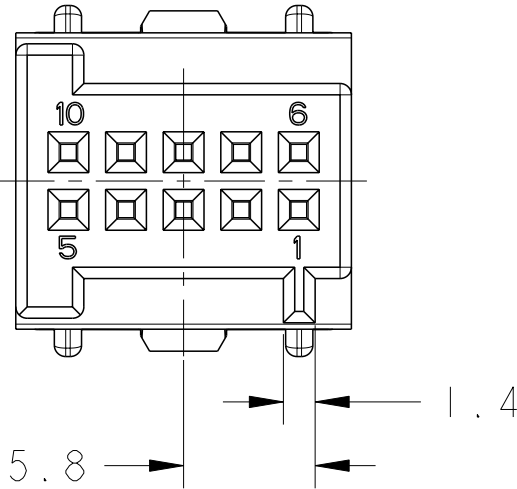


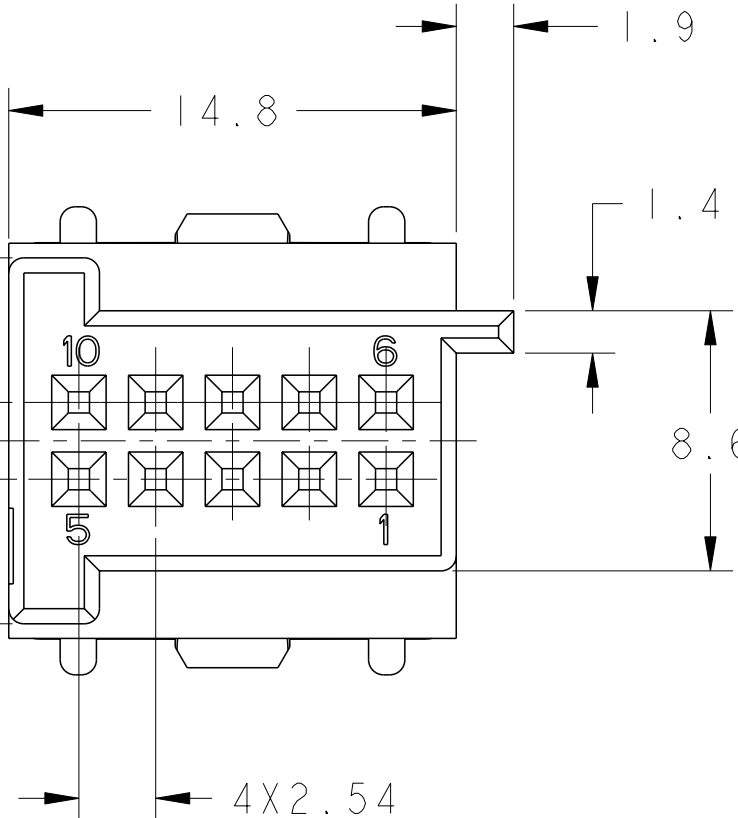












NOTES:

1. MOULD BURRS MAX.0.3 PERMITTED

2. RECYCLED MATERIAL MAX.25% PERMISSIBLE

3. DETAILS OF DESIGN ARE LEFT TO MANUFACTURE

4. WARPAGE PERMITTED TO MAX. 0.3(TO MINUS DIRECTION)

5. SHROUDED CONNECTION SEE DRAWING: 114-18892

6. CONDITION AS DELIVERY: IN PRE LOCKED POSITION

7. SUITABLE FOR CONTACT SEE DRAWING: 929454

THIS DRAWING IS A CONTROLLED DOCUMENT.

DIMENSIONS:

mm

TOLERANCES UNLESS OTHERWISE SPECIFIED:

ACC. TO DIN16901-140

0-PLC ±0.5

1-PLC ±0.13

2-PLC ±0.13

3-PLC ±0.13

4-PLC ±0.001

ANGLES ±

FINISH ±

MATERIAL

-

DWN T. DONG 02SEP2015

CHK A. DANG 02SEP2015

APVD S. WANG 02SEP2015

PRODUCT SPEC

APPLICATION SPEC

WEIGHT SEE TABLE

RESTRICTED CUSTOMER

NAME MICRO QUADLOCK SYSTEM SOCKET HSG., 10Pos.

SIZE CAGE CODE DRAWING NO. RESTRICTED TO

A200779C-1813967

SCALE 3:1 SHEET 1 OF 1 REV A1

# Mouser Electronics

Authorized Distributor

Click to View Pricing, Inventory, Delivery & Lifecycle Information:

[TE Connectivity:](#)

[1813967-1](#)