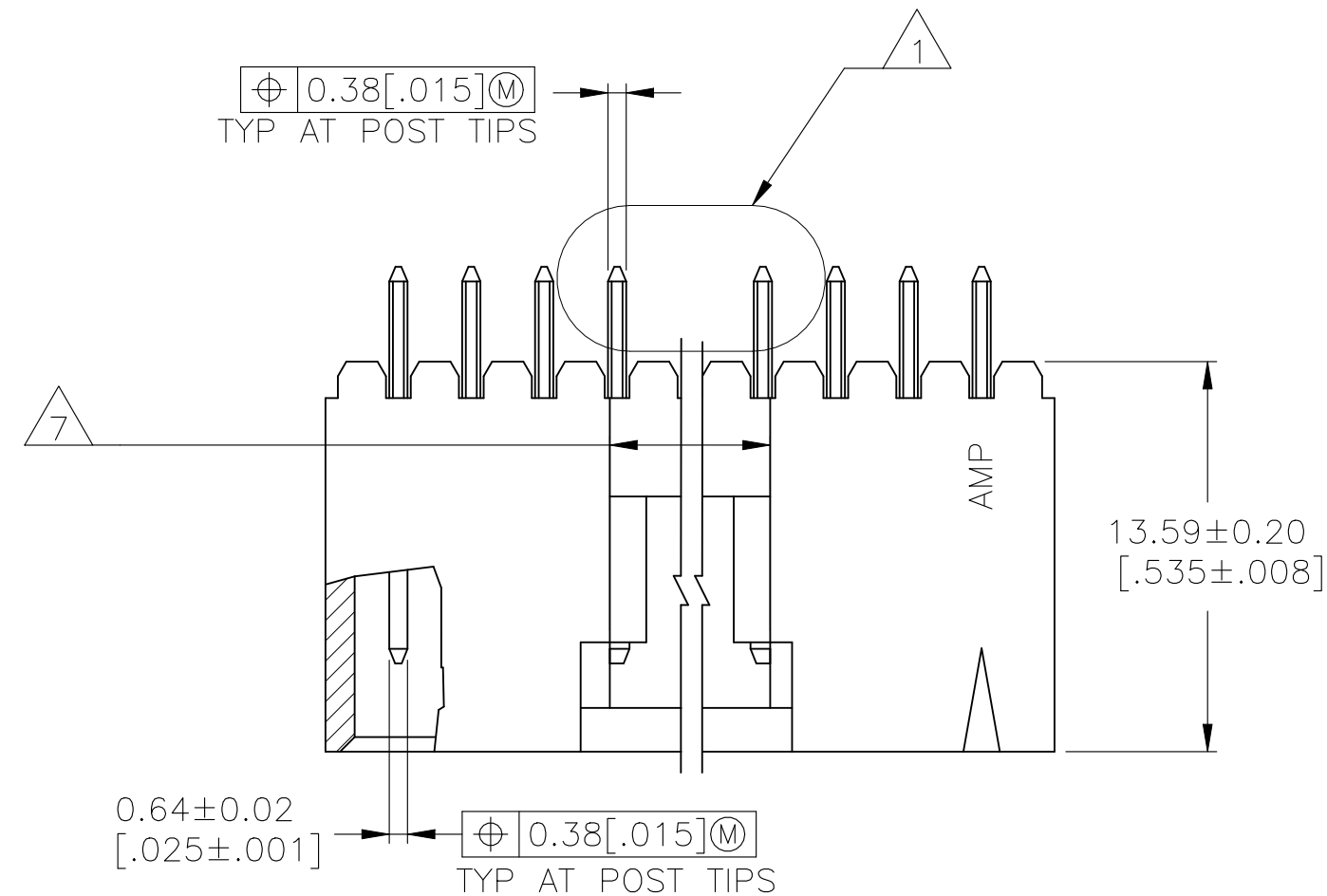
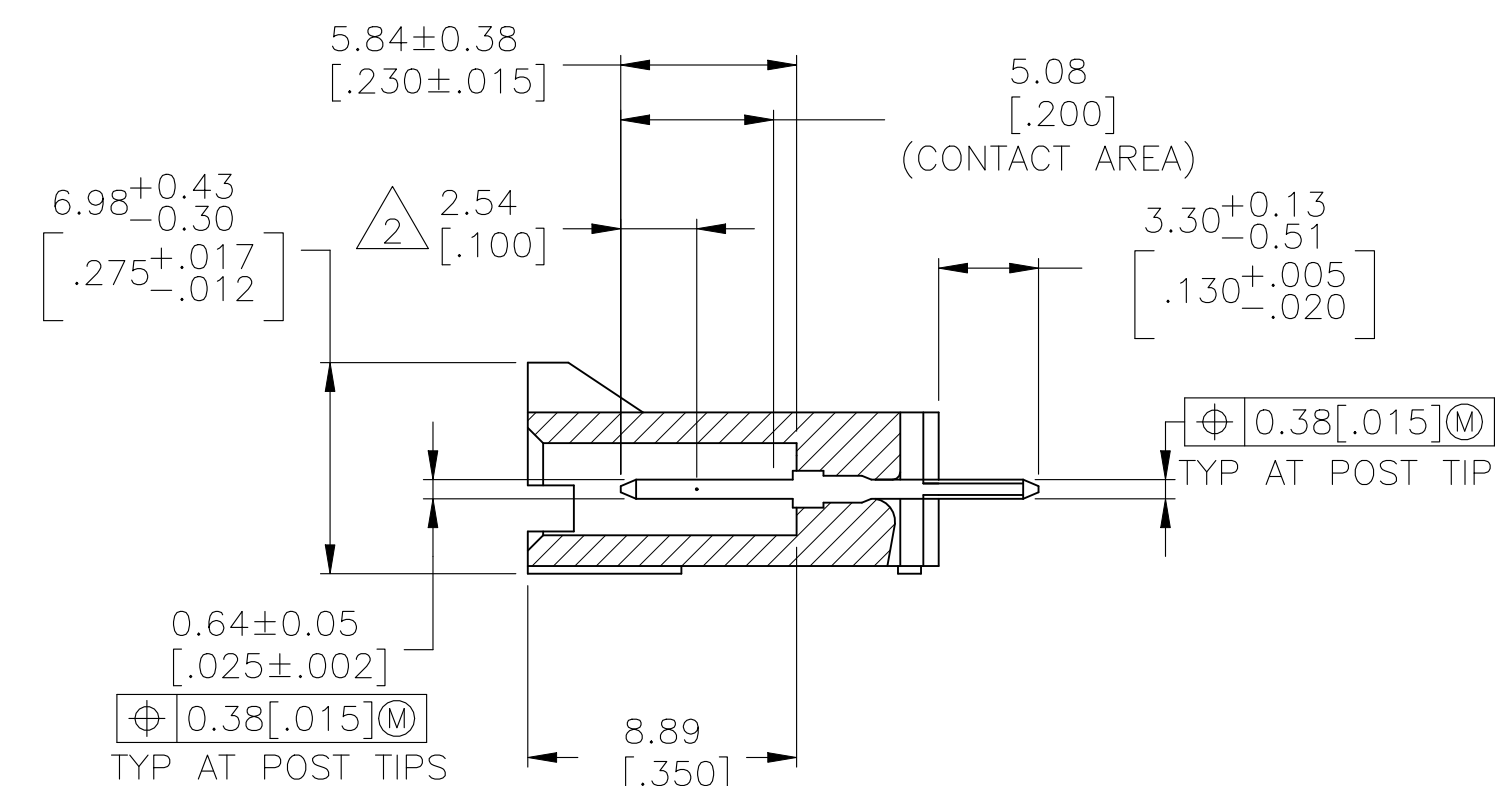
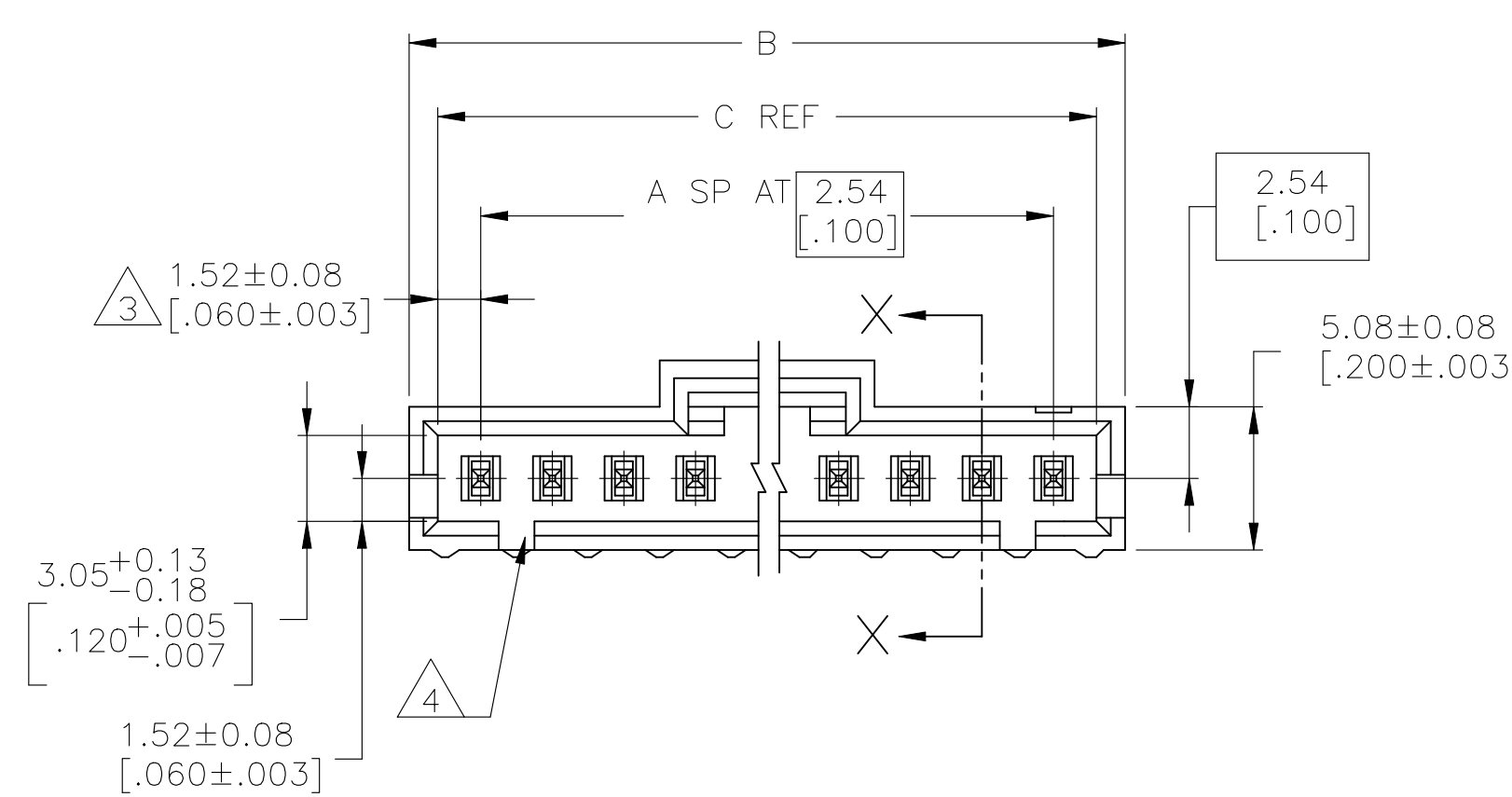


D

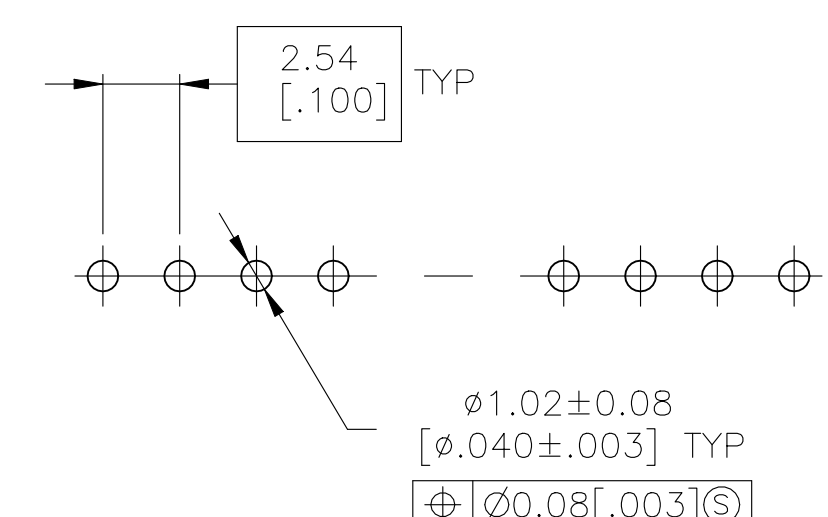


- 1 .00038[.000015] GOLD IN THE CONTACT AREA, .00254[.000100] MATTE TIN-LEAD ON REMAINDER OF CONTACT, ALL OVER .00127[.000050] NICKEL.
- 2 POINT OF MEASUREMENT FOR PLATING THICKNESS.
- 3 THE NOTED DIMENSIONS APPLY AT THE INTERSECTION OF THE POST AND THE HOUSING.
- 4 ON ASSEMBLIES WITH FOUR OR MORE POSITIONS, TWO POLARIZATION SLOTS.  
ON ASSEMBLIES WITH TWO OR THREE POSITIONS, ONE POLARIZATION SLOT.
- 5 SELECT POST TAILS FORMED TO PROVIDE CONNECTOR HOLD DOWN UNTIL SOLDERED. CONFIGURATION ACCEPTS  $0.69[.027]-2.03[.080]$  THICK PRINTED CIRCUIT BOARD. ( SEE DETAIL Z ).
- 6 OBSOLETE PARTS: OBSOLETE CIS STREAMLINING PER D.RENAUD/D.SINISI
- 7 0.25 [ .010 ] RECESS PERMISSIBLE IN THIS AREA FOR MOLD SHUT OFF

C



B



A

64.01 [2.520]	65.91 [2.595]	24	25	2-103670-4
61.47 [2.420]	63.37 [2.495]	23	24	2-103670-3
58.93 [2.320]	60.83 [2.395]	22	23	2-103670-2
56.39 [2.220]	58.29 [2.295]	21	22	2-103670-1
53.85 [2.120]	55.75 [2.195]	20	21	2-103670-0
51.31 [2.020]	53.21 [2.095]	19	20	1-103670-9
48.77 [1.920]	50.67 [1.995]	18	19	1-103670-8
46.23 [1.820]	48.13 [1.895]	17	18	1-103670-7
43.69 [1.720]	45.59 [1.795]	16	17	1-103670-6
41.15 [1.620]	43.05 [1.695]	15	16	1-103670-5
38.61 [1.520]	40.51 [1.595]	14	15	1-103670-4
36.07 [1.420]	37.97 [1.495]	13	14	1-103670-3
33.53 [1.320]	35.43 [1.395]	12	13	1-103670-2
30.99 [1.220]	32.89 [1.295]	11	12	1-103670-1
28.45 [1.120]	30.35 [1.195]	10	11	1-103670-0
25.91 [1.020]	27.81 [1.095]	9	10	103670-9
23.37 [.920]	25.27 [.995]	8	9	103670-8
20.83 [.820]	22.73 [.895]	7	8	103670-7
18.29 [.720]	20.19 [.795]	6	7	103670-6
15.75 [.620]	17.65 [.695]	5	6	103670-5
13.21 [.520]	15.11 [.595]	4	5	103670-4
10.67 [.420]	12.57 [.495]	3	4	103670-3
8.13 [.320]	10.03 [.395]	2	3	103670-2
5.59 [.220]	7.49 [.295]	1	2	103670-1
C	B	A	NO OF POSN	PART NO.

D

C

B

A

THIS DRAWING IS A CONTROLLED DOCUMENT.

DWN  
S. SHUEY  
CHK  
M. RIDER  
APVD  
M. RIDER

3-5-91  
2-14-92  
2-14-92

TE Connectivity

DIMENSIONS:  
mm [INCHES]

TOLERANCES UNLESS  
OTHERWISE SPECIFIED:

0. PLC  
1. PLC  
2. PLC  
3. PLC  
4. PLC  
ANGLES

± -  
± -  
± 0.13[.005]  
± -  
± -  
± -

PRODUCT SPEC  
108-25034  
APPLICATION SPEC  
114-25026

SIZE  
A1

WEIGHT  
-

NAME  
HDR ASSY, VERT, SINGLE ROW  
2.54[.100] CL, 0.64[.025] SQ POST,  
WITH PLZN & RETENTIVE POSTS, AMPMODU MTE

RESTRICTED TO  
-

CAGE CODE  
00779

DRAWING NO  
103670

SCALE  
4:1

SHEET  
1 OF 1

REV  
U

CUSTOMER DRAWING

# Mouser Electronics

Authorized Distributor

Click to View Pricing, Inventory, Delivery & Lifecycle Information:

[TE Connectivity:](#)

[103670-2](#)