

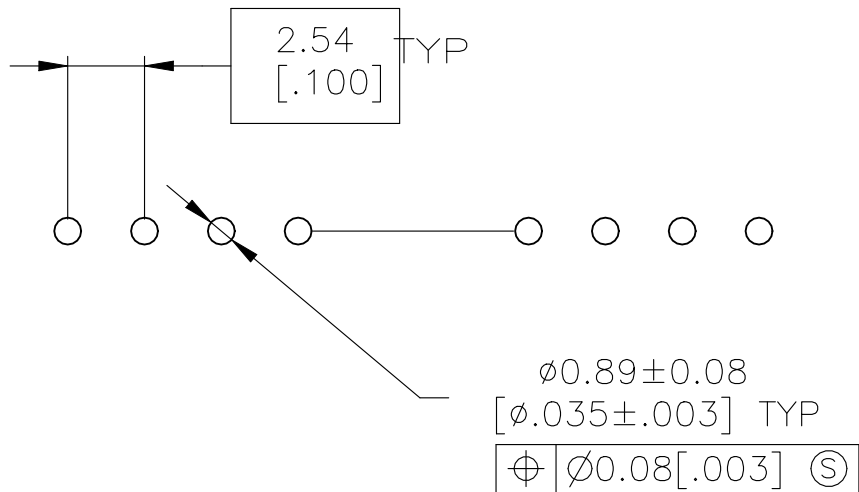
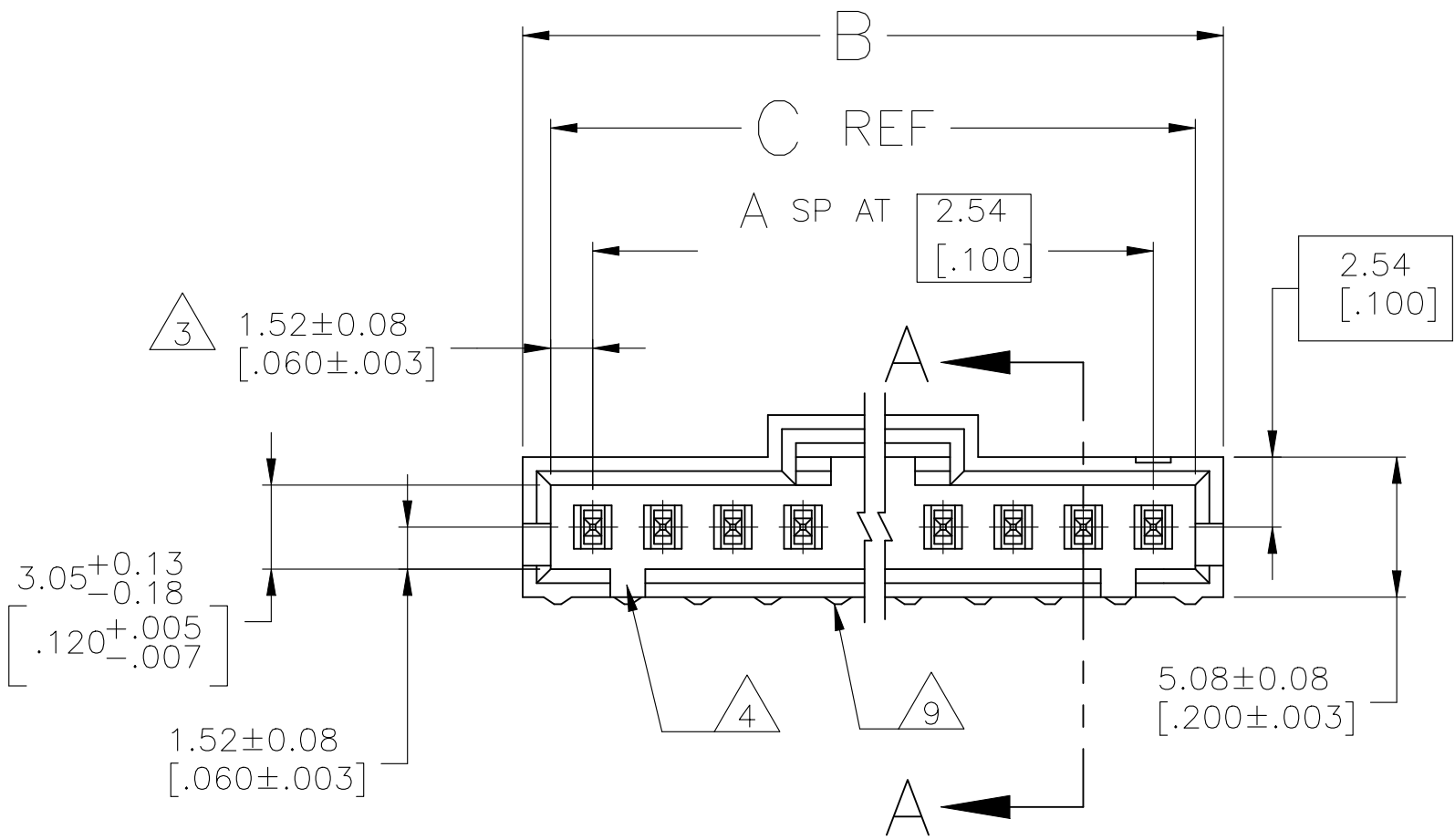
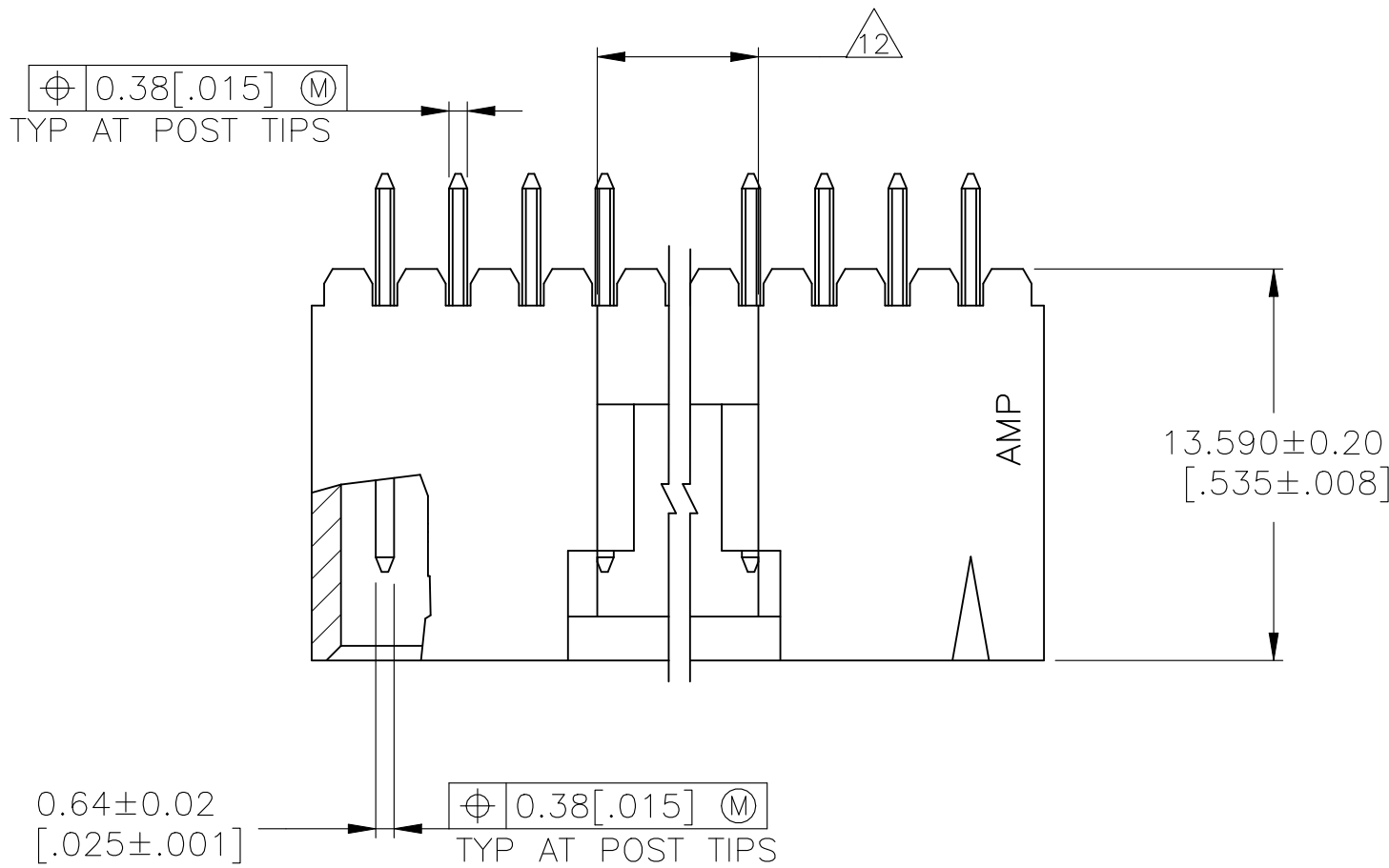
REVISIONS					
P	LTR	DESCRIPTION	DATE	DWN	APVD
	AB1	REVISED PER ECN-22-177079	29SEP2022	RK	MF

D

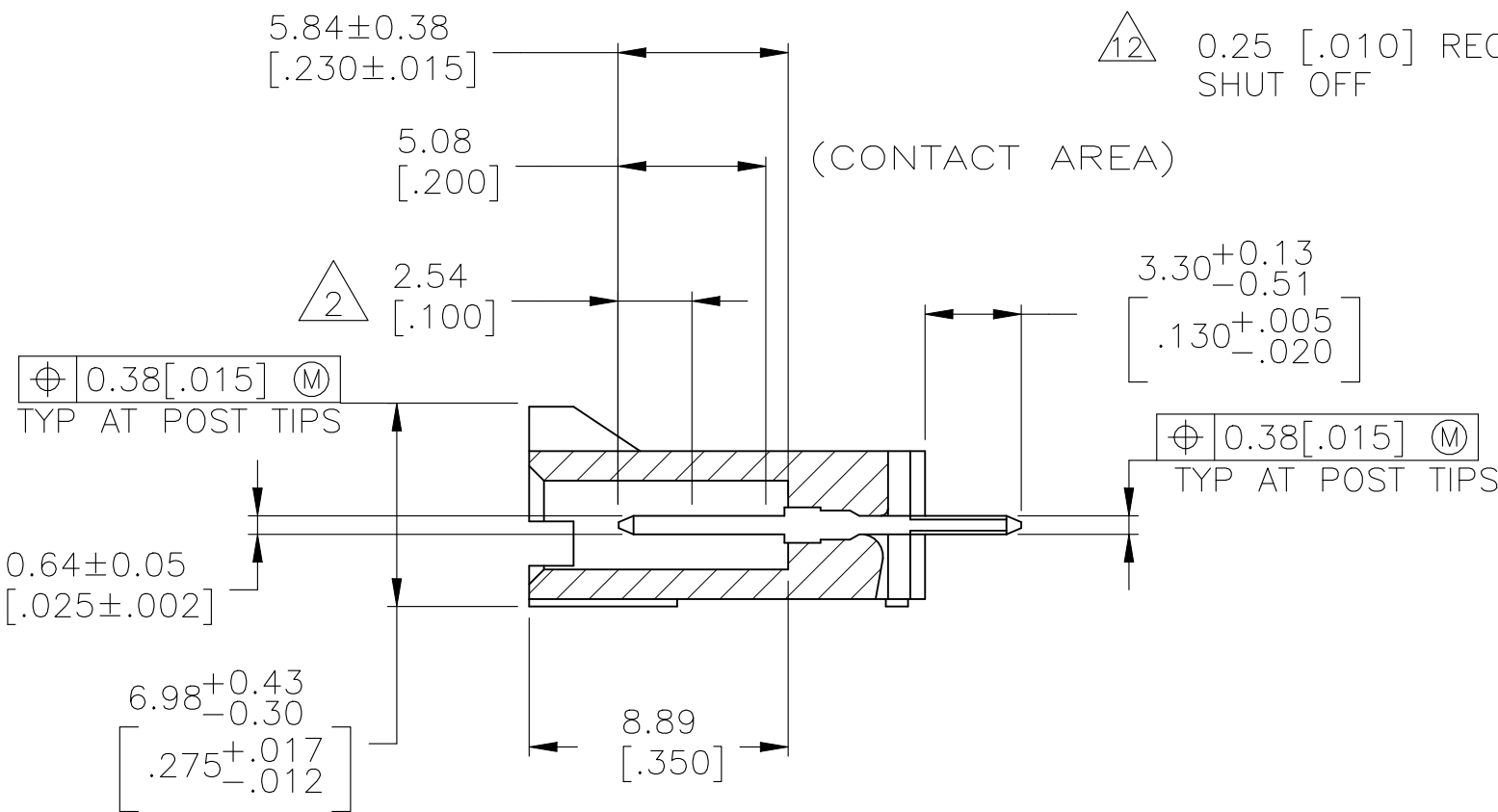
C

B

A



RECOMMENDED HOLE LAYOUT



SECTION A-A

- 1 .000100 BRIGHT TIN-LEAD OVER .000050 NICKEL.
- 2 POINT OF MEASUREMENT FOR PLATING THICKNESS.
- 3 THE NOTED DIMENSIONS APPLY AT THE INTERSECTION OF THE POST AND THE HOUSING.
- 4 ON ASSEMBLIES WITH FOUR OR MORE POSITIONS, TWO POLARIZATION SLOTS.  
ON ASSEMBLIES WITH TWO OR THREE POSITIONS, ONE POLARIZATION SLOT.
- 5 .000100 BRIGHT TIN OVER .000050 NICKEL.
- 6 PRELIMINARY PART-NOT RELEASED FOR PRODUCTION.
- 7 .000100 MATTE TIN OVER .000050 NICKEL.
- 8 HIGH TEMPERATURE CONFIGURATION
- 9 STANDOFFS NOT PRESENT ON UNDERSIDE OF ASSEMBLY
- 10 SUPERSEDED BY P/N 5-103639-2.
- 11 OBSOLETE PARTS: OBSOLETE CIS STREAMLINING PER D.RENAUD/D.SINISI
- 12 0.25 [.010] RECESS PERMISSIBLE IN THIS AREA FOR MOLD SHUT OFF

D























































C



































































B



A

THIS DRAWING IS UNPUBLISHED.	RELEASED FOR PUBLICATION	103639, 103639
© COPYRIGHT 103639 by —		ALL RIGHTS RESERVED.

REVISIONS					
P	LTR	DESCRIPTION	DATE	DWN	APVD
	—	SEE SHEET 1	—	—	—

		64.01 [2.520]	65.91 [2.595]	24	25	7-103639-4	OBSOLETE	
		61.47 [2.420]	63.37 [2.495]	23	24	7-103639-3	OBSOLETE	
		58.93 [2.320]	60.83 [2.395]	22	23	7-103639-2	OBSOLETE	
		56.39 [2.220]	58.29 [2.295]	21	22	7-103639-1		
		53.85 [2.120]	55.75 [2.195]	20	21	7-103639-0	OBSOLETE	
		51.31 [2.020]	53.21 [2.095]	19	20	6-103639-9		
		48.77 [1.920]	50.67 [1.995]	18	19	6-103639-8	OBSOLETE	
		46.23 [1.820]	48.13 [1.895]	17	18	6-103639-7	OBSOLETE	
		43.69 [1.720]	45.59 [1.795]	16	17	6-103639-6		
		41.15 [1.620]	43.05 [1.695]	15	16	6-103639-5		
		38.61 [1.520]	40.51 [1.595]	14	15	6-103639-4		
		36.07 [1.420]	37.97 [1.495]	13	14	6-103639-3		
		33.53 [1.320]	35.43 [1.395]	12	13	6-103639-2		
		30.99 [1.220]	32.89 [1.295]	11	12	6-103639-1		
		28.45 [1.120]	30.35 [1.195]	10	11	6-103639-0		
		25.91 [1.020]	27.81 [1.095]	9	10	5-103639-9		
		23.37 [.920]	25.27 [0.995]	8	9	5-103639-8		
		20.83 [.820]	22.73 [.895]	7	8	5-103639-7		
		18.29 [.720]	20.19 [.795]	6	7	5-103639-6		
		15.75 [.620]	17.65 [.695]	5	6	5-103639-5		
		13.21 [.520]	15.11 [.595]	4	5	5-103639-4		
		10.67 [.420]	12.57 [.495]	3	4	5-103639-3		
		8.13 [.320]	10.03 [.395]	2	3	5-103639-2		
		5.59 [.220]	7.49 [.295]	1	2	5-103639-1		
REMARKS	PLATING	C	B	A	NO. OF POSN	PART NO.		

△10			15.75 [.620]	17.65 [.695]	5	6	3-103639-3
			10.67 [.420]	12.57 [.495]	3	4	3-103639-2
			8.13 [.320]	10.03 [.395]	2	3	3-103639-1
			30.99 [1.220]	32.89 [1.295]	1 1	12	3-103639-0
			25.91 [1.020]	27.81 [1.095]	9	10	2-103639-9
			20.83 [.820]	22.73 [.895]	7	8	2-103639-8
△6			18.29 [.720]	20.19 [.795]	6	7	2-103639-7
			13.21 [.520]	15.11 [.595]	4	5	2-103639-6
			5.59 [.220]	7.49 [.295]	1	2	2-103639-5
TE			64.01 [2.520]	65.91 [2.595]	24	25	2-103639-4
TE			61.47 [2.420]	63.37 [2.495]	23	24	2-103639-3
TE			58.93 [2.320]	60.83 [2.395]	22	23	2-103639-2
-1			56.39 [2.220]	58.29 [2.295]	2 1	22	2-103639-1
TE			53.85 [2.120]	55.75 [2.195]	20	2 1	2-103639-0
			51.31 [2.020]	53.21 [2.095]	19	20	1-103639-9
			48.77 [1.920]	50.67 [1.995]	18	19	1-103639-8
			46.23 [1.820]	48.13 [1.895]	17	18	1-103639-7
			43.69 [1.720]	45.59 [1.795]	16	17	1-103639-6
			41.15 [1.620]	43.05 [1.695]	15	16	1-103639-5
			38.61 [1.520]	40.51 [1.595]	14	15	1-103639-4
			36.07 [1.420]	37.97 [1.495]	13	14	1-103639-3
			33.53 [1.320]	35.43 [1.395]	12	13	1-103639-2
			30.99 [1.220]	32.89 [1.295]	1 1	12	1-103639-1
	-0			28.45 [1.120]	30.35 [1.195]	10	1 1
			25.91 [1.020]	27.81 [1.095]	9	10	103639-9
			23.37 [.920]	25.27 [0.995]	8	9	103639-8
			20.83 [.820]	22.73 [.895]	7	8	103639-7
			18.29 [.720]	20.19 [.795]	6	7	103639-6
			15.75 [.620]	17.65 [.695]	5	6	103639-5
			13.21 [.520]	15.11 [.595]	4	5	103639-4
			10.67 [.420]	12.57 [.495]	3	4	103639-3
			8.13 [.320]	10.03 [.395]	2	3	103639-2
			5.59 [.220]	7.49 [.295]	1	2	103639-1
	REMARKS		PLATING	C	B	A	NO. OF POSN

THIS DRAWING IS A CONTROLLED DOCUMENT.		DWN S. SHUEY 05MAR93		 TE Connectivity			
		CHK L CASTAGNA 27MAR93					
DIMENSIONS: mm [INCHES]		TOLERANCES, UNLESS OTHERWISE SPECIFIED:		NAME  HDR ASY,VERT,SNGL ROW 2.54[.100] JC/L 0.64[.025] JSQ PST, WTH PLZN&LTCHNG,AMPMODU MTE			
		APVD L CASTAGNA 27MAR93					
		PRODUCT SPEC 108-25034					
		APPLICATION SPEC 114-25026					
MATERIAL		FINISH		SIZE A2	GAGE CODE -	DRAWING NO C-103639	RESTRICTED TO -
HOUSING: SEE TABLE		WEIGHT -		SCALE 1:1 SHEET 2 of 2 REV AB 1			
		CUSTOMER DRAWING					

# Mouser Electronics

Authorized Distributor

Click to View Pricing, Inventory, Delivery & Lifecycle Information:

[TE Connectivity:](#)

[2-103639-5](#)