Bestückungsplan - *contact layout*

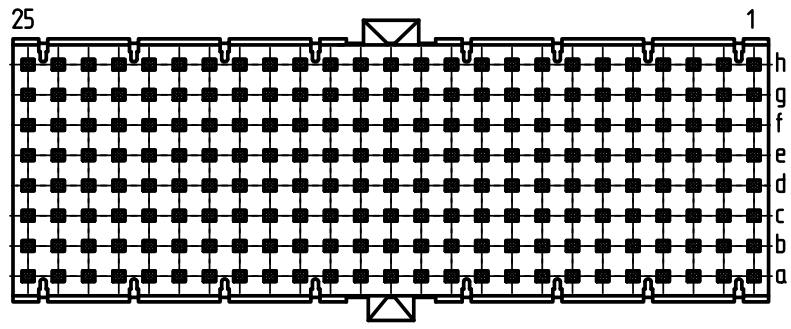

■ = bestückt - *assemble*

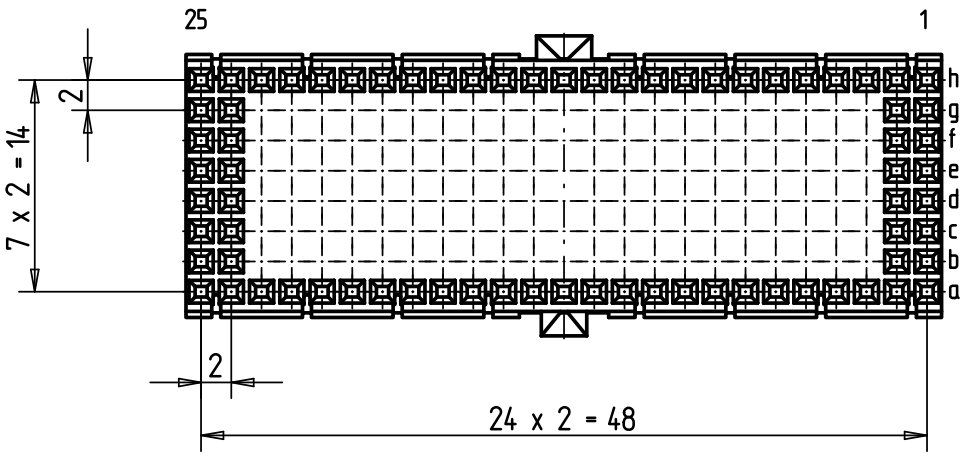

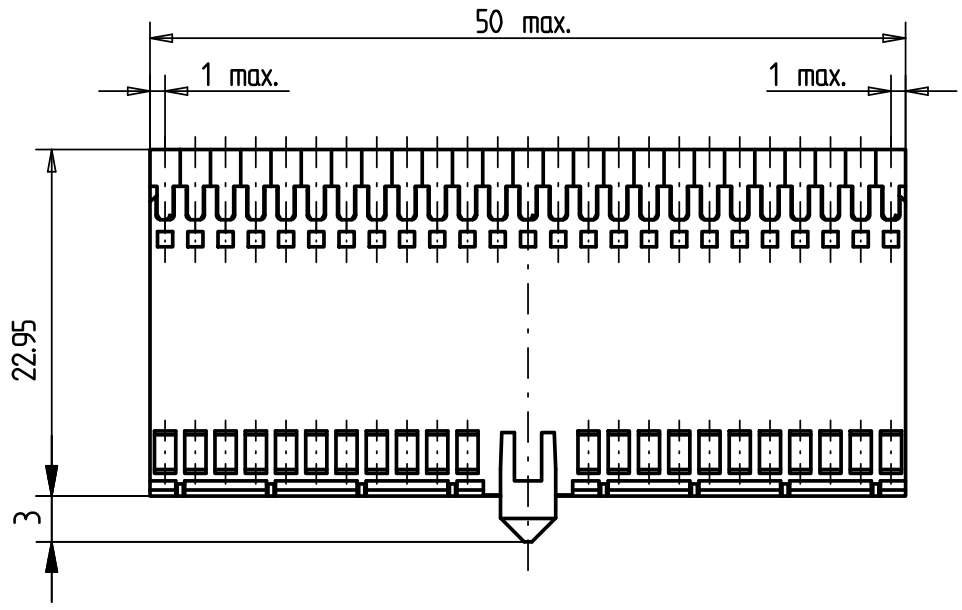

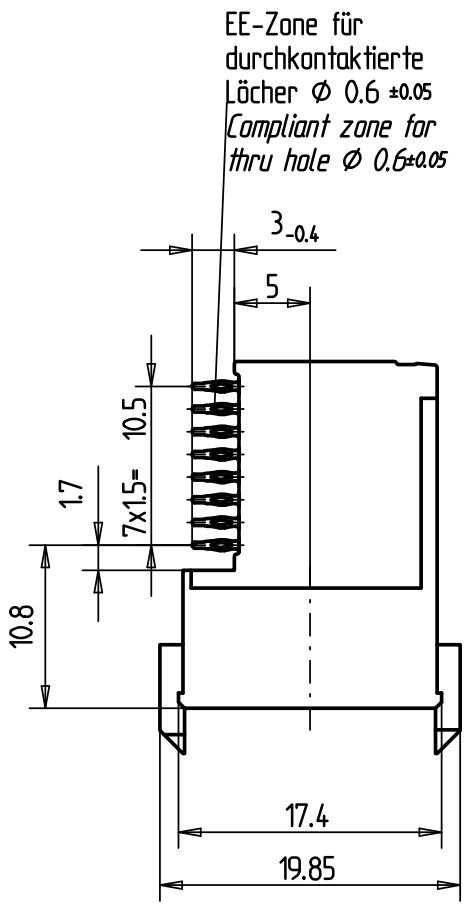

Lochbild für Leiterplatte
(Bestückungsseite)

Board hole pattern
(Component mounting side)

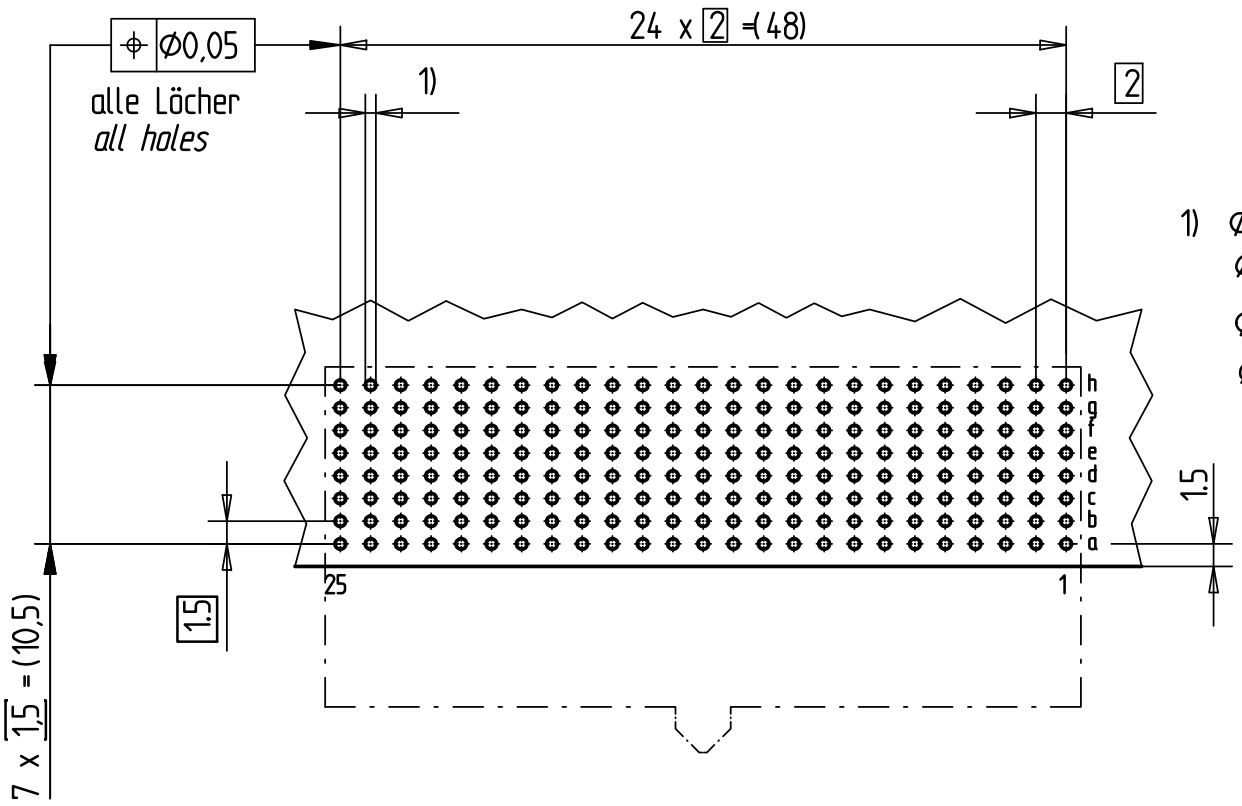

1) Ø 0,6 ±0,05 Durchmesser des metallisierten Loches
Ø 0,6 ±0,05 Diameter of finished plated-through hole

Ø 0,7 ±0,02 Bohrungsdurchmesser des Loches
Ø 0,7 ±0,02 Diameter of drilled hole

Schichtaufbau im metallisierten Loch
siehe Zeichnung 114406

Metal plating of plated-through hole
see drawing 114406

Bedruckung siehe Zeichnung 401194
Marking see drawing 401194

Fehlende Masse und Angaben nach IEC 61076-4-101
Missing information and dimensions per IEC 61076-4-101

Consider protection memo from DIN 34

Information:	Tolerances	All Dimensions in mm	Scale 2:1
All rights reserved. Only for information. To insure that this is the latest version of this drawing, please contact one of the ERNI companies before using.	Subject to modification without prior notice. Drawing will not be updated.		Designation: ERmet Federleiste DE / *ERmet Female Type DE*
	ERNI www.ERNI.com		114281 — 1
b — 19.05.2010 — Index — Date	M:00069734.SZA		ERMDE

Mouser Electronics

Authorized Distributor

Click to View Pricing, Inventory, Delivery & Lifecycle Information:

TE Connectivity:
114281