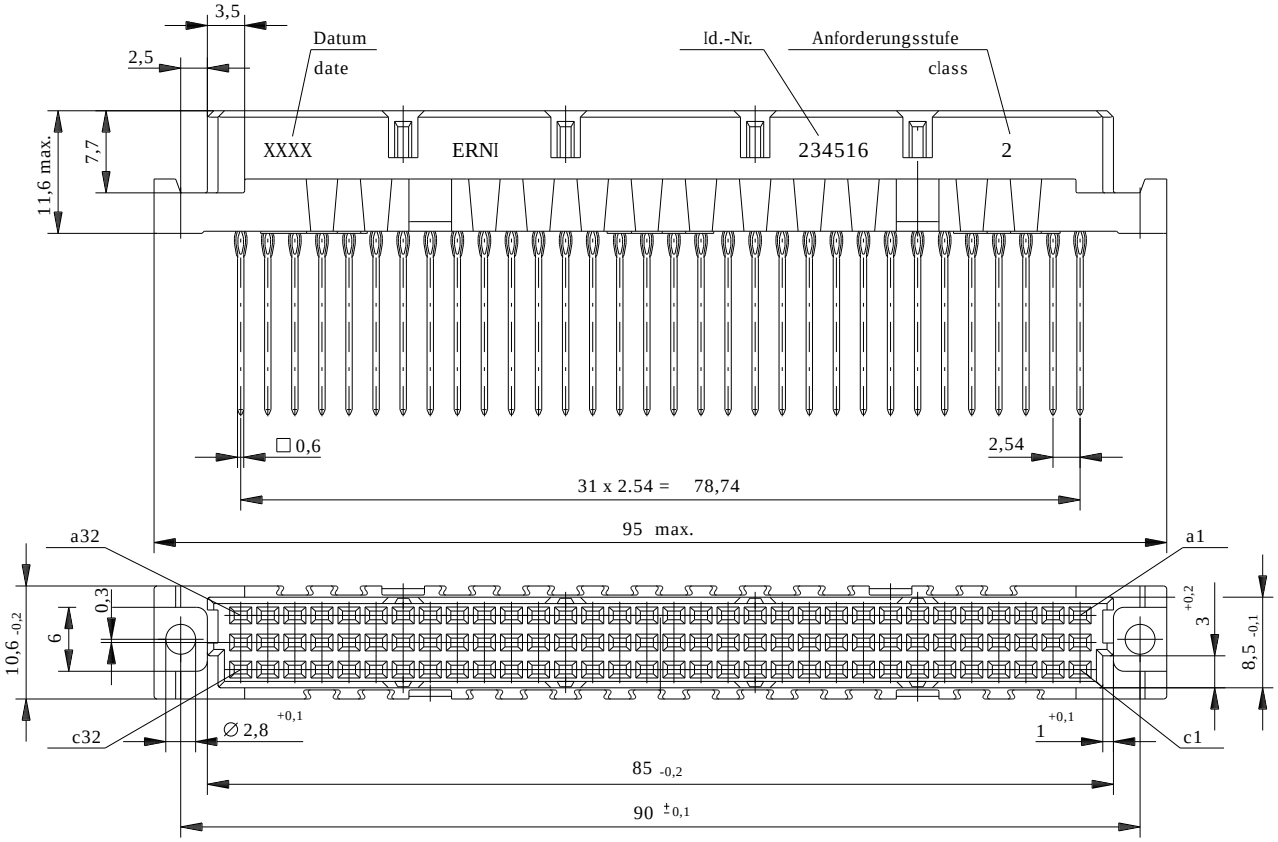

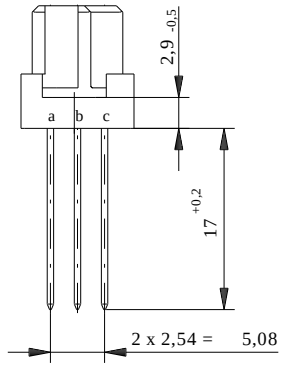

Elastische Einpresszone / compliant pressfit zone

Isolierwerkstoff / housing material : PBT GF30

Bauart 7 / type 7

Anforderungsstufe 2 = 400 Steckzyklen / performance class 2 = 400 mating cycles

Fehlende Masse und Angaben nach IEC 60 603-2 / DIN EN 60 603-2

Missing information and dimensions per IEC 60 603-2 / DIN EN 60 603-2

Schichtaufbau im metallisierten Loch siehe Zeichnung 114124

diameter of drilled hole see drawing 114124

1) ø 1,0 $^{+0,09}_{-0,06}$ Durchmesser des metallisierten Loches

ø 1,0 $^{+0,09}_{-0,06}$ Diameter of finished plated-through hole

ø 1,15 ± 0,025 Bohrungsdurchmesser des Loches

ø 1,15 ± 0,025 Diameter of drilled hole

Bestückungsplan / contact layout

■ bestückt / assembled

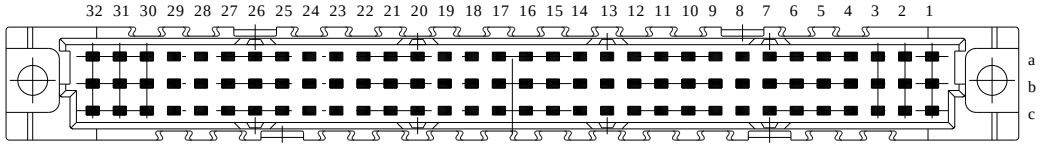

Leiterplatten-Lochbild / PCB drillhole pattern

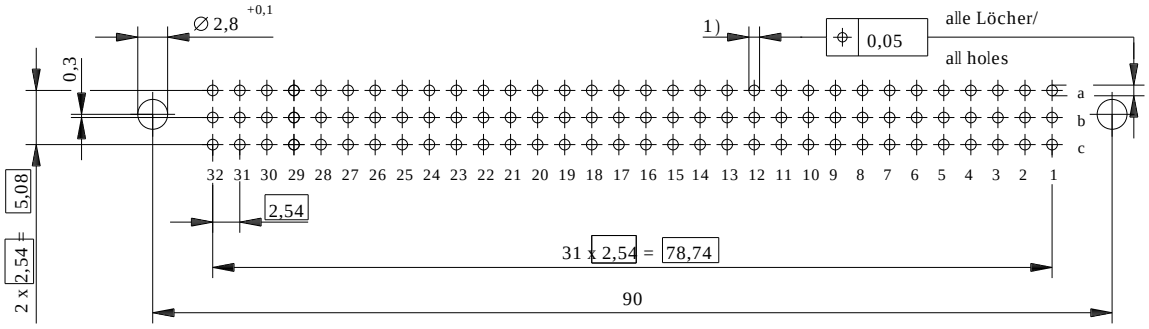

Information:	Tolerances All Dimensions in mm	Scale 2:1	
All rights reserved. Only for information. To insure that this is the latest version of this drawing, please contact one of the ERNI companies before using.	Subject to modification without prior notice. Drawing will not be updated.	Designation Federleiste C 96 EE Fem. Connector C 96 Pressfit	
	ERNI www.ERNI.com	234516	I
Index	Date	H:00057938.SZA	STVC

Consider protection memo from DIN 34

Mouser Electronics

Authorized Distributor

Click to View Pricing, Inventory, Delivery & Lifecycle Information:

TE Connectivity:
234516