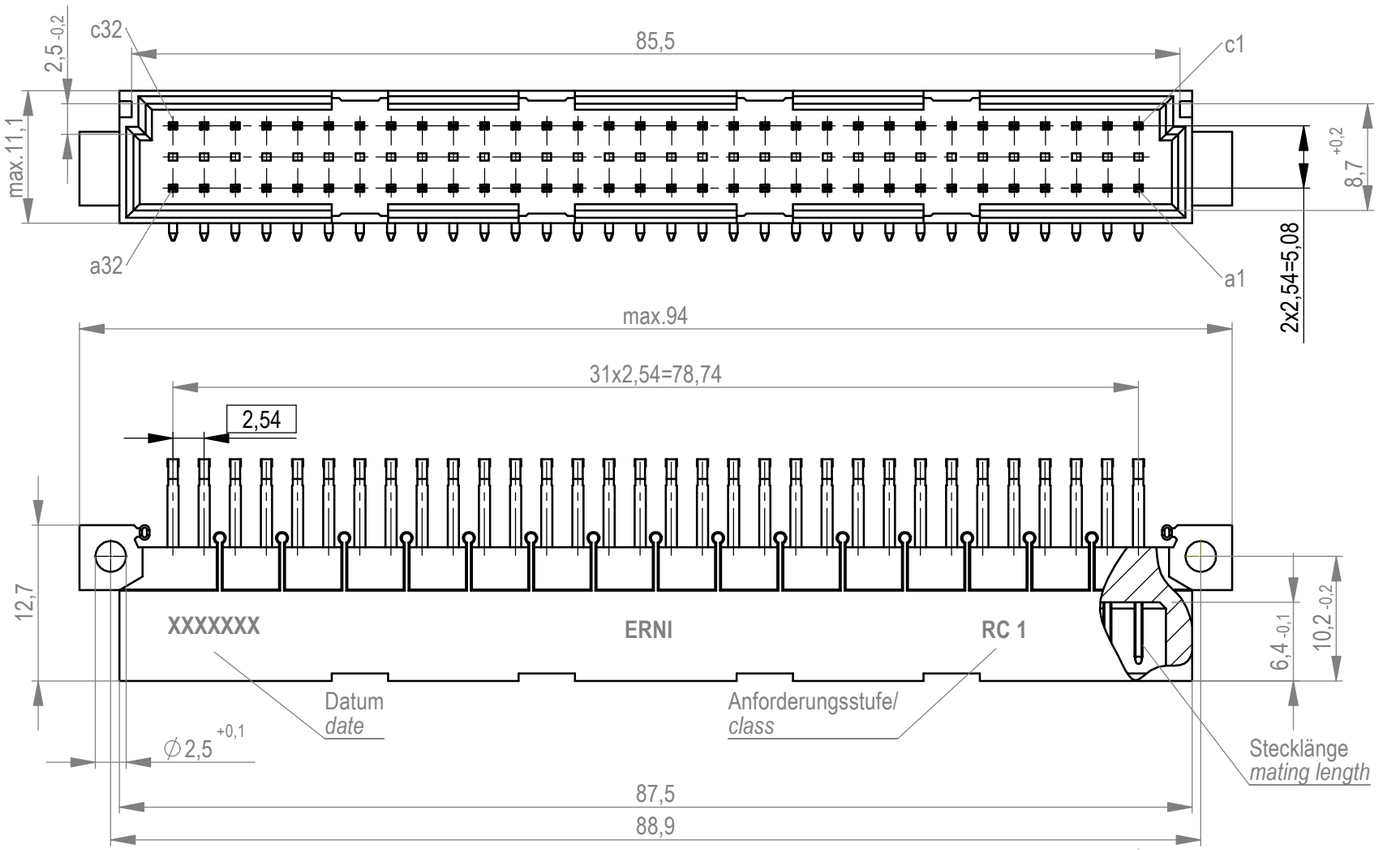

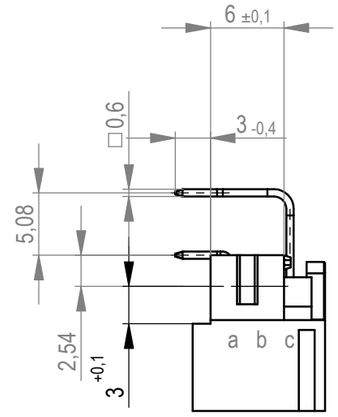

Stecklänge / *mating length*

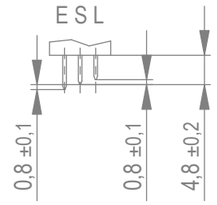

E = *early mate, late break* / voreilend
S = standard
L = *late mate, early break* / nacheilend

Bestückungsplan / *contact layout*

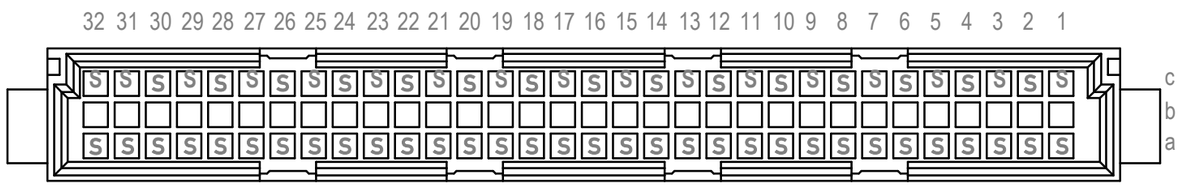

Lötanschluss 0,6x0,6mm / *solder terminal 0,6x0,6mm*
Isolierwerkstoff / housing material : PBT GF 30
Bauart 4 / *type 4*
Anforderungsstufe 1 = 500 Steckzyklen / *performance class 1 = 500 mating cycles*
Fehlende Maße und Angaben nach IEC 60 603-2 / DIN EN 60 603-2
Missing information and dimensions per IEC 60 603-2 / DIN EN 60 603-2

Leiterplatten-Lochbild / *PCB drillhole pattern*

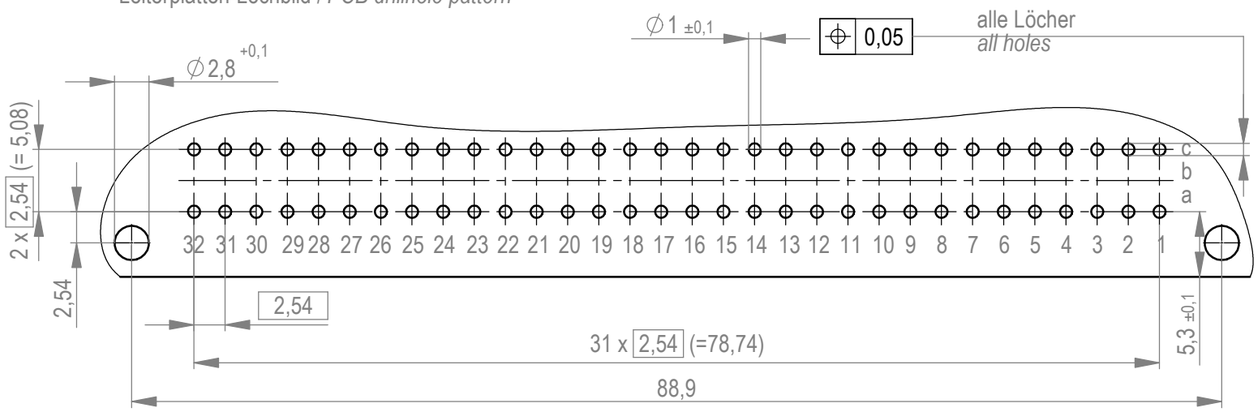

Die deutsche Version dieser Zeichnung dient nur zur Erleichterung der Handhabung. Bei Abweichungen von dem englischen Original gilt das englische Original.
The german version of this drawing has been offered for convenience only and may deviate from the english original.
In case of any deviation the English version shall prevail.

Weitergabe sowie Vervielfältigung dieses Dokuments, Verwertung und Mitteilung seines Inhalts sind verboten, soweit nicht ausdrücklich gestattet. Zuwiderhandlungen verpflichten zu Schadensersatz. Alle Rechte für den Fall der Patent-, Gebrauchsmuster- oder Geschmacksmustereintragung vorbehalten.
The reproduction, distribution and utilization of this document as well as the communication of its contents to others without express authorization is prohibited. Offenders will be held liable for the payment of damages. All rights reserved in the event of the grant of a patent, utility model or design.

Dimension no.	Tolerances ISO 8015	All Dimensions in mm	Scale 2:1
			Material
Customer drawing: This Drawing is a controlled Document.	Subject to modification without prior notice. Drawing will not be updated.		Messerleiste C 64 Löt Male Connector C64 solder
1 / Index	17.03.2023 / Date	TE Connectivity	C-384046 — I — A3
			Class STVC

Mouser Electronics

Authorized Distributor

Click to View Pricing, Inventory, Delivery & Lifecycle Information:

TE Connectivity:

384046 384046-E