



1 - CUT DIMENSION FOR APPLICATOR

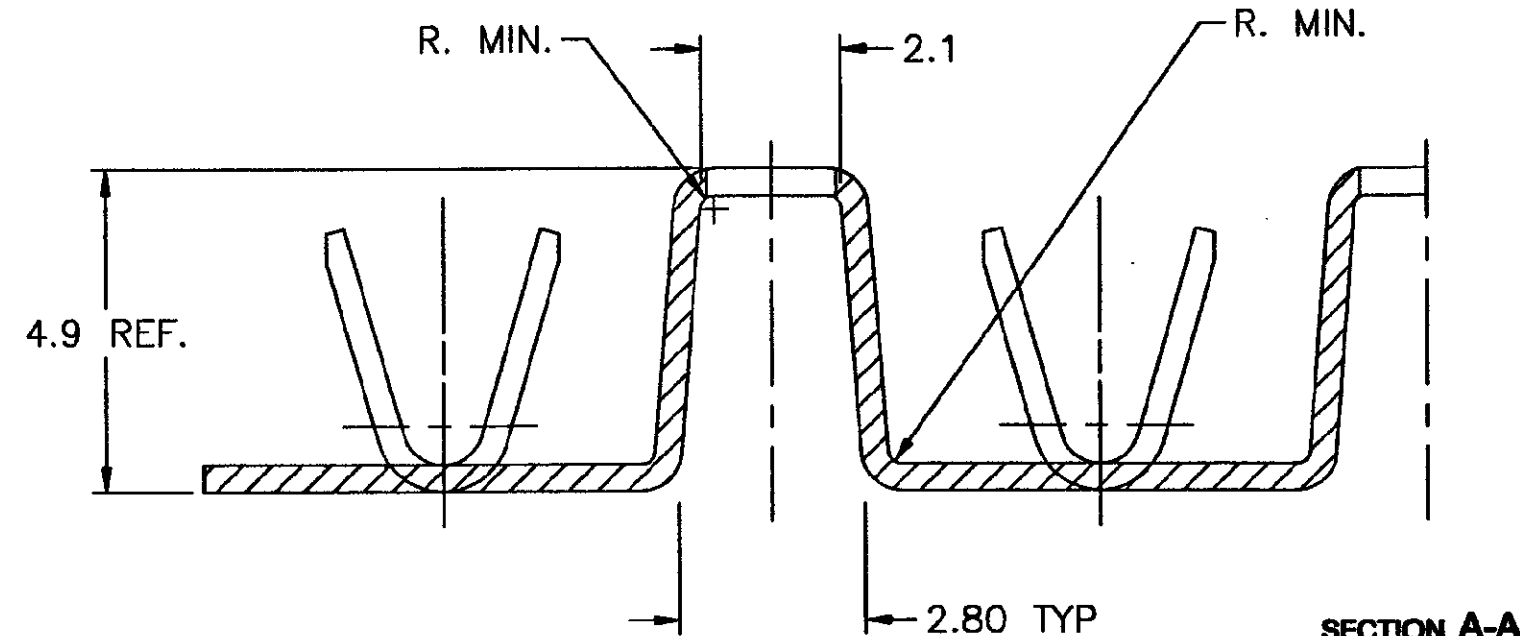
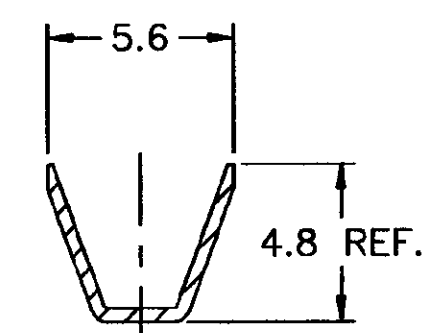
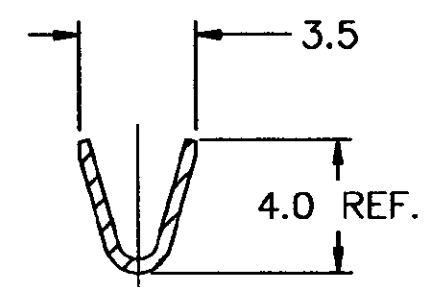
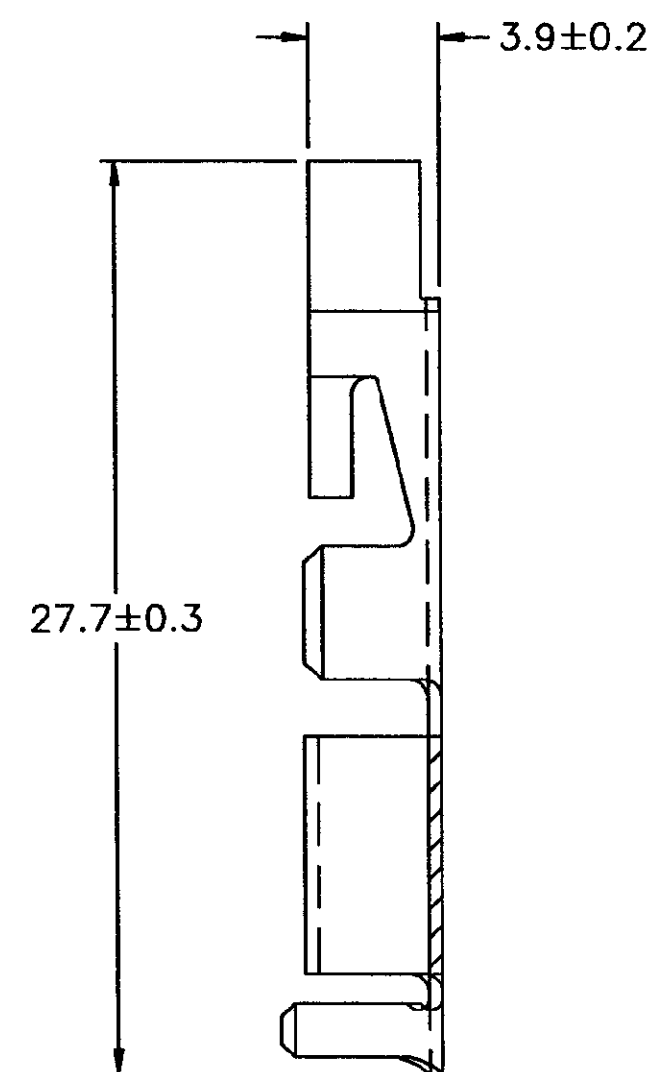
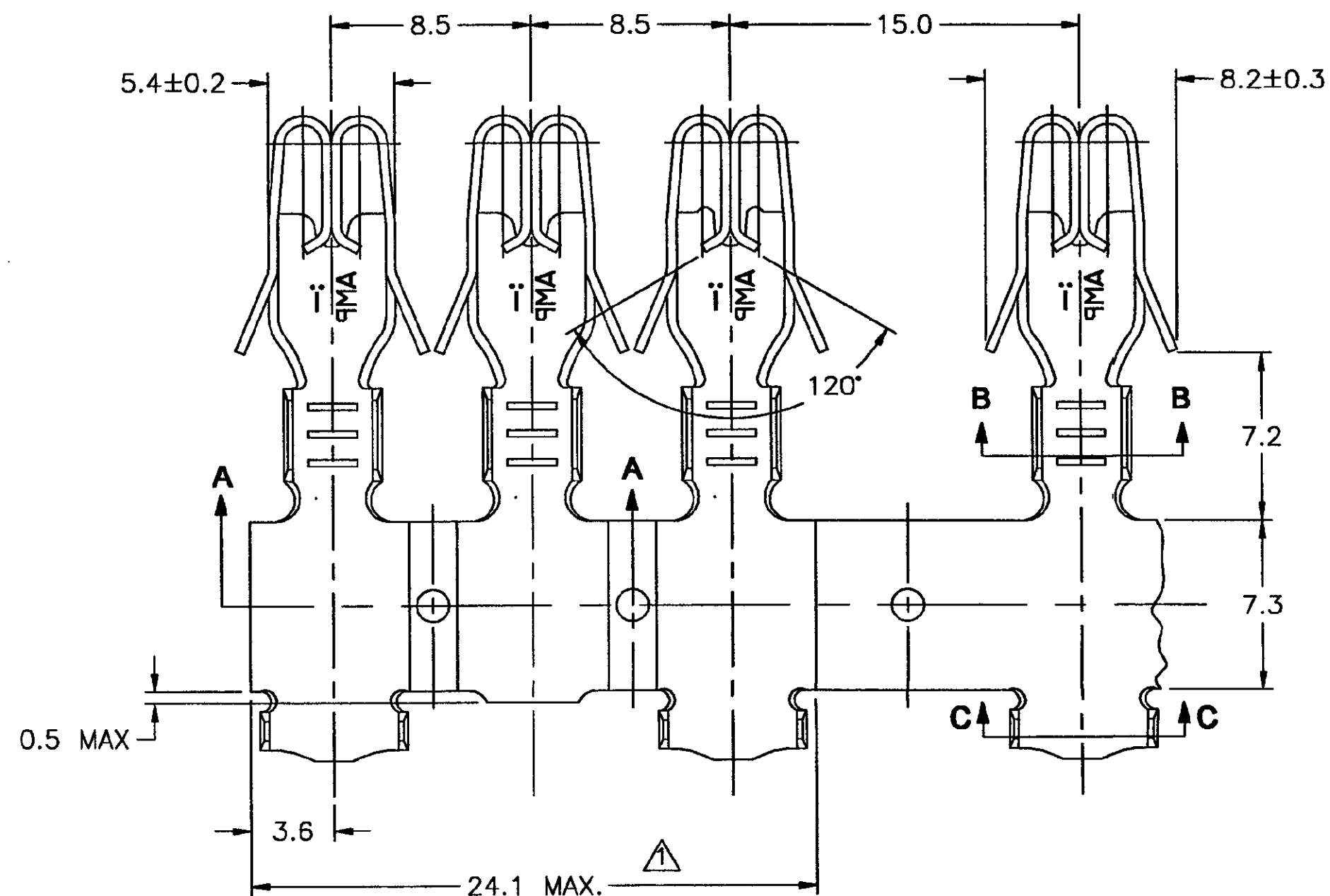


| | | |
|--------------------------|----------|-------------------|
| QUANDO EM VERMELHO | ORIGINAL | WHEN IN RED |
|--------------------------|----------|-------------------|

THIS DRAWING IS UNPUBLISHED.
RELEASED FOR PUBLICATION
BY AMP INCORPORATED. ALL RIGHTS RESERVED.

CAD
DO NOT REVISE
EXCEPT BY CAD

| LOC | | DIST | | REVISIONS | | | |
|-----|----|------|-----|-----------|------------------|--|--|
| P | LN | DATE | OWN | APVD | DESCRIPTION | | |
| — | — | — | — | — | SEE SHEET 1 OF 3 | | |



NOTES:

1 -DIMENSÃO DE CORTE PARA O APLICADOR

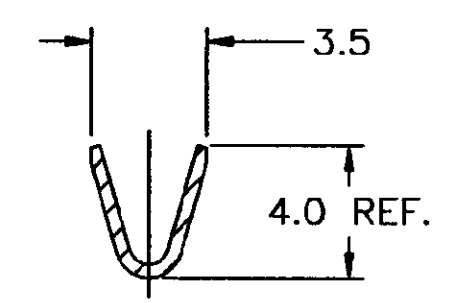
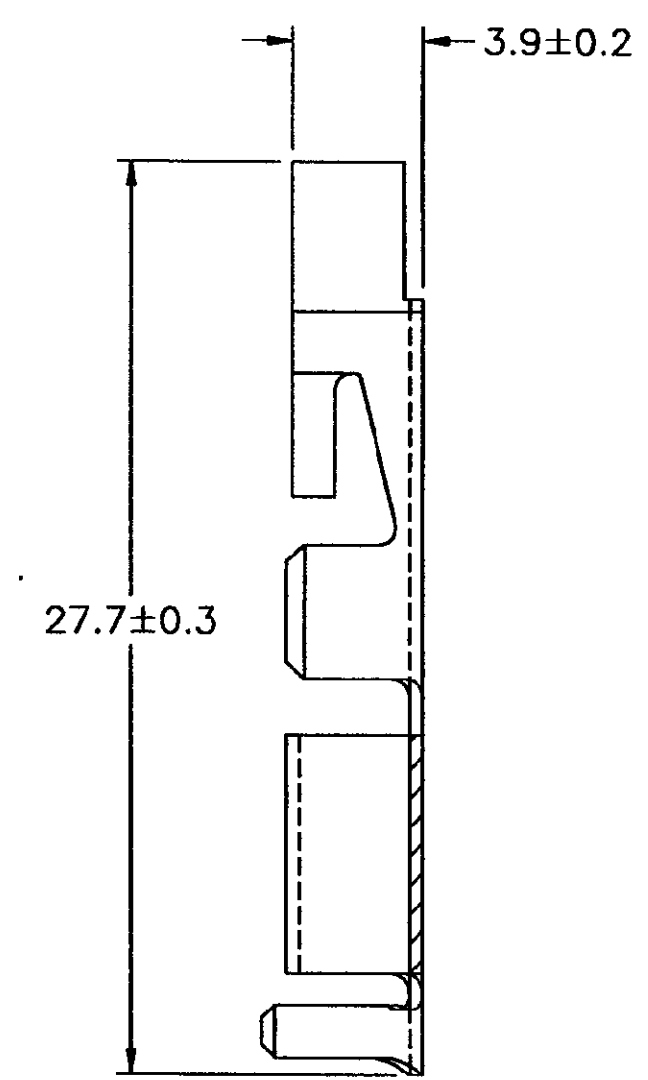
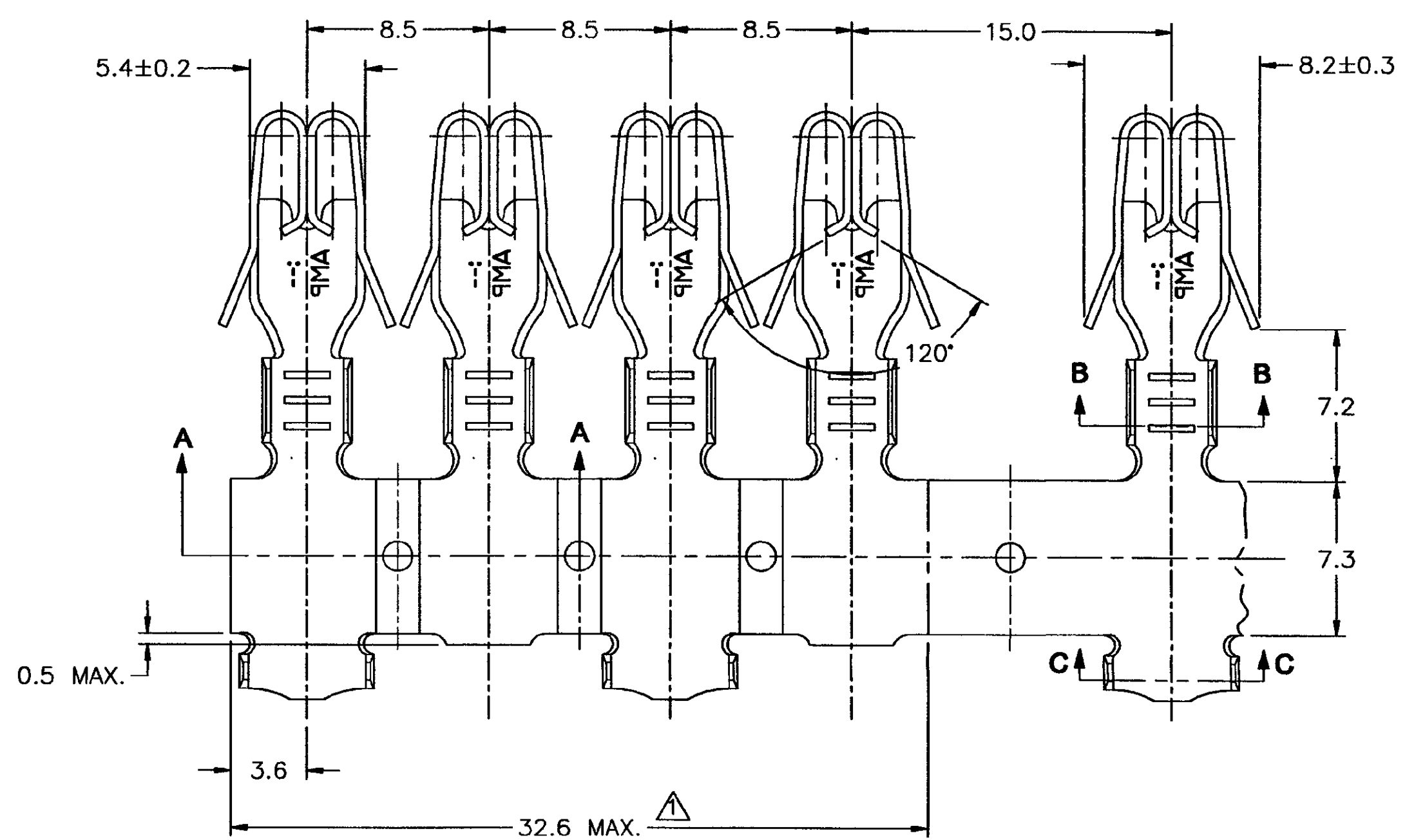
1 -CUT DIMENSION FOR APPLICATOR

| | | | | | |
|--|--------------------------|--|--------------------------|------------------------|------------|
| WIRE RANGE | 1,0 - 2,5mm ² | 3TB-100-101-72-250 | PRE-ESTANHADO/PRE TINNED | LATÃO/BRASS | 3-880490-2 |
| INSUL. RANGE | 3,0 - 4,3mm | OTHER TREATMENT | FINISH | LATÃO/BRASS | 3-880490-1 |
| THIS DRAWING IS A CONTROLLED DOCUMENT. | | F.S. MARTINS | | AMP | |
| DIMENSIONS: | | TOLERANCES UNLESS OTHERWISE SPECIFIED: | | AMP do BRASIL Ltda. | |
| mm | | 0 PLC ± - | | São Paulo - Brasil | |
| 1 PLC ± 0,2 | | 2 PLC ± - | | FUSE CONTACT (BUS-BAR) | |
| 3 PLC ± - | | 4 PLC ± - | | SIZE | |
| ANGLES ± 1° | | FINISH | | CAGE CODE | |
| MATERIAL | | SEE TABLE | | DRAWING NO | |
| SEE TABLE | | SEE TABLE | | A2 00779 C=880490 | |
| CUSTOMER DRAWING | | SCALE | | SHEET | |
| | | 5:1 | | 2 OF 3 | |
| | | | | REV | |
| | | | | E | |

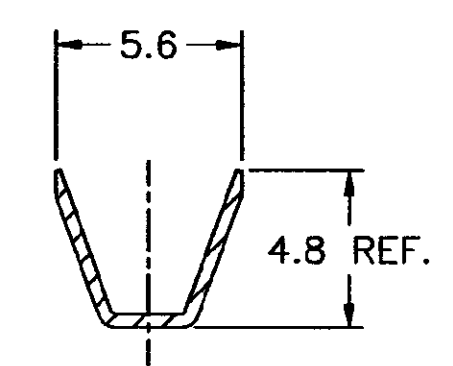
THIS DRAWING IS UNPUBLISHED.
RELEASED FOR PUBLICATION
BY AMP INCORPORATED. ALL RIGHTS RESERVED.

CAD
DO NOT REUSE
EXCEPT BY CAD

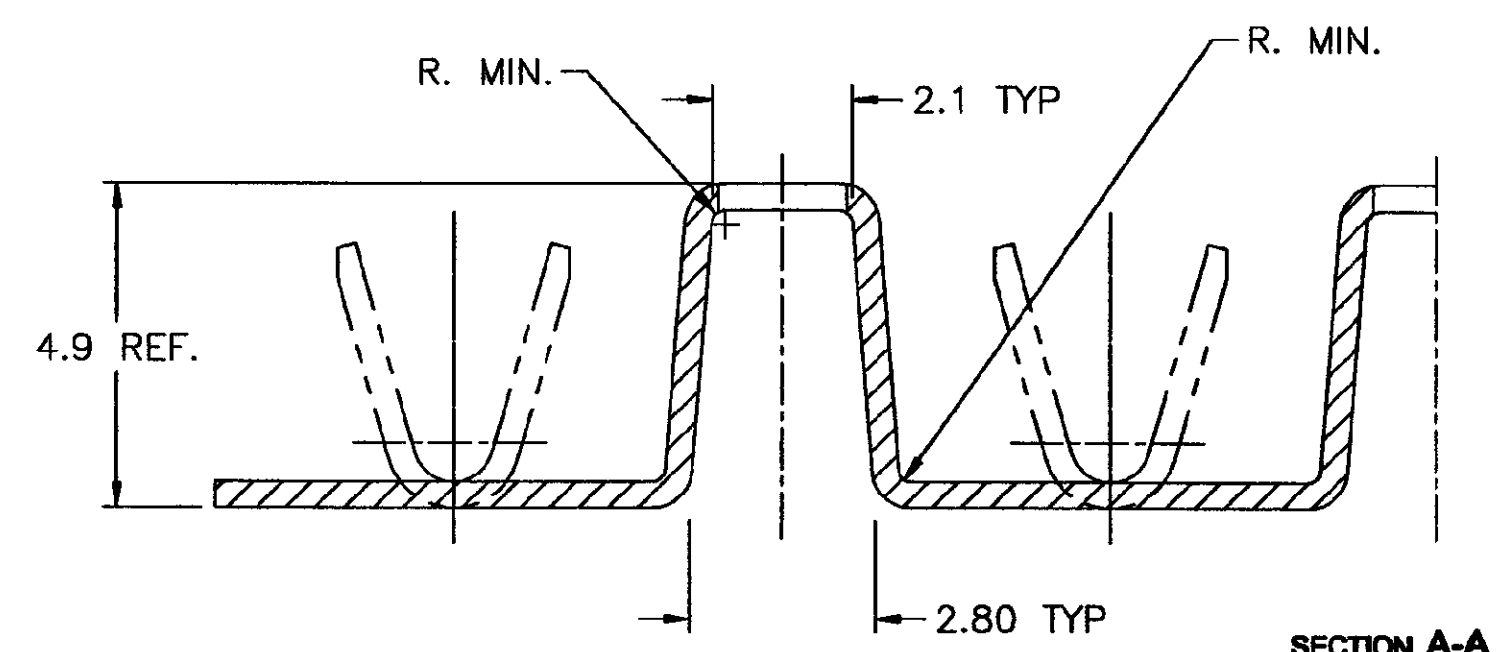
| LOC | | DIST | | REVISIONS | | | |
|-----|-----|------|-----|-----------|------------------|--|--|
| P | LTR | DATE | DWN | APVD | DESCRIPTION | | |
| — | — | — | — | — | SEE SHEET 1 OF 3 | | |



SECTION B-B



SECTION C-C



SECTION A-A

- NOTES:
- △ -DIMENSÃO DE CORTE PARA O APLICADOR
 - △ -CUT DIMENSION FOR APPLICATOR

| | | | | | |
|--|--------------------------|--|--------------------------|------------------------|------------|
| WIRE RANGE | 1,0 - 2,5mm ² | 4TB-100-101-72-250 | PRE-ESTANHADO/PRE TINNED | LATÃO/BRASS | 4-880490-2 |
| INSUL. RANGE | 3,0 - 4,3mm | OTHER TREATMENT | FINISH | LATÃO/BRASS | 4-880490-1 |
| THIS DRAWING IS A CONTROLLED DOCUMENT. | | F.S. MARTINS | | AMP | |
| DIMENSIONS: | | TOLERANCES UNLESS OTHERWISE SPECIFIED: | | AMP do BRASIL Ltda. | |
| MM | | 0 PLC ± - | | São Paulo - Brasil | |
| 1 PLC ± 0,2 | | 2 PLC ± - | | FUSE CONTACT (BUS-BAR) | |
| 3 PLC ± - | | 4 PLC ± - | | — | |
| ANGLES | | FINISH | | — | |
| MATERIAL | | WEIGHT | | — | |
| SEE TABLE | | SEE TABLE | | — | |
| CUSTOMER DRAWING | | SCALE | | 5:1 | |
| — | | SHEET | | 3 OF 3 | |
| — | | REV | | E | |

880490
ORIGINAL
JUAN DO CARVALHO

Mouser Electronics

Authorized Distributor

Click to View Pricing, Inventory, Delivery & Lifecycle Information:

[TE Connectivity:](#)

[3-880490-2](#)