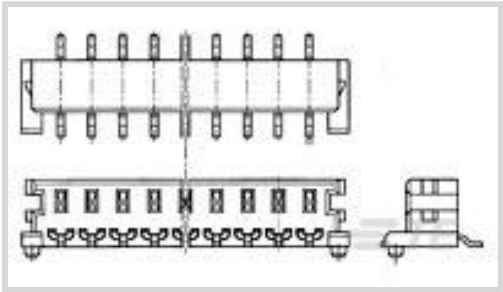




Connectors > PCB Connectors > Wire-to-Board Connectors > Wire-to-Board Headers & Receptacles



PCB Connector Assembly Type: **PCB Mount Header**

PCB Mount Orientation: **Right Angle**

Connector System: **Wire-to-Board**

Number of Positions: **11**

Centerline (Pitch): **1.5 mm [.059 in]**

Features

Product Type Features

PCB Connector Assembly Type	PCB Mount Header
Connector System	Wire-to-Board
Sealable	No
Connector & Contact Terminates To	Printed Circuit Board

Configuration Features

PCB Mount Orientation	Right Angle
Number of Positions	11
Number of Rows	1

Electrical Characteristics

Operating Voltage	10 VAC
-------------------	--------

Contact Features

Contact Layout	Inline
Contact Retention Within Housing	Without
Contact Base Material	Phosphor Bronze
Contact Mating Area Plating Material	Gold
Contact Mating Area Plating Material Thickness	2 µm[78.7 µin]
Contact Type	Socket
Contact Current Rating (Max)	1 A



Termination Features

Rectangular Termination Post & Tail Thickness	.35 mm[.014 in]
Rectangular Termination Post & Tail Width	.2 mm[.008 in]
Termination Method to Printed Circuit Board	Surface Mount

Mechanical Attachment

Strain Relief	Without
PCB Mount Alignment	Without
Mating Retention	With
PCB Mount Retention	Without
Connector Mounting Type	Board Mount

Housing Features

Centerline (Pitch)	1.5 mm[.059 in]
Housing Color	Black
Housing Material	Nylon 9T

Dimensions

Connector Height	3.25 mm[.127 in]
------------------	------------------

Usage Conditions

Operating Temperature Range	-40 – 105 °C[-40 – 221 °F]
-----------------------------	----------------------------

Operation/Application

Circuit Application	Signal
---------------------	--------

Industry Standards

UL Flammability Rating	UL 94V-0
------------------------	----------

Packaging Features

Packaging Quantity	1500
Packaging Method	SMT Pocket Tape

Product Compliance

For compliance documentation, visit the product page on TE.com>

EU RoHS Directive 2011/65/EU	Compliant
EU ELV Directive 2000/53/EC	Not Yet Reviewed
China RoHS 2 Directive MIIT Order No 32, 2016	No Restricted Materials Above Threshold
EU REACH Regulation (EC) No. 1907/2006	



Current ECHA Candidate List: JAN 2021
(211)
Candidate List Declared Against: JUN 2020
(209)
SVHC > Threshold:
Not Yet Reviewed

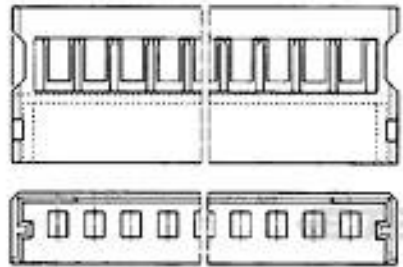
Halogen Content	Low Halogen - Br, Cl, F, I < 900 ppm per homogenous material. Also BFR/CFR/PVC Free
-----------------	---

Solder Process Capability	Reflow solder capable to 245°C
---------------------------	--------------------------------

Product Compliance Disclaimer

This information is provided based on reasonable inquiry of our suppliers and represents our current actual knowledge based on the information they provided. This information is subject to change. The part numbers that TE has identified as EU RoHS compliant have a maximum concentration of 0.1% by weight in homogenous materials for lead, hexavalent chromium, mercury, PBB, PBDE, DBP, BBP, DEHP, DIBP, and 0.01% for cadmium, or qualify for an exemption to these limits as defined in the Annexes of Directive 2011/65/EU (RoHS2). Finished electrical and electronic equipment products will be CE marked as required by Directive 2011/65/EU. Components may not be CE marked. Additionally, the part numbers that TE has identified as EU ELV compliant have a maximum concentration of 0.1% by weight in homogenous materials for lead, hexavalent chromium, and mercury, and 0.01% for cadmium, or qualify for an exemption to these limits as defined in the Annexes of Directive 2000/53/EC (ELV). Regarding the REACH Regulation, the information TE provides on SVHC in articles for this part number is based on the latest European Chemicals Agency (ECHA) 'Guidance on requirements for substances in articles' posted at this URL: <https://echa.europa.eu/guidance-documents/guidance-on-reach>

Compatible Parts



TE Part # 1-917572-1
1.5 B-T-W PLUG HSG 11P BLACK

Customers Also Bought



TE Part #6-917570-7
1.5 B-T-W HDR ASSY 7P W/O BOSS



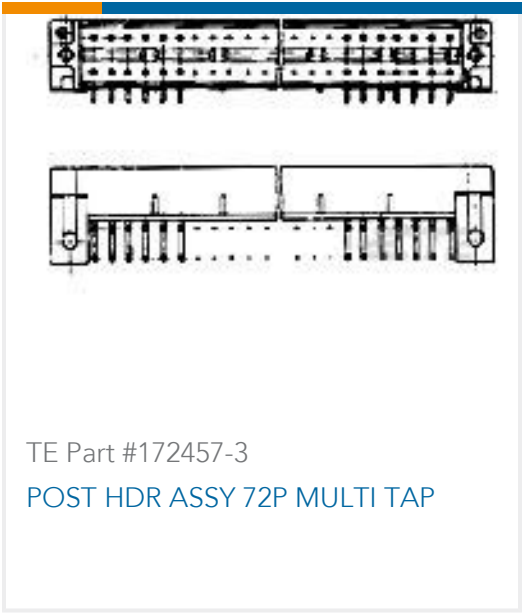
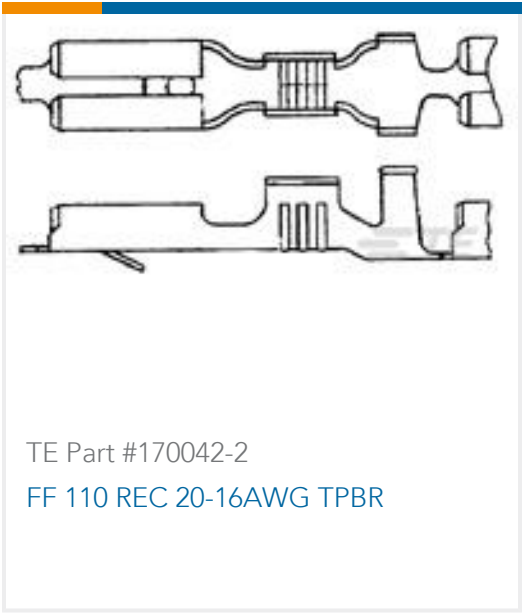
TE Part #1318182-2
DYNAMIC D3500 DUMMY HSG



TE Part #1376962-1
FAN MOTOR CONN HDR ASSY T/E



TE Part #1376963-1
FAN MOTOR CONN REC ASSY B/E



Documents

Product Drawings

1.5 WTB HDR ASSY 11P AU-TYPE

Japanese

CAD Files

3D PDF

3D

Customer View Model

ENG_CVM_CVM_9-917570-1_J.2d_dxf.zip

English

Customer View Model

ENG_CVM_CVM_9-917570-1_J.3d_igs.zip

English

Customer View Model

ENG_CVM_CVM_9-917570-1_J.3d_stp.zip

English

By downloading the CAD file I accept and agree to the [Terms and Conditions](#) of use.

Product Specifications

Product Specification

English

Mouser Electronics

Authorized Distributor

Click to View Pricing, Inventory, Delivery & Lifecycle Information:

[TE Connectivity:](#)

[9-917570-1](#)