




Relays, Contactors & Switches > Relays > Power Relays



Power Relay Type: **Industrial Panel Plug-In**
Coil Magnetic System: **Monostable, DC**
Coil Power Rating Class: **600 – 800 mW**
Coil Power Rating DC: **759 mW**
Coil Resistance: **777 Ω**

Features

Product Type Features

Power Relay Type	Industrial Panel Plug-In
------------------	--------------------------

Electrical Characteristics

Insulation Initial Dielectric Between Contacts & Coil	1200 Vrms
Insulation Initial Dielectric Between Open Contacts	1200 Vrms
Contact Limiting Making Current	24 A
Contact Limiting Short-Time Current	300 A
Insulation Creepage Class	3 – 5.5 mm
Insulation Initial Dielectric Between Adjacent Contacts	2500 Vrms
Insulation Creepage Between Contact & Coil	4 mm[.157 in]
Contact Limiting Breaking Current	12 A
Coil Magnetic System	Monostable, DC
Coil Power Rating Class	600 – 800 mW
Coil Power Rating DC	759 mW
Coil Resistance	777 Ω
Coil Special Features	Electrical Indicator, LED, UL Coil Insulation Class F
Coil Voltage Rating	24 VDC
Contact Switching Load (Min)	10mA @ 12V



Contact Switching Voltage (Max)	400 VAC
Contact Voltage Rating	240 VAC

Body Features

Insulation Special Features	5000V Initial Surge Withstand Voltage between Contacts & Coil
Product Weight	30 g[1.058 oz]

Contact Features

Contact Arrangement	2 Form C (2 CO)
Contact Current Class	10 – 20 A
Contact Current Rating (Max)	12 A
Contact Material	AgNi90/10
Contact Number of Poles	2
Terminal Type	Plug-In, Solder

Mechanical Attachment

Relay Mounting Type	Socket
---------------------	--------

Dimensions

Length Class (Mechanical)	25 – 30 mm
Dimensions (L x W x H) (Approximate)	28 x 22.5 x 29 mm[1.102 x .886 x 1.142 in]
Insulation Clearance Class	2.5 – 4 mm
Height Class (Mechanical)	25 – 30 mm
Insulation Clearance Between Contact & Coil	3 mm
Width Class (Mechanical)	20 – 25 mm
Product Width	22.5 mm[.886 in]
Product Length	28 mm[1.102 in]
Product Height	29 mm[1.142 in]

Usage Conditions

Environmental Ambient Temperature (Max)	70 °C[158 °F]
Operating Temperature Range	-40 – 70 °C

Packaging Features

Packaging Method	Carton & Tube
------------------	---------------

Product Compliance

For compliance documentation, visit the product page on [TE.com](#)>



EU RoHS Directive 2011/65/EU	Compliant
EU ELV Directive 2000/53/EC	Compliant
China RoHS 2 Directive MIIT Order No 32, 2016	No Restricted Materials Above Threshold
EU REACH Regulation (EC) No. 1907/2006	Current ECHA Candidate List: JAN 2021 (211) Candidate List Declared Against: JAN 2017 (173) SVHC > Threshold: Not Yet Reviewed
Halogen Content	Not Low Halogen - contains Br or Cl > 900 ppm.
Solder Process Capability	Hand solderable with lead free solder

Product Compliance Disclaimer

This information is provided based on reasonable inquiry of our suppliers and represents our current actual knowledge based on the information they provided. This information is subject to change. The part numbers that TE has identified as EU RoHS compliant have a maximum concentration of 0.1% by weight in homogenous materials for lead, hexavalent chromium, mercury, PBB, PBDE, DBP, BBP, DEHP, DIBP, and 0.01% for cadmium, or qualify for an exemption to these limits as defined in the Annexes of Directive 2011/65/EU (RoHS2). Finished electrical and electronic equipment products will be CE marked as required by Directive 2011/65/EU. Components may not be CE marked. Additionally, the part numbers that TE has identified as EU ELV compliant have a maximum concentration of 0.1% by weight in homogenous materials for lead, hexavalent chromium, and mercury, and 0.01% for cadmium, or qualify for an exemption to these limits as defined in the Annexes of Directive 2000/53/EC (ELV). Regarding the REACH Regulations, TE’s information on SVHC in articles for this part number is still based on the European Chemical Agency (ECHA) ‘Guidance on requirements for substances in articles’(Version: 2, April 2011), applying the 0.1% weight on weight concentration threshold at the finished product level. TE is aware of the European Court of Justice ruling of September 10th, 2015 also known as O5A (Once An Article Always An Article) stating that, in case of ‘complex object’, the threshold for a SVHC must be applied to both the product as a whole and simultaneously to each of the articles forming part of its composition. TE has evaluated this ruling based on the new ECHA “Guidance on requirements for substances in articles” (June 2017, version 4.0) and will be updating its statements accordingly.

Compatible Parts



TE Part # 1-1415526-1
PT78742



TE Part # 1860000-1
PT7874P



TE Part # 4-1415033-1
PT78740



TE Part # 3-1415043-1
PT78604



TE Part # 4-1415043-1
[PT78600](#)



TE Part # 5-1415034-1
[PT78741](#)



TE Part # 5-1415043-1
[PT78602](#)



TE Part # 1860100-1
[PT7872P](#)



TE Part # 1415526-1
[PT78722](#)



TE Part # 1393162-5
[PT78603](#)



TE Part # 6-1415034-1
[PT78720](#)




TE Part # 9-1415071-1
[PT78730](#)



TE Part # 6-1415043-1
[PT78601](#)

Also in the Series | [SCHRACK Miniature Relay PT](#)

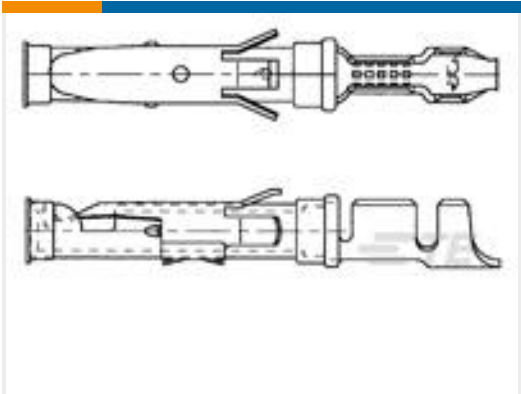


[Power Relays\(154\)](#)

Customers Also Bought



TE Part #178303-5
[6-P POST HDR D-3100D HORZ](#)



TE Part #163084-2
[062 SOC.ASS. TYP3+](#)



TE Part #1-1734260-5
[AMP HPI 1.25MM HEADERS](#)



TE Part #1-66507-0
[PIN CONTACT, 20 DF](#)



TE Part #1469081-1
HMZD 3PR, RECEPTACLE ASSEMBLY



TE Part #176278-9
UNIV POWER PLUG HSG 12P F/H



TE Part #1415526-1
PT78722



TE Part #T2040242201-000
HE-024-F



TE Part #1437538-3
828-AG10D=SOCKET ASSY

Documents

CAD Files

3D PDF

3D

Customer View Model

ENG_CVM_CVM_9-1415001-1_O.2d_dxf.zip

English

Customer View Model

ENG_CVM_CVM_9-1415001-1_O.3d_igs.zip

English

Customer View Model

ENG_CVM_CVM_9-1415001-1_O.3d_stp.zip

English

By downloading the CAD file I accept and agree to the [Terms and Conditions](#) of use.

Datasheets & Catalog Pages

Miniature Relay PT

English

Industrial Relays Quick Reference Guide

English

Industrial Relays Quick Reference Guide

Japanese

Industrial Relays Quick Reference Guide

Product Specifications

Definitions, Handling, Processing, Testing and Use of Relays

English



[Agency Approvals](#)

[VDE Certificate](#)

English

Mouser Electronics

Authorized Distributor

Click to View Pricing, Inventory, Delivery & Lifecycle Information:

[TE Connectivity:](#)

[9-1415001-1](#)