



Relays, Contactors & Switches > Relays > Power Relays



Power Relay Type: **Standard**

Coil Magnetic System: **Monostable, DC**

Coil Power Rating Class: **200 – 300 mW**

Coil Power Rating DC: **218 mW**

Coil Resistance: **165 Ω**

Features

Product Type Features

Power Relay Type	Standard
------------------	----------

Electrical Characteristics

Insulation Initial Dielectric Between Coil & Contact Class	3500 – 4000 V
Insulation Initial Dielectric Between Contacts & Coil	1000 V
Contact Limiting Making Current	10 A
Contact Limiting Short-Time Current	8 A
Insulation Creepage Class	5.5 – 8 mm
Contact Limiting Continuous Current	8 A
Insulation Creepage Between Contact & Coil	8 mm[.315 in]
Contact Limiting Breaking Current	8 A
Coil Magnetic System	Monostable, DC
Coil Power Rating Class	200 – 300 mW
Coil Power Rating DC	218 mW
Coil Resistance	165 Ω
Coil Special Features	UL Coil Insulation Class A
Coil Voltage Rating	6 VDC
Contact Switching Load (Min)	100mA @ 12V
Contact Switching Voltage (Max)	400 VAC
Contact Voltage Rating	250 VAC



Body Features

Product Weight	11 g[.388 oz]
----------------	---------------

Contact Features

Contact Arrangement	1 Form C (CO)
Contact Current Class	5 – 10 A, 16 A
Contact Current Rating (Max)	8 A
Contact Material	AgSnO2
Contact Number of Poles	1
Terminal Type	PCB-THT

Mechanical Attachment

Relay Mounting Type	Printed Circuit Board
---------------------	-----------------------

Dimensions

Length Class (Mechanical)	25 – 30 mm
Width Class (Mechanical)	8 – 10 mm
Product Width	10 mm[.394 in]
Product Length	30 mm

Usage Conditions

Environmental Ambient Temperature Class	70 – 85 °C
Environmental Ambient Temperature (Max)	85 °C[185 °F]

Packaging Features

Packaging Method	Tube
------------------	------

Product Compliance

For compliance documentation, visit the product page on TE.com>

EU RoHS Directive 2011/65/EU	Compliant
EU ELV Directive 2000/53/EC	Compliant
China RoHS 2 Directive MIIT Order No 32, 2016	No Restricted Materials Above Threshold
EU REACH Regulation (EC) No. 1907/2006	Current ECHA Candidate List: JAN 2021 (211) Candidate List Declared Against: JAN 2021 (211) Does not contain REACH SVHC
Halogen Content	Not Low Halogen - contains Br or Cl > 900 ppm.



Solder Process Capability

Wave solder capable to 260°C

Product Compliance Disclaimer

This information is provided based on reasonable inquiry of our suppliers and represents our current actual knowledge based on the information they provided. This information is subject to change. The part numbers that TE has identified as EU RoHS compliant have a maximum concentration of 0.1% by weight in homogenous materials for lead, hexavalent chromium, mercury, PBB, PBDE, DBP, BBP, DEHP, DIBP, and 0.01% for cadmium, or qualify for an exemption to these limits as defined in the Annexes of Directive 2011/65/EU (RoHS2). Finished electrical and electronic equipment products will be CE marked as required by Directive 2011/65/EU. Components may not be CE marked. Additionally, the part numbers that TE has identified as EU ELV compliant have a maximum concentration of 0.1% by weight in homogenous materials for lead, hexavalent chromium, and mercury, and 0.01% for cadmium, or qualify for an exemption to these limits as defined in the Annexes of Directive 2000/53/EC (ELV). Regarding the REACH Regulation, the information TE provides on SVHC in articles for this part number is based on the latest European Chemicals Agency (ECHA) 'Guidance on requirements for substances in articles' posted at this URL: <https://echa.europa.eu/guidance-documents/guidance-on-reach>

Compatible Parts




TE Part # 7-1393222-4  
V23061B1002A501=MINISTARKSTROM




TE Part # 8-1393222-8  
V23061B1004A501=MINISTARKSTROM


Customers Also Bought




TE Part #1-1393793-6  
V23105A5501A201




TE Part #1-1625885-4  
1W SM M/OX 5% 10R




TE Part #1-1393243-8  
RTE24730




TE Part #1-1393223-4  
V23061B1006A501=MINISTARKSTROM




TE Part #1-1393239-3  
RT114024



TE Part #1-1649326-3  
RT114012



TE Part #1-1649326-0  
RT114005



TE Part #1-1546119-9  
3PCR-19-006=3PCR ASSY



Documents

CAD Files

3D PDF

3D

Customer View Model

ENG\_CVM\_CVM\_8-1393222-1\_A.2d\_dxf.zip

English

Customer View Model

ENG\_CVM\_CVM\_8-1393222-1\_A.3d\_igs.zip

English

Customer View Model

ENG\_CVM\_CVM\_8-1393222-1\_A.3d\_stp.zip

English

By downloading the CAD file I accept and agree to the [Terms and Conditions](#) of use.

Datasheets & Catalog Pages

Miniature Power PCB Relay MSR

English

Industrial Relays Quick Reference Guide

English

Industrial Relays Quick Reference Guide

Japanese

Industrial Relays Quick Reference Guide

Product Specifications

Definitions, Handling, Processing, Testing and Use of Relays

English

Product Environmental Compliance

TE Material Declaration

English

# Mouser Electronics

Authorized Distributor

Click to View Pricing, Inventory, Delivery & Lifecycle Information:

[TE Connectivity:](#)

[8-1393222-1](#)