



Relays, Contactors & Switches > Relays > Power Relays



Power Relay Type: **Industrial Panel Plug-In**
Coil Magnetic System: **Monostable, DC**
Coil Power Rating Class: **600 – 800 mW**
Coil Power Rating DC: **750 mW**
Coil Resistance: **16133 Ω**

Features

Product Type Features

Power Relay Type	Industrial Panel Plug-In
------------------	--------------------------

Electrical Characteristics

Insulation Initial Dielectric Between Contacts & Coil	1200 Vrms
Insulation Initial Dielectric Between Open Contacts	1200 Vrms
Contact Limiting Making Current	20 A
Contact Limiting Short-Time Current	300 A
Insulation Creepage Class	3 – 5.5 mm
Insulation Initial Dielectric Between Adjacent Contacts	2500 Vrms
Insulation Creepage Between Contact & Coil	4 mm[.157 in]
Contact Limiting Breaking Current	10 A
Coil Magnetic System	Monostable, DC
Coil Power Rating Class	600 – 800 mW
Coil Power Rating DC	750 mW
Coil Resistance	16133 Ω
Coil Special Features	UL Coil Insulation Class F
Coil Voltage Rating	110 VDC
Contact Switching Load (Min)	10mA @ 12V
Contact Switching Voltage (Max)	400 VAC



Contact Voltage Rating	240 VAC
------------------------	---------

Body Features

Insulation Special Features	5000V Initial Surge Withstand Voltage between Contacts & Coil
Product Weight	30 g[1.058 oz]

Contact Features

Contact Arrangement	3 Form C (3 CO)
Contact Current Class	5 – 10 A, 10 – 20 A
Contact Current Rating (Max)	10 A
Contact Material	AgNi90/10
Contact Number of Poles	3
Terminal Type	PCB-THT

Mechanical Attachment

Relay Mounting Type	Printed Circuit Board
---------------------	-----------------------

Dimensions

Length Class (Mechanical)	25 – 30 mm
Dimensions (L x W x H) (Approximate)	28 x 22.5 x 30 mm[1.102 x .886 x 1.181 in]
Insulation Clearance Class	2.5 – 4 mm
Height Class (Mechanical)	25 – 30 mm
Insulation Clearance Between Contact & Coil	3 mm
Width Class (Mechanical)	20 – 25 mm
Product Width	22.5 mm[.886 in]
Product Length	28 mm[1.102 in]
Product Height	30 mm[1.18 in]

Usage Conditions

Environmental Ambient Temperature (Max)	70 °C[158 °F]
Operating Temperature Range	-40 – 70 °C

Packaging Features

Packaging Method	Carton & Tube
------------------	---------------

Product Compliance

[For compliance documentation, visit the product page on TE.com>](#)



EU RoHS Directive 2011/65/EU	Compliant
EU ELV Directive 2000/53/EC	Compliant
China RoHS 2 Directive MIIT Order No 32, 2016	No Restricted Materials Above Threshold
EU REACH Regulation (EC) No. 1907/2006	Current ECHA Candidate List: JAN 2021 (211) Candidate List Declared Against: JAN 2021 (211) Does not contain REACH SVHC
Halogen Content	Not Low Halogen - contains Br or Cl > 900 ppm.
Solder Process Capability	Wave solder capable to 265°C

Product Compliance Disclaimer

This information is provided based on reasonable inquiry of our suppliers and represents our current actual knowledge based on the information they provided. This information is subject to change. The part numbers that TE has identified as EU RoHS compliant have a maximum concentration of 0.1% by weight in homogenous materials for lead, hexavalent chromium, mercury, PBB, PBDE, DBP, BBP, DEHP, DIBP, and 0.01% for cadmium, or qualify for an exemption to these limits as defined in the Annexes of Directive 2011/65/EU (RoHS2). Finished electrical and electronic equipment products will be CE marked as required by Directive 2011/65/EU. Components may not be CE marked. Additionally, the part numbers that TE has identified as EU ELV compliant have a maximum concentration of 0.1% by weight in homogenous materials for lead, hexavalent chromium, and mercury, and 0.01% for cadmium, or qualify for an exemption to these limits as defined in the Annexes of Directive 2000/53/EC (ELV). Regarding the REACH Regulation, the information TE provides on SVHC in articles for this part number is based on the latest European Chemicals Agency (ECHA) ‘Guidance on requirements for substances in articles’ posted at this URL: <https://echa.europa.eu/guidance-documents/guidance-on-reach>

Compatible Parts



TE Part # 7-1419111-1

[PT371024](#)


Also in the Series | SCHRACK Miniature Relay PT




[Power Relays\(154\)](#)




Customers Also Bought




TE Part #DTT-20-03
CRIMP TOOL




TE Part #1011-232-0305
BKSHL, 3P, BLK, PLG, RA, NW6/7.5/8.5 /10




TE Part #2-1564532-1
15POS, MIXED,TAB HSG,ASSY




TE Part #K1007153
Toggle Switch 08-1-1-13




TE Part #YHDP26-24-35PEL017
PLG, 35P, BLK, E, RNG, 16/20, P




TE Part #834936-000
MWTM-10/3-100/S(S100)




TE Part #2-2176245-2
CRGS1206 5% 56R



TE Part #K1002956
Toggle Switch 08-4-1-13



TE Part #160668-6
TERMINAL



TE Part #HDP24-24-16SE-L015
REC, 16P, BLK, E, THD, 12, S

Documents

CAD Files

3D PDF

3D

Customer View Model

ENG_CVM_CVM_7-1419111-2_99.2d_dxf.zip

English

Customer View Model

ENG_CVM_CVM_7-1419111-2_99.3d_igs.zip

English

Customer View Model

ENG_CVM_CVM_7-1419111-2_99.3d_stp.zip

English

By downloading the CAD file I accept and agree to the [Terms and Conditions](#) of use.

Datasheets & Catalog Pages

Miniature Relay PT

English



Product Specifications

Definitions, Handling, Processing, Testing and Use of Relays

English

Agency Approvals

VDE Certificate

English

Mouser Electronics

Authorized Distributor

Click to View Pricing, Inventory, Delivery & Lifecycle Information:

[TE Connectivity:](#)

[7-1419111-2](#)