



Relays, Contactors & Switches > Relays > Signal Relays > Signal Relay: Low profile, Monostable DC



Contact Voltage Rating: **250 VAC**

Signal Relay Coil Power Rating (DC): **789 mW**

Signal Relay Mounting Type: **Printed Circuit Board, Socket**

Signal Relay Terminal Type: **PCB-THT, Solder**

[All Signal Relay: Low profile, Monostable DC \(33\)](#)

Features

Product Type Features

Relay Type	Card SN Relay V23030
Relay Style	Card SN
Product Type	Relay

Electrical Characteristics

Coil Power Rating Class	600 – 800 mW
Actuating System	DC
Input Voltage	250 VDC
Insulation Initial Dielectric Between Open Contacts	1000 Vrms
Contact Limiting Short-Time Current	1 A
Insulation Initial Dielectric Between Contacts and Coil	1000 Vrms
Insulation Initial Dielectric Between Coil/Contact Class	500 – 1000 V
Power Consumption	800 mW
Insulation Initial Resistance	1000 MΩ
Contact Limiting Making Current	3 A
Coil Resistance	730 Ω
Contact Limiting Continuous Current	2 A
Coil Type	Monostable
Contact Limiting Breaking Current	3 A



Contact Voltage Rating	250 VAC
Signal Relay Coil Power Rating (DC)	789 mW
Signal Relay Coil Voltage Rating	24 VDC
Signal Relay Contact Switching Voltage (Max)	250 VAC
Signal Relay Coil Magnetic System	Monostable, DC

Body Features

Weight	30 g[1.058 oz]
--------	----------------

Contact Features

Contact Plating Material	Gold
Contact Current Class	0 – 2 A
Contact Special Features	Bifurcated/Twin Contacts
Signal Relay Terminal Type	PCB-THT, Solder
Signal Relay Contact Current Rating	2 A
Signal Relay Contact Arrangement	6 Form C (6 CO)
Contact Material	Gold F
Contact Number of Poles	6

Termination Features

Termination Type	Through Hole
------------------	--------------

Mechanical Attachment

Signal Relay Mounting Type	Printed Circuit Board, Socket
----------------------------	-------------------------------

Dimensions

Width Class (Mechanical)	30 – 40 mm
Width	37.4 mm[1.472 in]
Height	10.2 mm[.402 in]
Length Class (Mechanical)	35 – 40 mm
Height Class (Mechanical)	10 – 11 mm
Length	39.7 mm[1.563 in]
Dimensions (L x W x H) (Approximate)	39.7 x 37.4 x 10.2 mm

Usage Conditions

Environmental Ambient Temperature (Max)	70 °C[110 °F]
Environmental Ambient Temperature Class	50 – 70°C
Operating Temperature Range	-40 – 70 °C



Operation/Application

Performance Type	Standard
------------------	----------

Packaging Features

Packaging Method	Box & Carton
------------------	--------------

Other

Additional Features	Earth Terminal
---------------------	----------------

Product Compliance

For compliance documentation, visit the product page on TE.com>

EU RoHS Directive 2011/65/EU	Compliant
EU ELV Directive 2000/53/EC	Compliant
China RoHS 2 Directive MIIT Order No 32, 2016	No Restricted Materials Above Threshold
EU REACH Regulation (EC) No. 1907/2006	Current ECHA Candidate List: JAN 2021 (211) Candidate List Declared Against: JAN 2019 (197) SVHC > Threshold: Not Yet Reviewed
Halogen Content	Low Halogen - Br, Cl, F, I < 900 ppm per homogenous material. Also BFR/CFR/PVC Free
Solder Process Capability	Wave solder capable to 265°C

Product Compliance Disclaimer

This information is provided based on reasonable inquiry of our suppliers and represents our current actual knowledge based on the information they provided. This information is subject to change. The part numbers that TE has identified as EU RoHS compliant have a maximum concentration of 0.1% by weight in homogenous materials for lead, hexavalent chromium, mercury, PBB, PBDE, DBP, BBP, DEHP, DIBP, and 0.01% for cadmium, or qualify for an exemption to these limits as defined in the Annexes of Directive 2011/65/EU (RoHS2). Finished electrical and electronic equipment products will be CE marked as required by Directive 2011/65/EU. Components may not be CE marked. Additionally, the part numbers that TE has identified as EU ELV compliant have a maximum concentration of 0.1% by weight in homogenous materials for lead, hexavalent chromium, and mercury, and 0.01% for cadmium, or qualify for an exemption to these limits as defined in the Annexes of Directive 2000/53/EC (ELV). Regarding the REACH Regulation, the information TE provides on SVHC in articles for this part number is based on the latest European Chemicals Agency (ECHA) ‘Guidance on requirements for substances in articles’ posted at this URL: <https://echa.europa.eu/guidance-documents/guidance-on-reach>

Compatible Parts



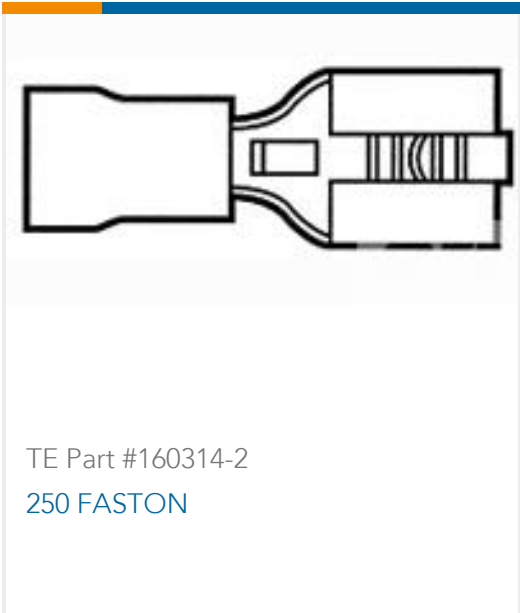
TE Part # 6-1393801-3  
V23030C1021A106

Also in the Series | Axicom Card Relay SN



Signal Relays(33)

Customers Also Bought



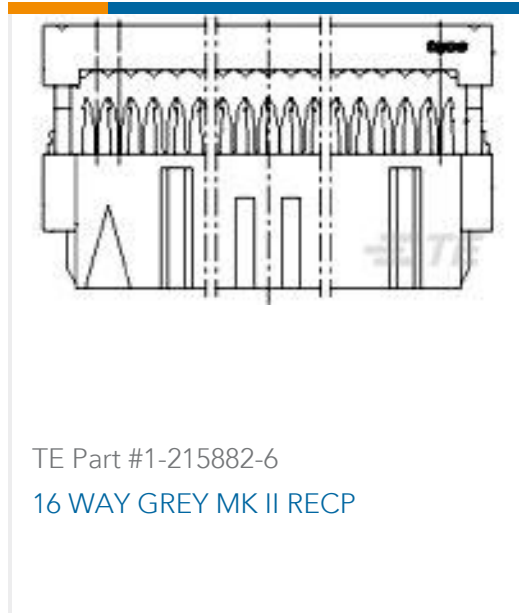
TE Part #160314-2  
250 FASTON



TE Part #1-6609031-2  
5ER7M=F7188 S0



TE Part #C71645-000  
RMW-10/3-1200/ADH-0



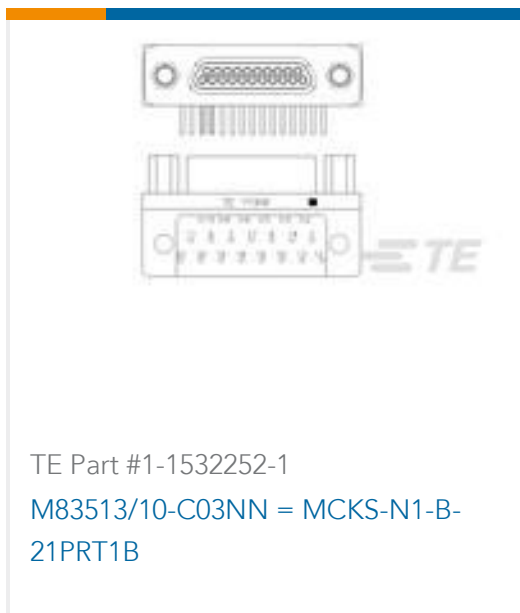
TE Part #1-215882-6  
16 WAY GREY MK II RECP



TE Part #160650-2  
250 FASTON,PCB TAB,TNBR



TE Part #1337771-2  
50 OHM COAX BNC STR PLUG STR P



TE Part #1-1532252-1  
M83513/10-C03NN = MCKS-N1-B-21PRT1B



TE Part #1-2215056-4  
ASSY, EXTRACT TL, QSFP28 1X4



TE Part #1-1618002-6  
EV200H2ANA=RELAY, SPST-NO W /AUX



Documents

CAD Files

3D PDF

3D

Customer View Model

ENG\_CVM\_CVM\_7-1393801-3\_A.2d\_dxf.zip

English

Customer View Model

ENG\_CVM\_CVM\_7-1393801-3\_A.3d\_igs.zip

English

Customer View Model

ENG\_CVM\_CVM\_7-1393801-3\_A.3d\_stp.zip

English

By downloading the CAD file I accept and agree to the [Terms and Conditions](#) of use.

Datasheets & Catalog Pages

Industrial Relays Quick Reference Guide

English

Industrial Relays Quick Reference Guide

Japanese

Industrial Relays Quick Reference Guide

Product Specifications

Definitions, Handling, Processing, Testing and Use of Relays

English

Product Specification

English

# Mouser Electronics

Authorized Distributor

Click to View Pricing, Inventory, Delivery & Lifecycle Information:

[TE Connectivity:](#)

[7-1393801-3](#)