

KHU-17D18-24

✓ ACTIVE

Potter & Brumfield | Potter & Brumfield KHA


TE Internal #: 5-1393123-3

Potter & Brumfield KHA, Power Relays, Industrial Panel Plug-In,
Monostable, DC, 800 – 1000mW Coil Power Rating Class, 850mW
Coil Power Rating DC

[View on TE.com >](#)



Relays, Contactors & Switches > Relays > Power Relays



Power Relay Type: **Industrial Panel Plug-In**
Coil Magnetic System: **Monostable, DC**
Coil Power Rating Class: **800 – 1000 mW**
Coil Power Rating DC: **850 mW**
Coil Resistance: **650 Ω**

Features

Product Type Features

Power Relay Type	Industrial Panel Plug-In
------------------	--------------------------

Electrical Characteristics

Insulation Initial Dielectric Between Coil & Contact Class	1000 – 1500 V
Insulation Initial Dielectric Between Contacts & Coil	1500 Vrms
Actuating System	DC
Insulation Initial Dielectric Between Open Contacts	1000 Vrms
Insulation Initial Dielectric Between Adjacent Contacts	1500 Vrms
Insulation Initial Resistance	100 MΩ
Coil Magnetic System	Monostable, DC
Coil Power Rating Class	800 – 1000 mW
Coil Power Rating DC	850 mW
Coil Resistance	650 Ω
Coil Special Features	UL Coil Insulation Class B
Coil Voltage Rating	24 VDC
Contact Switching Load (Min)	50mA @ 12V
Contact Voltage Rating	240 VAC

Body Features

Product Weight	45 g[1.587 oz]
----------------	----------------



Contact Features

Contact Arrangement	4 Form C (CO)
Contact Current Class	2 – 5 A, 16 A
Contact Current Rating (Max)	2.5 A
Contact Material	Ag
Contact Number of Poles	4
Terminal Type	Plug-In, Solder

Mechanical Attachment

Relay Mounting Type	Socket
---------------------	--------

Dimensions

Length Class (Mechanical)	25 – 30 mm
Height Class (Mechanical)	30 – 40 mm
Width Class (Mechanical)	20 – 25 mm
Product Width	21.8 mm[.858 in]
Product Length	28.2 mm[1.111 in]
Product Height	38.1 mm[1.5 in]

Usage Conditions

Environmental Ambient Temperature Class	50 – 70 °C
Environmental Ambient Temperature (Max)	70 °C[158 °F]
Operating Temperature Range	-45 – 70 °C

Packaging Features

Packaging Method	Package
------------------	---------

Product Compliance

For compliance documentation, visit the product page on TE.com>

EU RoHS Directive 2011/65/EU	Compliant
EU ELV Directive 2000/53/EC	Compliant
China RoHS 2 Directive MIIT Order No 32, 2016	No Restricted Materials Above Threshold
EU REACH Regulation (EC) No. 1907/2006	Current ECHA Candidate List: JAN 2021 (211) Candidate List Declared Against: JAN 2021 (211) Does not contain REACH SVHC
Halogen Content	Not Yet Reviewed for halogen content




Solder Process Capability

Not applicable for solder process capability


Product Compliance Disclaimer

This information is provided based on reasonable inquiry of our suppliers and represents our current actual knowledge based on the information they provided. This information is subject to change. The part numbers that TE has identified as EU RoHS compliant have a maximum concentration of 0.1% by weight in homogenous materials for lead, hexavalent chromium, mercury, PBB, PBDE, DBP, BBP, DEHP, DIBP, and 0.01% for cadmium, or qualify for an exemption to these limits as defined in the Annexes of Directive 2011/65/EU (RoHS2). Finished electrical and electronic equipment products will be CE marked as required by Directive 2011/65/EU. Components may not be CE marked. Additionally, the part numbers that TE has identified as EU ELV compliant have a maximum concentration of 0.1% by weight in homogenous materials for lead, hexavalent chromium, and mercury, and 0.01% for cadmium, or qualify for an exemption to these limits as defined in the Annexes of Directive 2000/53/EC (ELV). Regarding the REACH Regulation, the information TE provides on SVHC in articles for this part number is based on the latest European Chemicals Agency (ECHA) ‘Guidance on requirements for substances in articles’ posted at this URL: <https://echa.europa.eu/guidance-documents/guidance-on-reach>


Compatible Parts




TE Part # 1419106-2
27E007=SOCKET,KH,14,PC,PHEN,BL




TE Part # 1419106-3
27E023=SOCKET,KH,14,PC,PHEN,BL



TE Part # 1419106-1
27E006=SOCKET,KH,14,SLG,G/T,PH



TE Part # 1-1393143-9
27E166=SOCKET,KH,14,SCW,PLES



TE Part # 2-1419106-6
27E894=SOCKET,KH,14,SCW,POLY,N

Also in the Series | Potter & Brumfield KHA



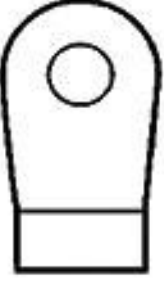





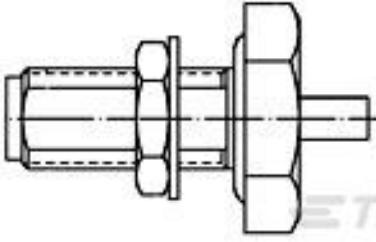



Power Relays(80)



Relay Accessories, Sockets & Clips(7)

Customers Also Bought



 <p>TE Part #184147-1 TERMINAL,SOLIS FLAG R 2 10.5MM</p>	 <p>TE Part #213734-1 CMC RECEPTACLE ASSY,SIZE 22-16</p>	 <p>TE Part #2157915-1 Single Module Receptacle Assembly</p>	 <p>TE Part #1589692-1 QCM019PC0DM072B = CIRCULAR</p>
 <p>TE Part #1045358-1 SSMA Cable Plug 1001 5045 92</p>	 <p>TE Part #1045398-1 SSMA Bulkhead Cable Jack 1004 5005 90</p>	 <p>TE Part #1311708-1 1004 7947 00</p>	 <p>TE Part #1617152-5 JMGSPD-26L = M39016/42-044L</p>
 <p>TE Part #1617574-1 JMGSPD-6P=M39016/42-042P</p>	 <p>TE Part #YDTS24Y15-05PNV001 HERM RECP</p>		

Documents

CAD Files

3D PDF

3D

Customer View Model

ENG_CVM_CVM_5-1393123-3_C.2d_dxf.zip

English

Customer View Model

ENG_CVM_CVM_5-1393123-3_C.3d_igs.zip

English

Customer View Model

ENG_CVM_CVM_5-1393123-3_C.3d_stp.zip

English

By downloading the CAD file I accept and agree to the [Terms and Conditions](#) of use.

Datasheets & Catalog Pages

KHA General Purpose Dry Circuit to 5A Multicontact AC or DC Relay

English

Industrial Relays Quick Reference Guide

English



Industrial Relays Quick Reference Guide

Japanese

Industrial Relays Quick Reference Guide

Product Specifications

Definitions, Handling, Processing, Testing and Use of Relays

English

Mouser Electronics

Authorized Distributor

Click to View Pricing, Inventory, Delivery & Lifecycle Information:

[TE Connectivity:](#)

[KHU-17D18-24](#)