



Relays, Contactors & Switches > Relays > Power Relays



Power Relay Type: **Standard**
Coil Magnetic System: **Monostable, DC**
Coil Power Rating Class: **150 – 200 mW**
Coil Power Rating DC: **176 mW**
Coil Resistance: **20500 Ω**

Features

Product Type Features

Power Relay Type	Standard
------------------	----------

Electrical Characteristics

Insulation Initial Dielectric Between Coil & Contact Class	3500 – 4000 V
Insulation Initial Dielectric Between Contacts & Coil	1000 V
Contact Limiting Making Current	10 A
Contact Limiting Short-Time Current	6 A
Insulation Creepage Class	5.5 – 8 mm
Contact Limiting Continuous Current	10 A
Insulation Creepage Between Contact & Coil	8 mm[.315 in]
Contact Limiting Breaking Current	6 A
Coil Magnetic System	Monostable, DC
Coil Power Rating Class	150 – 200 mW
Coil Power Rating DC	176 mW
Coil Resistance	20500 Ω
Coil Special Features	UL Coil Insulation Class F
Coil Voltage Rating	60 VDC
Contact Switching Load (Min)	100mA @ 12V
Contact Switching Voltage (Max)	400 VAC



Contact Voltage Rating	250 VAC
------------------------	---------

Body Features

Insulation Special Features	Tracking Index of Relay Base PTI250
Product Weight	6 g[.2116 oz]

Contact Features

Contact Arrangement	1 Form C (CO)
Contact Current Class	5 – 10 A, 16 A
Contact Current Rating (Max)	6 A
Contact Material	AgNi90/10
Contact Number of Poles	1
Terminal Type	PCB-THT

Mechanical Attachment

Relay Mounting Type	Printed Circuit Board
---------------------	-----------------------

Dimensions

Length Class (Mechanical)	25 – 30 mm
Width Class (Mechanical)	0 – 6 mm
Product Width	5 mm[.197 in]
Product Length	28 mm

Usage Conditions

Environmental Ambient Temperature Class	70 – 85 °C
Environmental Ambient Temperature (Max)	85 °C[185 °F]

Packaging Features

Packaging Method	Box & Tube, Tube
------------------	------------------

Product Compliance

For compliance documentation, visit the product page on TE.com>

EU RoHS Directive 2011/65/EU	Compliant
EU ELV Directive 2000/53/EC	Compliant
China RoHS 2 Directive MIIT Order No 32, 2016	No Restricted Materials Above Threshold
EU REACH Regulation (EC) No. 1907/2006	Current ECHA Candidate List: JAN 2021 (211) Candidate List Declared Against: JUN 2020 (209)



SVHC > Threshold:
Not Yet Reviewed

Halogen Content	Low Halogen - Br, Cl, F, I < 900 ppm per homogenous material. Also BFR/CFR/PVC Free
-----------------	---

Solder Process Capability	Wave solder capable to 260°C
---------------------------	------------------------------

Product Compliance Disclaimer

This information is provided based on reasonable inquiry of our suppliers and represents our current actual knowledge based on the information they provided. This information is subject to change. The part numbers that TE has identified as EU RoHS compliant have a maximum concentration of 0.1% by weight in homogenous materials for lead, hexavalent chromium, mercury, PBB, PBDE, DBP, BBP, DEHP, DIBP, and 0.01% for cadmium, or qualify for an exemption to these limits as defined in the Annexes of Directive 2011/65/EU (RoHS2). Finished electrical and electronic equipment products will be CE marked as required by Directive 2011/65/EU. Components may not be CE marked. Additionally, the part numbers that TE has identified as EU ELV compliant have a maximum concentration of 0.1% by weight in homogenous materials for lead, hexavalent chromium, and mercury, and 0.01% for cadmium, or qualify for an exemption to these limits as defined in the Annexes of Directive 2000/53/EC (ELV). Regarding the REACH Regulation, the information TE provides on SVHC in articles for this part number is based on the latest European Chemicals Agency (ECHA) 'Guidance on requirements for substances in articles' posted at this URL: <https://echa.europa.eu/guidance-documents/guidance-on-reach>

Compatible Parts

TE Part # 2-1416100-1 ST3FSM5	TE Part # 2-1416100-2 ST3FTP0
----------------------------------	----------------------------------


Also in the Series | SCHRACK Slimline PCB Relay SNR




Power Relays(53)

Customers Also Bought







TE Part #DTT-20-03
CRIMP TOOL




TE Part #1011-232-0305
BKSHL, 3P, BLK, PLG, RA, NW6/7.5/8.5 /10




TE Part #2-1564532-1
15POS, MIXED,TAB HSG,ASSY




TE Part #K1007153
Toggle Switch 08-1-1-13




TE Part #YHDP26-24-35PEL017
PLG, 35P, BLK, E, RNG, 16/20, P




TE Part #834936-000
MWTM-10/3-100/S(S100)




TE Part #2-2176245-2
CRGS1206 5% 56R



TE Part #K1002956
Toggle Switch 08-4-1-13



TE Part #160668-6
TERMINAL



TE Part #HDP24-24-16SE-L015
REC, 16P, BLK, E, THD, 12, S

Documents

CAD Files

3D PDF

3D

Customer View Model

ENG_CVM_CVM_4-1393236-5_B.2d_dxf.zip

English

Customer View Model

ENG_CVM_CVM_4-1393236-5_B.3d_igs.zip

English

Customer View Model

ENG_CVM_CVM_4-1393236-5_B.3d_stp.zip

English

By downloading the CAD file I accept and agree to the [Terms and Conditions](#) of use.

Datasheets & Catalog Pages

Slim PCB Relay SNR

English

Product Specifications



Definitions, Handling, Processing, Testing and Use of Relays

English

Mouser Electronics

Authorized Distributor

Click to View Pricing, Inventory, Delivery & Lifecycle Information:

[TE Connectivity:](#)

[4-1393236-5](#)