



Relays, Contactors & Switches > Relays > Signal Relays > CRADLE P/W RELAY V23003



Contact Voltage Rating: **125 VAC**

Signal Relay Coil Power Rating (DC): **1440 mW**

Signal Relay Mounting Type: **Socket**

Signal Relay Terminal Type: **Plug-In, Solder**

[All CRADLE P/W RELAY V23003 \(21\)](#)

Features

Product Type Features

Relay Type	Cradle P Relay V23003
Relay Style	Cradle P Relay
Product Type	Relay

Electrical Characteristics

Coil Power Rating Class	1 – 1.5 W
Actuating System	AC/DC
Input Voltage	150 VDC
Insulation Initial Dielectric Between Open Contacts	500 Vrms
Contact Limiting Short-Time Current	2 A
Insulation Initial Dielectric Between Adjacent Contacts	500 Vrms
Power Consumption	1500 mW
Insulation Initial Resistance	1000 MΩ
Contact Limiting Making Current	2 A
Coil Resistance	100 Ω
Contact Limiting Continuous Current	2 A
Coil Type	Bistable
Contact Limiting Breaking Current	2 A
Contact Voltage Rating	125 VAC



Signal Relay Coil Power Rating (DC)	1440 mW
Signal Relay Coil Voltage Rating	220 VAC
Signal Relay Contact Switching Voltage (Max)	125 VAC
Signal Relay Coil Magnetic System	Bistable, 2 Coils, Polarized

Body Features

Weight	30 g[1.058 oz]
--------	----------------

Contact Features

Contact Plating Material	Gold Flash
Contact Current Class	0 – 2 A
Contact Special Features	Bifurcated/Twin Contacts
Signal Relay Terminal Type	Plug-In, Solder
Signal Relay Contact Current Rating	2 A
Signal Relay Contact Arrangement	2 Form C (CO)
Contact Material	Nickel
Contact Number of Poles	4

Termination Features

Termination Type	Solder Terminals
------------------	------------------

Mechanical Attachment

Signal Relay Mounting Type	Socket
----------------------------	--------

Dimensions

Width Class (Mechanical)	16 – 20 mm
Width	19 mm[.748 in]
Height	30 mm[1.181 in]
Length Class (Mechanical)	25 – 30 mm
Length	30 mm[1.181 in]
Height Class (Mechanical)	25 – 30 mm

Usage Conditions

Environmental Ambient Temperature (Max)	70 °C[158 °F]
Environmental Ambient Temperature Class	50 – 70°C
Operating Temperature Range	-40 – 70 °C

Operation/Application

Performance Type	Standard
------------------	----------



Packaging Features

Packaging Method	Box & Carton
------------------	--------------

Product Compliance

For compliance documentation, visit the product page on TE.com>

EU RoHS Directive 2011/65/EU	Compliant
EU ELV Directive 2000/53/EC	Compliant
China RoHS 2 Directive MIIT Order No 32, 2016	No Restricted Materials Above Threshold
EU REACH Regulation (EC) No. 1907/2006	Current ECHA Candidate List: JAN 2021 (211) Candidate List Declared Against: JUN 2020 (209) SVHC > Threshold: Not Yet Reviewed
Halogen Content	Low Halogen - Br, Cl, F, I < 900 ppm per homogenous material. Also BFR/CFR/PVC Free
Solder Process Capability	Wave solder capable to 265°C

Product Compliance Disclaimer

This information is provided based on reasonable inquiry of our suppliers and represents our current actual knowledge based on the information they provided. This information is subject to change. The part numbers that TE has identified as EU RoHS compliant have a maximum concentration of 0.1% by weight in homogenous materials for lead, hexavalent chromium, mercury, PBB, PBDE, DBP, BBP, DEHP, DIBP, and 0.01% for cadmium, or qualify for an exemption to these limits as defined in the Annexes of Directive 2011/65/EU (RoHS2). Finished electrical and electronic equipment products will be CE marked as required by Directive 2011/65/EU. Components may not be CE marked. Additionally, the part numbers that TE has identified as EU ELV compliant have a maximum concentration of 0.1% by weight in homogenous materials for lead, hexavalent chromium, and mercury, and 0.01% for cadmium, or qualify for an exemption to these limits as defined in the Annexes of Directive 2000/53/EC (ELV). Regarding the REACH Regulation, the information TE provides on SVHC in articles for this part number is based on the latest European Chemicals Agency (ECHA) 'Guidance on requirements for substances in articles' posted at this URL: <https://echa.europa.eu/guidance-documents/guidance-on-reach>

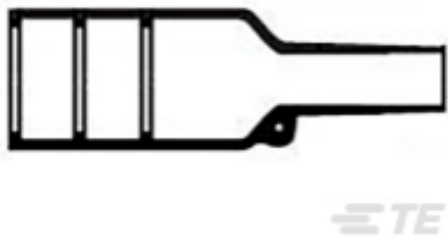
Compatible Parts




Also in the Series | Axicom Cradle Relay P/W




Customers Also Bought




TE Part #396040-000
Bulbous Heat Shrink Boots: Lipped, Straight



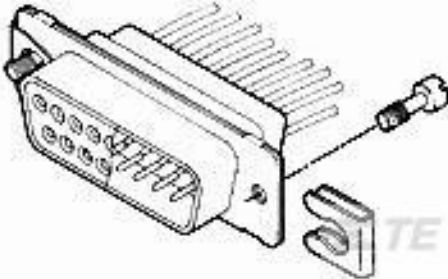
TE Part #59804-1
MAINTENANCE TOOL




TE Part #1658527-7
622-1641LF FEM SOCKET, LEAD FREE



TE Part #3-1393250-7
W28-XQ1A-4=W28-



TE Part #5745136-1
SCREW RETAINER KIT



TE Part #829261-2
HD.FEMALE SCREWLOCK

Documents

- CAD Files

3D PDF

3D

Customer View Model

ENG_CVM_CVM_3-1393817-2_A.2d_dxf.zip

English

Customer View Model

ENG_CVM_CVM_3-1393817-2_A.3d_igs.zip

English

Customer View Model

ENG_CVM_CVM_3-1393817-2_A.3d_stp.zip

English

By downloading the CAD file I accept and agree to the [Terms and Conditions](#) of use.

- Datasheets & Catalog Pages

Industrial Relays Quick Reference Guide

English



Industrial Relays Quick Reference Guide

Japanese

Industrial Relays Quick Reference Guide

Product Specifications

Definitions, Handling, Processing, Testing and Use of Relays

English

Product Specification

English

Mouser Electronics

Authorized Distributor

Click to View Pricing, Inventory, Delivery & Lifecycle Information:

[TE Connectivity:](#)

[3-1393817-2](#)