



Relays, Contactors & Switches > Relays > Signal Relays > CRADLE S RELAY V23054



Contact Voltage Rating: **250 VAC**

Signal Relay Coil Power Rating (DC): **1000 mW**

Signal Relay Mounting Type: **Printed Circuit Board**

Signal Relay Terminal Type: **Plug-In, Solder**

[All CRADLE S RELAY V23054 \(75\)](#)

Features

Product Type Features

Relay Type	Cradle S Relay V23054/V23062
Relay Style	Cradle S Relay
Product Type	Relay

Electrical Characteristics

Coil Power Rating Class	1 – 1.5 W
Actuating System	DC
Input Voltage	250 VDC
Insulation Initial Dielectric Between Open Contacts	500 Vrms
Contact Limiting Short-Time Current	5 A
Insulation Initial Dielectric Between Contacts and Coil	1000 Vrms
Insulation Initial Dielectric Between Coil/Contact Class	500 – 1000 V
Insulation Initial Dielectric Between Adjacent Contacts	100 Vrms
Power Consumption	1000 – 2000 mW
Contact Limiting Making Current	5 A
Coil Resistance	9200 Ω
Contact Limiting Continuous Current	5 A
Coil Type	Monostable
Contact Limiting Breaking Current	5 A



Contact Voltage Rating	250 VAC
Signal Relay Coil Power Rating (DC)	1000 mW
Signal Relay Coil Voltage Rating	110 VDC
Signal Relay Contact Switching Voltage (Max)	250 VAC
Signal Relay Coil Magnetic System	Monostable, DC

Body Features

Insulation Special Features	2000V Test Voltage Coil-Frame
Weight	25 g[.704 oz]

Contact Features

Contact Plating Material	Gold Flash
Contact Current Class	2 – 5 A
Signal Relay Terminal Type	Plug-In, Solder
Signal Relay Contact Current Rating	5 A
Signal Relay Contact Arrangement	2 Form C (CO)
Contact Material	Ag, Gold Flashed
Contact Number of Poles	2

Termination Features

Termination Type	Solder Terminals
------------------	------------------

Mechanical Attachment

Signal Relay Mounting Type	Printed Circuit Board
----------------------------	-----------------------

Dimensions

Width Class (Mechanical)	16 – 20 mm
Width	19 mm[.748 in]
Height	30 mm[1.181 in]
Length Class (Mechanical)	25 – 30 mm
Height Class (Mechanical)	25 – 30 mm
Length	30 mm[1.181 in]
Dimensions (L x W x H) (Approximate)	19 x 30 x 30 mm[.748 x 1.181 x 1.181 in]

Usage Conditions

Environmental Ambient Temperature (Max)	70 °C[158 °F]
Environmental Ambient Temperature Class	50 – 70°C
Operating Temperature Range	-40 – 70 °C



Packaging Features

Packaging Method	Box & Carton
------------------	--------------

Product Compliance

For compliance documentation, visit the product page on TE.com>

EU RoHS Directive 2011/65/EU	Compliant
EU ELV Directive 2000/53/EC	Compliant
China RoHS 2 Directive MIIT Order No 32, 2016	No Restricted Materials Above Threshold
EU REACH Regulation (EC) No. 1907/2006	Current ECHA Candidate List: JUL 2021 (219) Candidate List Declared Against: JAN 2021 (211) SVHC > Threshold: Not Yet Reviewed
Halogen Content	Low Halogen - Br, Cl, F, I < 900 ppm per homogenous material. Also BFR/CFR/PVC Free
Solder Process Capability	Wave solder capable to 265°C

Product Compliance Disclaimer

This information is provided based on reasonable inquiry of our suppliers and represents our current actual knowledge based on the information they provided. This information is subject to change. The part numbers that TE has identified as EU RoHS compliant have a maximum concentration of 0.1% by weight in homogenous materials for lead, hexavalent chromium, mercury, PBB, PBDE, DBP, BBP, DEHP, DIBP, and 0.01% for cadmium, or qualify for an exemption to these limits as defined in the Annexes of Directive 2011/65/EU (RoHS2). Finished electrical and electronic equipment products will be CE marked as required by Directive 2011/65/EU. Components may not be CE marked. Additionally, the part numbers that TE has identified as EU ELV compliant have a maximum concentration of 0.1% by weight in homogenous materials for lead, hexavalent chromium, and mercury, and 0.01% for cadmium, or qualify for an exemption to these limits as defined in the Annexes of Directive 2000/53/EC (ELV). Regarding the REACH Regulation, the information TE provides on SVHC in articles for this part number is based on the latest European Chemicals Agency (ECHA) 'Guidance on requirements for substances in articles' posted at this URL: <https://echa.europa.eu/guidance-documents/guidance-on-reach>


Compatible Parts



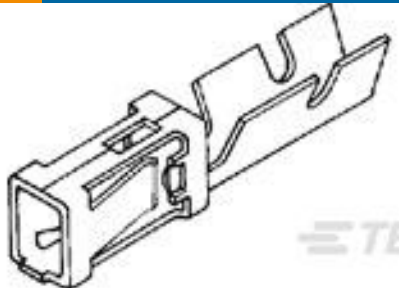
Also in the Series | Axicom Cradle Relay S




Customers Also Bought




TE Part #1879075-4  
Power Resistor: Aluminum Housed, 75 Watt



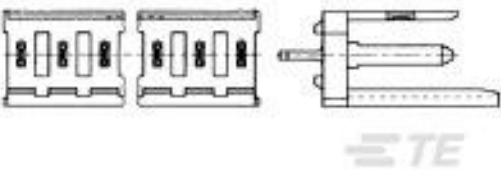
TE Part #102100-1  
MOD I RECP PLTD 15 SEL




TE Part #2-1676123-2  
1/2W SM M/OX 5% 6R2




TE Part #179594-1  
AMP POWER D/LOCK TAB CONT. L/P



TE Part #280617-2  
MOD I INCREMENTAL ASSY



TE Part #179592-1  
AMP POWER D/LOCK REC CONT. L/P



TE Part #7-1393765-5  
R10-E1P4-V700=R10

Documents

- CAD Files

3D PDF

3D

Customer View Model

ENG\_CVM\_CVM\_1-1393813-1\_A.2d\_dxf.zip

English

Customer View Model

ENG\_CVM\_CVM\_1-1393813-1\_A.3d\_igs.zip

English

Customer View Model

ENG\_CVM\_CVM\_1-1393813-1\_A.3d\_stp.zip

English

By downloading the CAD file I accept and agree to the [Terms and Conditions](#) of use.

- Datasheets & Catalog Pages

Industrial Relays Quick Reference Guide

English



Industrial Relays Quick Reference Guide

Japanese

Industrial Relays Quick Reference Guide

Product Specifications

Definitions, Handling, Processing, Testing and Use of Relays

English

Product Specification

English

# Mouser Electronics

Authorized Distributor

Click to View Pricing, Inventory, Delivery & Lifecycle Information:

[TE Connectivity:](#)

[1-1393813-1](#)