




Relays, Contactors & Switches > Relays > Mil-Aero Relays > Mid-Range Relays



Mid-Range Relay Contact Arrangement: **4 Form C, 4PDT, 4 C/O**

Coil Suppression Diode: **Without**

Auxiliary Contacts: **Without**

Terminal Plating: **Tin-Lead**

Mid-Range Relay Contact Current Rating: **10 A**

Features

Product Type Features

Enclosure Type	Hermetically Sealed
Terminal Configuration	Solder Hooks
Product Type	Relay
Relay Type	Military/Aerospace Mid-Range

Electrical Characteristics

Vibration	20G's, 57 – 3000Hz
Shock	100G's, 6ms
Coil Suppression Diode	Without
Mid-Range Relay Coil Voltage Rating	115 VAC
Coil Current	.03 A
Mid-Range Relay Contact Switching (Max)	115/200Vac (50-400Hz)
Back EMF Suppression	Without
Coil Magnetic System	Polarized, Monostable
Actuating System	AC

Signal Characteristics

Frequency	50/400 Hz
-----------	-----------

Contact Features

Mid-Range Relay Contact Arrangement	4 Form C, 4PDT, 4 C/O
Auxiliary Contacts	Without



Terminal Plating	Tin-Lead
Mid-Range Relay Contact Current Rating	10 A
Contact Base Material	Silver Cadmium Oxide with Gold Plating

Mechanical Attachment

Mid-Range Relay Mounting Type	Horizontal Flange Mount
-------------------------------	-------------------------

Usage Conditions

Operating Temperature Range	-70 – 125 °C
-----------------------------	--------------

Product Compliance

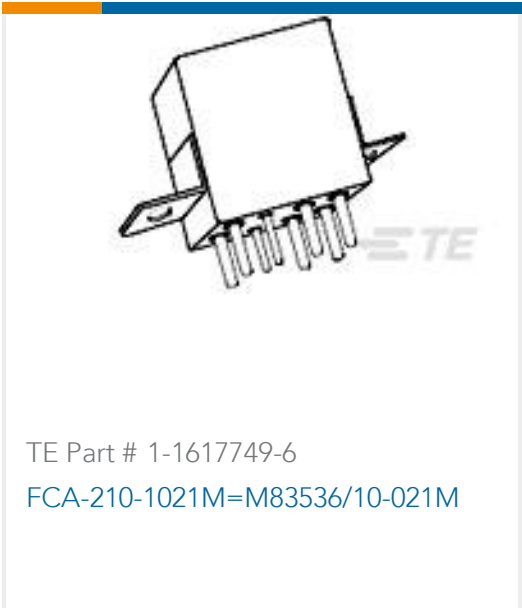
For compliance documentation, visit the product page on TE.com>

EU RoHS Directive 2011/65/EU	Compliant
EU ELV Directive 2000/53/EC	Not Compliant
China RoHS 2 Directive MIIT Order No 32, 2016	No Restricted Materials Above Threshold
EU REACH Regulation (EC) No. 1907/2006	Current ECHA Candidate List: JUL 2021 (219) Candidate List Declared Against: JUN 2020 (209) SVHC > Threshold: Not Yet Reviewed
Halogen Content	Low Halogen - Br, Cl, F, I < 900 ppm per homogenous material. Also BFR/CFR/PVC Free
Solder Process Capability	Not lead free process capable

Product Compliance Disclaimer

This information is provided based on reasonable inquiry of our suppliers and represents our current actual knowledge based on the information they provided. This information is subject to change. The part numbers that TE has identified as EU RoHS compliant have a maximum concentration of 0.1% by weight in homogenous materials for lead, hexavalent chromium, mercury, PBB, PBDE, DBP, BBP, DEHP, DIBP, and 0.01% for cadmium, or qualify for an exemption to these limits as defined in the Annexes of Directive 2011/65/EU (RoHS2). Finished electrical and electronic equipment products will be CE marked as required by Directive 2011/65/EU. Components may not be CE marked. Additionally, the part numbers that TE has identified as EU ELV compliant have a maximum concentration of 0.1% by weight in homogenous materials for lead, hexavalent chromium, and mercury, and 0.01% for cadmium, or qualify for an exemption to these limits as defined in the Annexes of Directive 2000/53/EC (ELV). Regarding the REACH Regulation, the information TE provides on SVHC in articles for this part number is based on the latest European Chemicals Agency (ECHA) ‘Guidance on requirements for substances in articles’ posted at this URL: <https://echa.europa.eu/guidance-documents/guidance-on-reach>

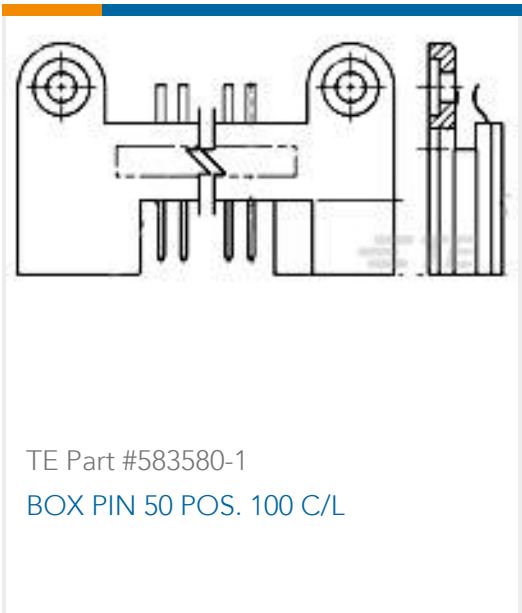
Compatible Parts



Also in the Series | CII FCA-410 Series



Customers Also Bought





Documents

Product Drawings

FCA-410-CX9

English

CAD Files

3D PDF

3D

Customer View Model

ENG\_CVM\_CVM\_1617756-2\_B.2d\_dxf.zip

English

Customer View Model

ENG\_CVM\_CVM\_1617756-2\_B.3d\_igs.zip

English

Customer View Model

ENG\_CVM\_CVM\_1617756-2\_B.3d\_stp.zip

English

By downloading the CAD file I accept and agree to the [Terms and Conditions](#) of use.

Datasheets & Catalog Pages

5-1773450-5\_sec5\_FCA-410

English

# Mouser Electronics

Authorized Distributor

Click to View Pricing, Inventory, Delivery & Lifecycle Information:

[TE Connectivity:](#)

[FCA-410-CX9](#)