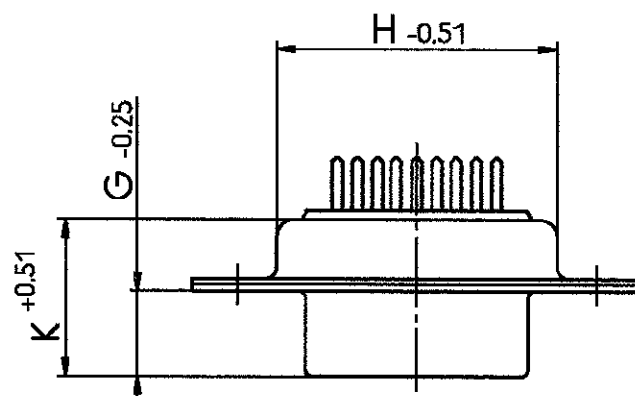
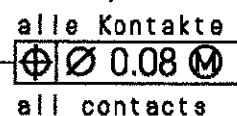


<u>Standardausführung:</u>	V42254-A2115-B***	V42254-A2415-B***	3)
<u>standard type:</u>	V42254-A2117-B***	V42254-A2417-B***	3)
	V42254-A2315-B***	V42254-A2515-B***	3)
	V42254-A2317-B***	V42254-A2517-B***	3)

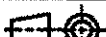


V42254-	P	Q
A211*-+***	3.2	3.2
A231*-+***	5.55	5.55
A241*-+*** <sup>3)</sup>	1.55	1.55
A251*-+*** <sup>3)</sup>	13.65	14.05

dargestellt wird die 9-polige Ausführung  
drawn is the 9-contacts version

Ordering code Sachnr. V42254-A2*1*-	dimension Maß Polzahl No. of contacts	A	B	C	D	E	F	G	H	J	K
B*09	09	31.19	16.46	25.0 $\begin{smallmatrix} +0.12 \\ -0.13 \end{smallmatrix}$	8.02	12.93	2.74	6.3	19.53	10.97	10.64
B*15	15	39.52	24.79	33.3 $\begin{smallmatrix} +0.15 \\ -0.1 \end{smallmatrix}$	8.02	12.93	2.74	6.3	27.76	10.97	10.64
B*25	25	53.42	38.5	47.04 $\begin{smallmatrix} +0.13 \\ -0.13 \end{smallmatrix}$	8.02	12.93	2.76	6.3	41.53	10.97	10.64
B*37	37	69.7	54.96	63.5 $\begin{smallmatrix} +0.13 \\ -0.13 \end{smallmatrix}$	8.02	12.93	2.76	6.3	57.96	10.97	10.64
B*50	50 <sup>2)</sup>	67.31	52.55	61.1 $\begin{smallmatrix} +0.14 \\ -0.11 \end{smallmatrix}$	10.87	15.75	2.76	6.3	55.58	13.82	10.64

Anforderungsstufe  
performance level<sup>1)</sup>

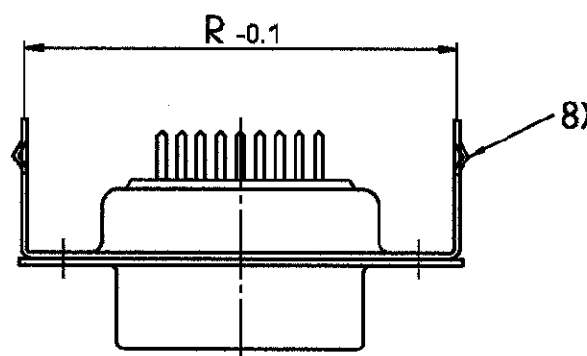
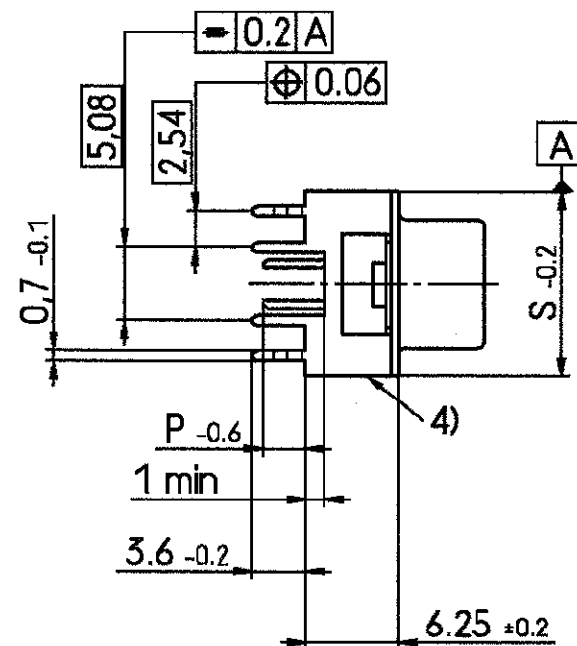
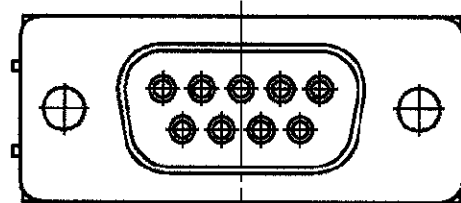
<b>tyco</b>		TYCO ELECTRONICS CORPORATION				SCALE 2:1		WEIGHT		
<b>Electronics</b>		OOSTKAMP - BELGIUM		LOC GW		DIMENSIONS IN MM		MATERIAL		
				DATE	01.03.90		PART NAME Sub-D Lötstiften gerade Buchsenleiste D-Sub straight soldering pins female connector			
				NAME	Embo					
				DEP.	PE Com PE&SE					
B	EH01-1449-03	01 DEC 03	JvdH			PART NO.		SHT.		
A	WO00/7020	28 AUG 00	KV	TOLERANCE UNLESS SPECIFIED OTHERWISE		V42254-A2***-B***-*-27		14		
07	WO97/2519	04.02.97	BTH							
06	WO96/2507	09.01.96	BTH							
REV.	CHANGE ORDER	DATE	APP.	Customer Drawing Nr. C 7-1393483-1						OF 8

- 1) nach DIN 41652 T.2 und T.4
  - 2) Bemerkung: 50-polig: dreireihig
  - 3) nicht für 50-polig
  - 4) keine tyco-Beschriftung bei :  
V42254-A2\*17-B\*\*\* V42254-A2132-B\*\*\* V42254-A2152-B\*\*\*  
V42254-A2\*18-B\*\*\* V42254-A2133-B\*\*\* V42254-A2153-B\*\*\*  
V42254-A2122-B\*\*\* V42254-A2142-B\*\*\*
  - 5) Rille zur optischen Erkennung der Bolzentypen  
mit M3-Gewinde
  - 6) Blechteile örtlich herunter gedrückt
  - 7) Nur bei Ausführung mit Lötstielänge P = 3,2mm
  - 8) Sicke nur bei den 4 äußeren Masselötstielen.
- 
- 1) according to DIN 41652 p.2 and p.4
  - 2) note: 50-contact version: 3 contact rows
  - 3) not for 50-contact version
  - 4) no tyco-marking for:  
V42254-A2\*17-B\*\*\* V42254-A2132-B\*\*\* V42254-A2152-B\*\*\*  
V42254-A2\*18-B\*\*\* V42254-A2133-B\*\*\* V42254-A2153-B\*\*\*  
V42254-A2122-B\*\*\* V42254-A2142-B\*\*\*
  - 5) groove in the stud bolts with M3 thread (visual  
recognition)
  - 6) shells pressed down locally
  - 7) only for versions with soldering-pin length of P = 3,2mm
  - 8) only the four corner grounding soldering-pins have a rib



mit Masselötstiften:  
with grounding soldering pins: 3)

V42254-A2215-B\*\*\*  
V42254-A2217-B\*\*\*  
V42254-A2815-B\*\*\*  
V42254-A2817-B\*\*\*



V42254-	P
A221*-+***	3.2
A281*-+***	5.55

Sachnr. ordering code V42254-A2*1*-	Polzahl No. of contacts	dimension Maß	R	S
B*09	09		30.4	12.4
B*15	15		38.8	12.4
B*25	25		52.8	12.4
B*37	37		69.1	12.4

Anforderungsstufe 1)  
performance level 1)

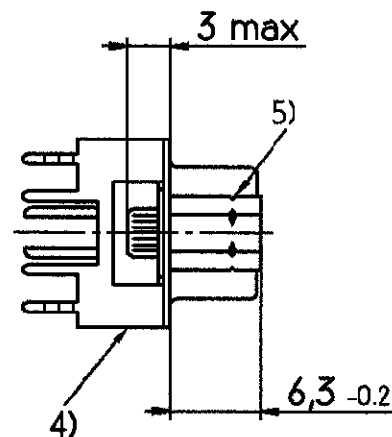
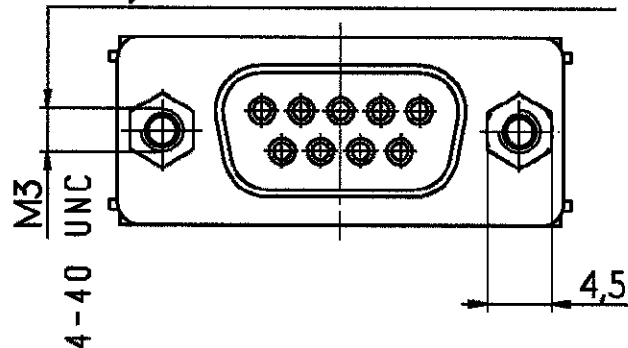
Erläuterungen: Seite 1  
dargestellt wird die 9-polige Ausführung  
remarks: see page 1  
drawn is the 9-contacts version

<b>tyco</b>		TYCO ELECTRONICS CORPORATION		SCALE 2:1		WEIGHT	
<b>Electronics</b>		OOSTKAMP - BELGIUM		DIMENSIONS IN MM		MATERIAL	
DATE 01.03.90		NAME Embo		PART NAME		Sub-D Lötstiften gerade	
DEP. PE Com PE&SE		TOLERANCE UNLESS SPECIFIED OTHERWISE		PART NO.		Buchsenleiste	
REV. CHANGE ORDER		DATE 09.01.96		APP. Customer Drawing Nr. C 7-1393483-1		D-Sub straight soldering pins	
REV. 06		DATE 04.02.97		APP. BTH		female connector	
REV. 07		DATE 28 AUG 00		APP. KV		SHT. 3+	
REV. 08		DATE 01 DEC 03		APP. JH		OF 8	

mit Masselötstiften und Gewindebolzen:  
with grounding soldering-pins and screwlock stud bolts: 3)

M3: 4-40 UNC:  
V42254-A2219-B\*\*\* V42254-A2216-B\*\*\*  
V42254-A2218-B\*\*\*  
V42254-A2819-B\*\*\* V42254-A2816-B\*\*\*  
V42254-A2818-B\*\*\*

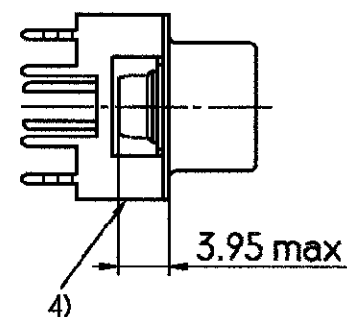
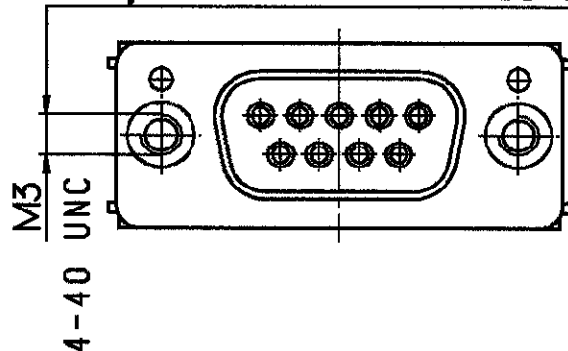
Verdrehsicherheit  $\geq 70$  Ncm  
torque retention  $\geq 70$  Ncm



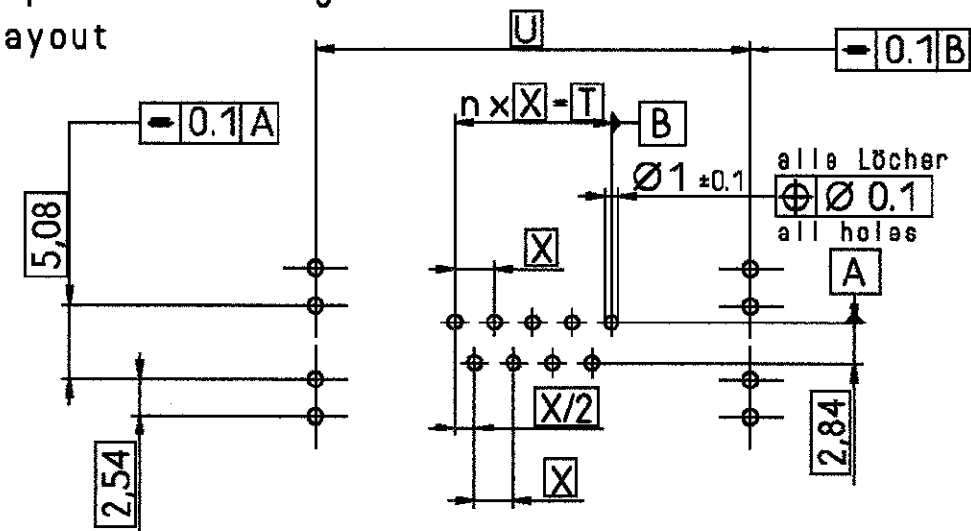
mit Masselötstiften und Stop-Mutter:  
with grounding soldering-pins and thread: 3)

M3: 4-40 UNC:  
V42254-A2214-B\*\*\* V42254-A2212-B\*\*\*  
V42254-A2814-B\*\*\* V42254-A2812-B\*\*\*

Verdrehsicherheit  $\geq 80$  Ncm  
torque retention  $\geq 80$  Ncm



Leiterplattenbohrung  
PCB layout



Polzahl No. of contacts	n	Abmessungen in mm dimensions in mm		
		T	U	X
9	4	10.96	30.4	2.74
15	7	19.18	38.8	2.74
25	12	33.12	52.7	2.76
37	18	49.68	69.1	2.76

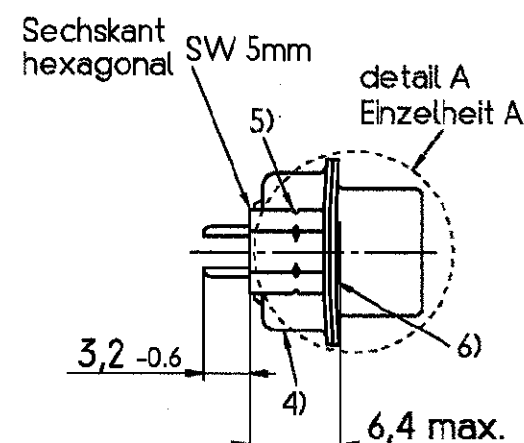
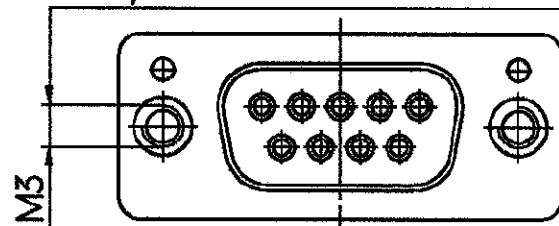
Erläuterungen: Seite 1  
dargestellt wird die 9-polige Ausführung  
remarks: see page 1  
drawn is the 9-contacts version

<b>tyco</b>		TYCO ELECTRONICS CORPORATION		SCALE 2:1		WEIGHT	
<b>Electronics</b>		OOSTKAMP - BELGIUM		DIMENSIONS IN MM		MATERIAL	
REV.		CHANGE ORDER		DATE		PART NAME	
A		WO00/7020		28 AUG 00		Sub-D Lötstiften gerade	
07		WO97/2519		04.02.97		Buchsenleiste	
06		WO96/2507		09.01.96		D-Sub straight soldering pins	
B		EH01-1449-03		01 DEC 03		female connector	
TOLERANCE UNLESS SPECIFIED OTHERWISE		PART NO.		V42254-A2***-B***-*-27		SHT. 4+	
Customer Drawing Nr. C 7-1393483-1		OF 8					

mit Distanzbolzen :  
with distance bolts: 7)

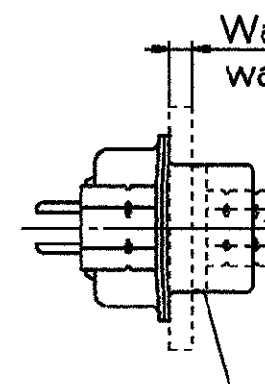
V42254-A2120-B\*\*\*  
V42254-A2122-B\*\*\*

Verdrehsicherheit  $\geq 20$  Ncm  
torque retention  $\geq 20$  Ncm



Montageart  
mounting type

Wanddicke 0.8 bis 1,6 mm  
wall thickness from 0,8 to 1,6 mm



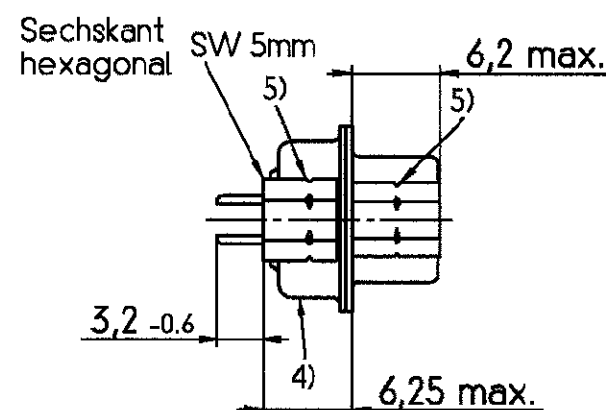
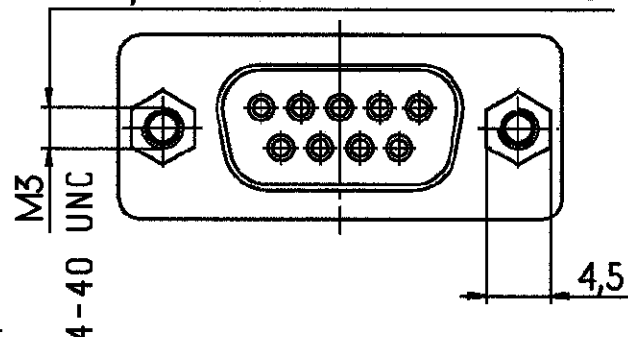
Sechskantbolzen V42254-A171-V2 oder  
V42254-A172-V2 verwenden  
use hexagonal bolts V42254-A171-V2  
or V42254-A172-V2

Falls notwendig Distanzscheiben verwenden  
if necessary, use washer(s)

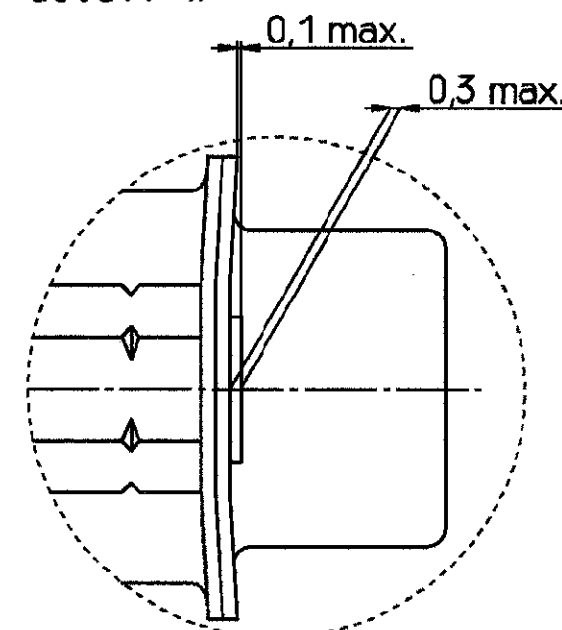
mit Gewinde- und Distanzbolzen:  
with screwlock stud bolts and distance bolts: 7)

	Gewindebolzen screwlock stud bolts	Distanzbolzen distance bolts
V42254-A2130-B***	M3	M3
V42254-A2131-B***	4-40 UNC	M3
V42254-A2132-B***	M3	M3
V42254-A2133-B***	4-40 UNC	M3

Verdrehsicherheit  $\geq 80$  Ncm  
torque retention  $\geq 80$  Ncm



Einzelheit A (5:1)  
detail A



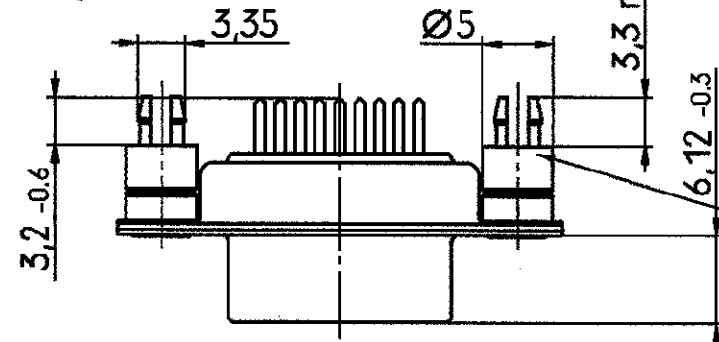
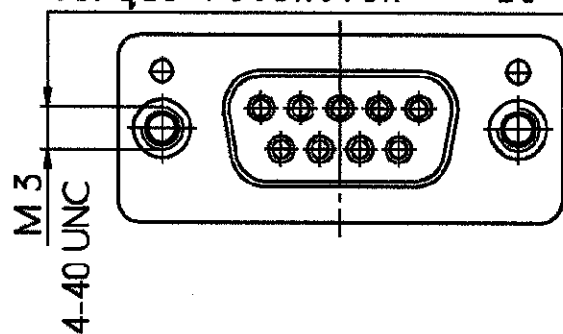
Erläuterungen: Seite 1  
dargestellt wird die 9-polige Ausführung  
remarks: see page 1  
drawn is the 9-contacts version

<b>tyco</b>		TYCO ELECTRONICS CORPORATION		SCALE 2:1 (5:1)		WEIGHT	
<b>Electronics</b>		OOSTKAMP - BELGIUM		DIMENSIONS IN MM		MATERIAL	
DATE 01.03.90		NAME Embo		PART NAME		Sub-D Lötstiften gerade	
DEP. PE Com PE&SE		TOLERANCE UNLESS SPECIFIED OTHERWISE		PART NO.		D-Sub straight soldering pins	
REV. CHANGE ORDER		DATE APP.		Customer Drawing Nr. C 7-1393483-1		SHT. 5+ OF 8	

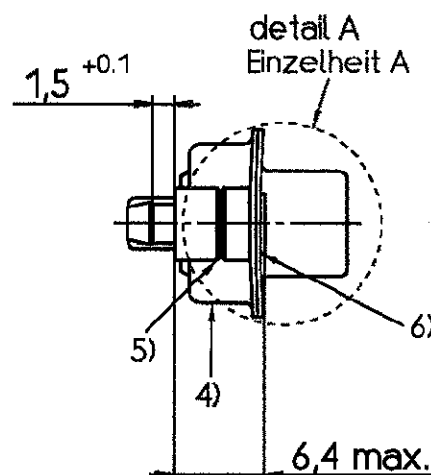
mit Distanzbolzen und Clip :  
with distance bolts and grounding socket : 7)

M3 : V42254-A2140-B\*\*\* 4-40 UNC : V42254-A2141-B\*\*\*  
V42254-A2142-B\*\*\*

Verdrehsicherheit  $\geq 20$  Ncm  
torque retention  $\geq 20$  Ncm

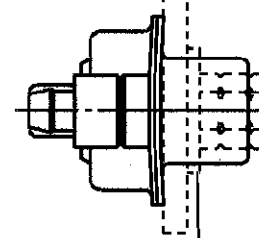


Clip für :  
grounding socket for:  
- Loch:  $\varnothing 3,2^{+0.1}$   
hole:  
- LP-Dicke:  
PCB thickness:  $1,5^{+0.1}$



Montageart  
mounting type

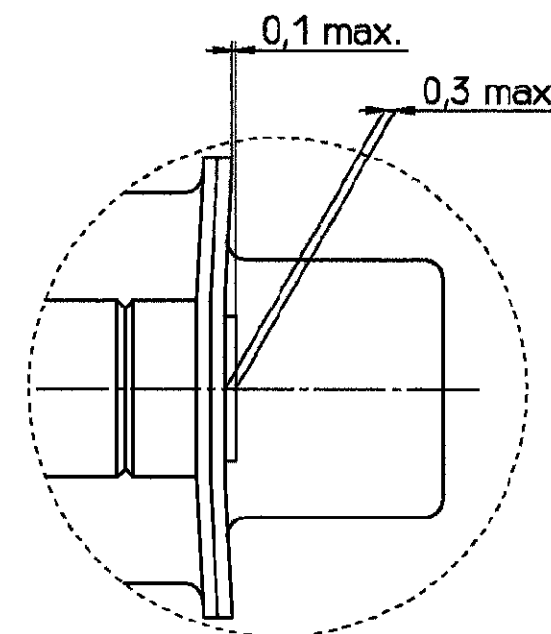
Wanddicke 0.8 bis 1.6 mm  
wall thickness from 0,8 to 1,6 mm



Sechskantbolzen V42254-A171-V2 oder  
V42254-A172-V2  
verwenden  
use hexagonal bolts V42254-A171-V2  
or V42254-A172-V2

Falls notwendig Distanzscheiben  
verwenden  
if necessary, use washer(s)

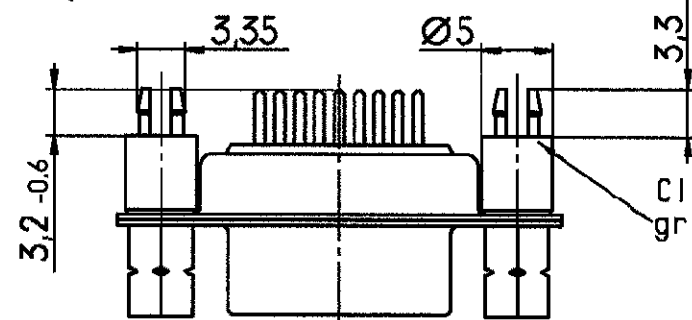
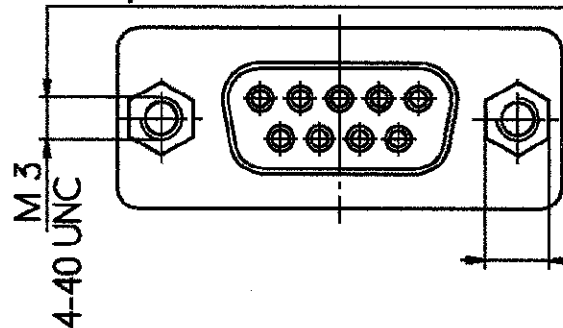
Einzelheit A (5:1)  
detail A



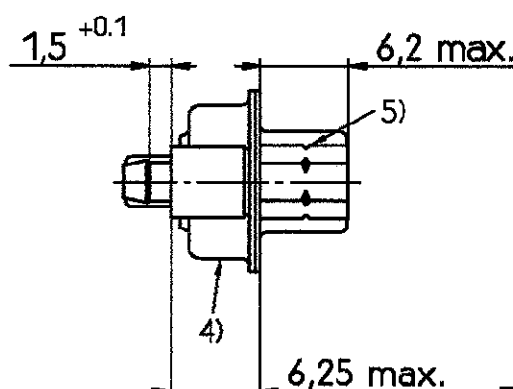
mit Gewinde- und Distanzbolzen mit Clip :  
with screwlock stud bolts and distance bolts and grounding socket : 7)

M3 : V42254-A2150-B\*\*\* 4-40 UNC : V42254-A2151-B\*\*\*  
V42254-A2152-B\*\*\* V42254-A2153-B\*\*\*


Verdrehsicherheit  $\geq 80$  Ncm  
torque retention  $\geq 80$  Ncm



Clip für :  
grounding socket for:  
- Loch:  $\varnothing 3,2^{+0.1}$   
hole:  
- LP-Dicke:  
PCB thickness:  $1,5^{+0.1}$



Erläuterungen: Seite 1  
dargestellt wird die 9-polige Ausführung  
remarks: see page 1  
drawn is the 9-contacts version

<b>tyco</b>		TYCO ELECTRONICS CORPORATION				SCALE 2:1		WEIGHT	
<b>Electronics</b>		OOSTKAMP - BELGIUM		<div>LOC GW</div>		DIMENSIONS IN MM		MATERIAL	
				DATE	01.03.90		PART NAME Sub-D Lötstiften gerade Buchsenleiste D-Sub straight soldering pins female connector		
				NAME	Embo				
				DEP.	PE Com PE&SE				
<b>B</b>	<b>EH01-1449-03</b>	<b>01 DEC 03</b>	<b>Jvdh</b>				PART NO.  V42254-A2***-B***-27		
A	WO00/7020	28 AUG 00	KV	TOLERANCE UNLESS SPECIFIED OTHERWISE					
07	WO97/2519	04.02.97	BTH						
06	WO96/2507	09.01.96	BTH						
REV.	CHANGE ORDER	DATE	APP.	Customer Drawing Nr. C7-1393483-1				SHT. 6-	
								OF 8	

V 4 2 2 5 4 - A 2 \* \* \* - B \* \* \*

Anschlußausführung // connection type	
1	Lötstiftlänge 3.2mm // soldering pin length 3.2mm
2	Lötstiftlänge 3.2mm // soldering pin length 3.2mm mit Masselötlötstiften 1) // with grounding soldering pins
3	Lötstiftlänge 5.55mm // soldering pin length 5.55mm
4	Lötstiftlänge 1.55mm 1) // soldering pin length 1.55mm 1)
5	Lötstiftlänge 14.05mm 1) // soldering pin length 14.05mm 1)
6	Lötstiftlänge 5.55mm // soldering pin length 5.55mm mit Masselötlötstiften 1) // with grounding soldering pins 1)

Steckerart // connector type	
B	Buchsenleiste // female connector

Kontaktüberfläche // Kontaktart // contact surface // contact type	
1	Anforderungsstufe 1 / gerollte Kontakte // performance level I / rolled contacts
2	Anforderungsstufe 2 / gerollte Kontakte // performance level II / rolled contacts

Polzahl // No. of contacts	
09	9-polig // 9-contacts
15	15-polig // 15-contacts
25	25-polig // 25-contacts
37	37-polig // 37-contacts
50	50-polig // 50-contacts

Steckverbinderunterscheidung // connector hardware

1\*

Standardausführung + Ausführung mit Gewindeeinsatz oder Gewindebolzen standard version + version with thread insert or screwlock stud bolts			
mit tyco- Beschriftung auf Blechteil with tyco marking on the shell	mit Strip- mutter with thread insert	mit Gewinde- bolzen with screwlock stud bolts	
12	ja // yes	4-40UNC	nein // no
14	ja // yes	M3	nein // no
15	ja // yes	nein // no	nein // no
16	ja // yes	nein // no	4-40UNC
17	nein // no	nein // no	nein // no
18	nein // no	nein // no	4-40UNC
19	ja // yes	nein // no	M3

2\*

Ausführung mit Distanzbolzen version with distance bolts		
Distanzbolzen distance bolts	mit tyco- Beschriftung auf Blechteil with tyco marking on the shell	
20	M3	ja // yes
22	M3	nein // no

3\*

Ausführung mit Gewindebolzen und Distanzbolzen version with screwlock stud bolts and distance bolts		
mit Gewinde- bolzen with screwlock stud bolts	mit Distanz- bolzen with distance bolts	mit tyco- Beschriftung auf Blechteil with tyco marking on the shell
30	M3	M3
31	4-40UNC	M3
32	M3	M3
33	4-40UNC	M3

4\*

Ausführung mit Distanzbolzen mit Clip version with distance bolts and grounding socket	
mit Distanz- bolzen with distance bolts	mit tyco- Beschriftung auf Blechteil with tyco marking on the shell
40	M3 + Clip grounding socket
41	4-40UNC + Clip grounding socket
42	M3 + Clip grounding socket

5\*

Ausführung mit Gewindebolzen und Distanzbolzen mit Clip version with screwlock stud bolts and distance bolts and grounding socket		
mit Gewinde- bolzen with screwlock stud bolts	mit Distanz- bolzen with distance bolts	mit tyco- Beschriftung auf Blechteil with tyco marking on the shell
50	M3	Clip grounding socket
51	4-40UNC	Clip grounding socket
52	M3	Clip grounding socket
53	4-40UNC	Clip grounding socket

THIS INFORMATION IS CONFIDENTIAL AND PROPRIETARY TO TYCO ELECTRONICS CORPORATION AND ITS WORLDWIDE SUBSIDIARIES AND AFFILIATES. IT MAY NOT BE DISCLOSED TO ANYONE, OTHER THAN TYCO ELECTRONICS PERSONEL, WITHOUT WRITTEN AUTHORIZATION FROM TYCO ELECTRONICS CORPORATION, HARRISBURG PENNSYLVANIA USA.

- 1) nicht für 50-polig  
2) nur für Lötstiftlänge 3.2mm  
1) not for 50-contacts version  
2) not for soldering pin length 3.2mm



<b>tyco</b>		TYCO ELECTRONICS CORPORATION		SCALE		WEIGHT	
<b>Electronics</b>		OOSTKAMP - BELGIUM		LCC DIMENSIONS GW NMM		MATERIAL	
DATE 01.03.90		NAME ENDS		APR. EC CS CIPD		PART NAME	
TOLERANCE UNLESS SPECIFIED OTHERWISE		PART NO.		Sub-D Lötstiften gerade Buchsenleiste D-Sub straight soldering pins female connector		6-7+ 7+	
REV. CHANGE ORDER		DATE 28 AUG 00		APP. Customer Drawing Nr. C7-1393483-1		OF 8	

Active part numbers. Contact Tyco Electronics for other configuration availability.

Old Part Number	Tyco Part Number	
V42254-A2112-B225	7-1393483-2	
V42254-A2114-B215	7-1393483-6	
V42254-A2115-B125	8-1393483-6	
V42254-A2115-B209	8-1393483-7	
V42254-A2115-B215	8-1393483-8	
V42254-A2115-B225	8-1393483-9	
V42254-A2115-B237	9-1393483-0	
V42254-A2115-B250	1-1393740-3	
V42254-A2116-B209	0-1393484-3	
V42254-A2116-B215	8-1393500-9	superseded 3-1393487-5
V42254-A2116-B237	0-1393484-5	restricted
V42254-A2141-B209	1-1393484-5	restricted
V42254-A2141-B225	1-1393484-7	restricted
V42254-A2141-B237	1-1393484-8	restricted
V42254-A2151-B225	2-1393484-4	restricted
V42254-A2212-B209	1-1393740-7	
V42254-A2212-B215	1-1393740-8	
V42254-A2212-B225	1-1393740-9	
V42254-A2214-B209	2-1393740-8	
V42254-A2214-B215	2-1393740-9	
V42254-A2214-B225	3-1393740-0	restricted
V42254-A2214-B237	3-1393740-1	
V42254-A2215-B209	4-1393740-4	
V42254-A2215-B215	4-1393740-5	
V42254-A2215-B225	4-1393740-6	
V42254-A2215-B237	4-1393740-7	
V42254-A2216-B115	6-1393740-7	
V42254-A2216-B125	6-1393740-8	
V42254-A2216-B209	7-1393740-0	
V42254-A2216-B215	7-1393740-1	
V42254-A2216-B225	7-1393740-2	
V42254-A2216-B237	7-1393740-3	
V42254-A2219-B209	9-1393740-0	
V42254-A2219-B215	9-1393740-1	
V42254-A2219-B225	9-1393740-2	
V42254-A2219-B237	9-1393740-3	
V42254-A2315-B115	3-1393484-2	
V42254-A2315-B209	3-1393484-3	
V42254-A2315-B215	3-1393484-4	
V42254-A2315-B225	3-1393484-5	restricted
V42254-A2315-B237	3-1393484-6	
V42254-A2315-B250	9-1393740-8	
V42254-A2819-B209	0-1393741-5	OBSELETE
V42254-A2819-B225	0-1393741-6	OBSELETE

**tyco**  
**Electronics**

Tyco Electronics Corporation  
Oostkamp - Belgium

SCALE  MATERIAL  WEIGHT

LOC DIMENSIONS IN MM  
GW

DATE 01.03.90  
NAME Embo  
DEP. PE Com PE&SE

TOLERANCE UNLESS SPECIFIED OTHERWISE

PART NAME Sub-D Lötstiften gerade  
Buchsenleiste  
D-Sub straight soldering pins  
female connector

PART NO. V42254-A2\*\*\*-B\*\*\*-\*-27

REV. CHANGE ORDER DATE APP. **B** EH01-1449-03.01 DEC 03 JvdH **A** WO00/7020 28 AUG 00 KV

CUSTOMER Drawing Nr. C 7-1393483-1

Customer Drawing Nr. C 7-1393483-1

Customer Drawing Nr. C 7-1393483-1

THIS INFORMATION IS CONFIDENTIAL AND PROPRIETARY TO TYCO ELECTRONICS CORPORATION AND ITS WORLDWIDE SUBSIDIARIES AND AFFILIATES. IT MAY NOT BE DISCLOSED TO ANYONE, OTHER THAN TYCO ELECTRONICS PERSONEL, WITHOUT WRITTEN AUTHORIZATION FROM TYCO ELECTRONICS CORPORATION, HARRISBURG, PENNSYLVANIA, USA.

PROPRIETARY:



# Mouser Electronics

Authorized Distributor

Click to View Pricing, Inventory, Delivery & Lifecycle Information:

[TE Connectivity:](#)

[1-1393740-7](#) [8-1393483-9](#)