



TE Connectivity EN 50306 WIRE & CABLE PRODUCTS

While TE Connectivity Ltd. has made every reasonable effort to ensure the accuracy of the information in this document, TE does not guarantee that it is error-free, nor does TE make any other representation, warranty or guarantee that the information is accurate, correct, reliable or current. TE reserves the right to make any adjustments to the information contained herein at any time without notice. TE expressly disclaims all implied warranties regarding the information contained herein, including, but not limited to, any implied warranties of merchantability or fitness for a particular purpose. The dimensions in this document are for reference purposes only and are subject to change without notice. Specifications are subject to change without notice. Consult TE for the latest dimensions and design specifications.



TECHNICAL DATA SHEET


EN 50306 WIRE & CABLE PRODUCTS

Application/Use:

Zero Halogen, light weight cable for signal, and Low voltage applications (300V). The construction is a single wall construction made with a TE Connectivity polymer blend.

Developed to meet Rail specification requirements, whilst maintaining the desirable features of small size, lightweight, flexible and non-wrinkling.

Typical applications include terminal boxes, ground connection and carriage wiring.



Features:

- Electron beam crosslinked insulation – EL 109
- EM104 / S2 Jacket material for multicore cables
- Thin Wall, Light Weight
- Meets common railway requirements
- Highly flexible and low bending radii

While TE Connectivity Ltd. has made every reasonable effort to ensure the accuracy of the information in this document, TE does not guarantee that it is error-free, nor does TE make any other representation, warranty or guarantee that the information is accurate, correct, reliable or current. TE reserves the right to make any adjustments to the information contained herein at any time without notice. TE expressly disclaims all implied warranties regarding the information contained herein, including, but not limited to, any implied warranties of merchantability or fitness for a particular purpose. The dimensions in this document are for reference purposes only and are subject to change without notice. Specifications are subject to change without notice. Consult TE for the latest dimensions and design specifications.



TECHNICAL DATA SHEET

EN 50306 WIRE & CABLE PRODUCTS

EN50306-2-RAIL

SINGLE CORE WIRE

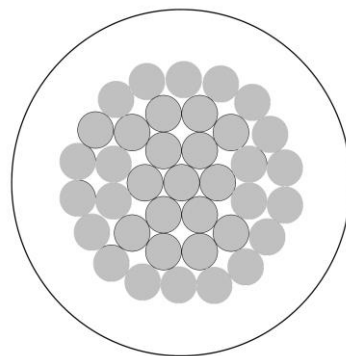
Conductor	Stranded Tinned Copper	Voltage Rating	300 V AC
Number of Conductors	1		
Cross Section	0.50mm ² – 2.50mm ²	Temperature Range	-40°C to +120°C

Construction

Insulation	EBXL – EL 109 Colour: White
Conductor	Finely Stranded Annealed Electro Tinned Copper

Characteristics

- Excellent resistance to high and low temperature
- Outstanding Flame retardant
- Halogen free
- Thin walled with excellent flexibility
- Resistance to Oil, fuel, ozone and weathering.
- Easy to strip
- Low smoke density
- Soldering iron resistant
- Electron Beam Cross Linked.
- Resistance to corona effect



Standards

Specification / Standard	Category / Hazard Level
EN 45545-2	R15/R16 – Hazard Level 3
EN 50306-2*	Meets requirements of EN 50306-2 Hazard Level 4, Identifier M
DIN 5510-2	

While TE Connectivity Ltd. has made every reasonable effort to ensure the accuracy of the information in this document, TE does not guarantee that it is error-free, nor does TE make any other representation, warranty or guarantee that the information is accurate, correct, reliable or current. TE reserves the right to make any adjustments to the information contained herein at any time without notice. TE expressly disclaims all implied warranties regarding the information contained herein, including, but not limited to, any implied warranties of merchantability or fitness for a particular purpose. The dimensions in this document are for reference purposes only and are subject to change without notice. Specifications are subject to change without notice. Consult TE for the latest dimensions and design specifications.



TECHNICAL DATA SHEET

EN 50306 WIRE & CABLE PRODUCTS

EN50306-2-RAIL

SINGLE CORE WIRE

Part Description	Conductor			Finished Wire				
	Nominal	Conductor	Diameter	Insulation	Maximum	Diameter		Approx.
	Cross Sectional Area	Stranding No./Diam.	Max.	Thickness Min.	Resistance @ 20°C	(mm)		Weight
	(mm ²)	(mm)	(mm)	(mm)	(Ohms/km)	Min.	Max.	(kg/km)
EN50306-2-RAIL-0.50	0.50	19/0.18	0.95	0.18	40.10	1.15	1.45	6.0
EN50306-2-RAIL-0.75	0.75	37/0.16	1.15	0.18	26.70	1.35	1.65	8.0
EN50306-2-RAIL-1.00	1.00	37/0.18	1.30	0.18	20.00	1.40	1.80	10.0
EN50306-2-RAIL-1.50	1.50	37/0.23	1.65	0.22	13.70	1.90	2.30	15.0
EN50306-2-RAIL-2.50	2.50	37/0.30	2.15	0.28	8.21	2.45	2.85	25.0

EN50306-2-RAIL

PART NUMBERS

Part Description	Product Detail	TE Part Number
EN50306-2-RAIL-0.50	Single Wire, 0.50 mm ² , White Insulation, 300V, EN 50306-3	2333642-1
EN50306-2-RAIL-0.75	Single Wire, 0.75 mm ² , White Insulation, 300V, EN 50306-3	2333643-1
EN50306-2-RAIL-1.00	Single Wire, 1.00 mm ² , White Insulation, 300V, EN 50306-3	2333644-1
EN50306-2-RAIL-1.50	Single Wire, 1.50 mm ² , White Insulation, 300V, EN 50306-3	2333645-1
EN50306-2-RAIL-2.50	Single Wire, 2.50 mm ² , White Insulation, 300V, EN 50306-3	2333646-1

While TE Connectivity Ltd. has made every reasonable effort to ensure the accuracy of the information in this document, TE does not guarantee that it is error-free, nor does TE make any other representation, warranty or guarantee that the information is accurate, correct, reliable or current. TE reserves the right to make any adjustments to the information contained herein at any time without notice. TE expressly disclaims all implied warranties regarding the information contained herein, including, but not limited to, any implied warranties of merchantability or fitness for a particular purpose. The dimensions in this document are for reference purposes only and are subject to change without notice. Specifications are subject to change without notice. Consult TE for the latest dimensions and design specifications.


EN50306-3-RAIL

MULTI-CORE SHIELDED CABLES

Conductor	IEC 60228 Class 5	Voltage Rating	300 V AC
Number of Conductors	1 to 4		
Cross Section	0.50mm ² – 2.50mm ²	Temperature Range	-40°C to +120°C

Construction

Cores	EN 50306-2-RAIL Primary Wire - White
EMC Screen	Tinned copper braid
Jacket	EXBL – EM104
	Colour: Black



Characteristics

- Excellent resistance to high and low temperature
- Outstanding Flame retardant
- Halogen free
- Thin walled with excellent flexibility
- Resistance to Oil, fuel, ozone and weathering.
- Easy to strip
- Low smoke density
- Soldering iron resistant
- Electron Beam Cross Linked.
- Resistance to corona effect.

Standards

Specification / Standard	Category / Hazard Level
EN 45545-2	R15/R16 – Hazard Level 3
EN 50306-3	*Meets requirements of EN 50306-3 Hazard Level 4, Identifier MM
DIN 5510-2	

While TE Connectivity Ltd. has made every reasonable effort to ensure the accuracy of the information in this document, TE does not guarantee that it is error-free, nor does TE make any other representation, warranty or guarantee that the information is accurate, correct, reliable or current. TE reserves the right to make any adjustments to the information contained herein at any time without notice. TE expressly disclaims all implied warranties regarding the information contained herein, including, but not limited to, any implied warranties of merchantability or fitness for a particular purpose. The dimensions in this document are for reference purposes only and are subject to change without notice. Specifications are subject to change without notice. Consult TE for the latest dimensions and design specifications.



TECHNICAL DATA SHEET

EN 50306 WIRE & CABLE PRODUCTS

EN50306-3-RAIL

MULTI-CORE SHIELDED CABLES

Part Number	Nominal		Maximum Resistance @ 20°C (Ohms/km)	Core Diameter Max. (mm)	Sheath Thickness Min. (mm)	Outer Diameter (mm)		Approx. Cable Weight (kg/km)
	No. of Cores (No.)	CSA (mm²)				Min.	Max.	
EN50306-3-RAIL-1X0.50	1	0.50	40.1	1.45	0.20	2.3	2.9	15
EN50306-3-RAIL-2X0.50	2	0.50	40.1	1.45	0.20	3.5	4.4	32
EN50306-3-RAIL-3X0.50	3	0.50	40.1	1.45	0.20	3.7	4.7	38
EN50306-3-RAIL-4X0.50	4	0.50	40.1	1.45	0.20	4.0	5.2	46
EN50306-3-RAIL-6X0.50	6	0.50	40.1	1.45	0.20	5.5	6.5	67
EN50306-3-RAIL-8X0.50	8	0.50	40.1	1.45	0.20	6.1	7.1	86
EN50306-3-RAIL-1X0.75	1	0.75	26.7	1.65	0.20	2.5	3.1	19
EN50306-3-RAIL-2X0.75	2	0.75	26.7	1.65	0.20	3.9	4.8	41
EN50306-3-RAIL-3X0.75	3	0.75	26.7	1.65	0.20	4.0	5.2	49
EN50306-3-RAIL-4X0.75	4	0.75	26.7	1.65	0.20	4.5	5.7	59
EN50306-3-RAIL-6X0.75	6	0.75	26.7	1.65	0.20	6.1	7.1	87
EN50306-3-RAIL-8X0.75	8	0.75	26.7	1.65	0.20	7.3	8.3	112
EN50306-3-RAIL-1X1.00	1	1.00	20.0	1.80	0.20	2.7	3.3	21
EN50306-3-RAIL-2X1.00	2	1.00	20.0	1.80	0.20	4.2	5.3	46
EN50306-3-RAIL-3X1.00	3	1.00	20.0	1.80	0.20	4.5	5.7	56
EN50306-3-RAIL-4X1.00	4	1.00	20.0	1.80	0.20	5.0	6.2	70
EN50306-3-RAIL-6X1.00	6	1.00	20.0	1.80	0.20	6.3	7.3	103
EN50306-3-RAIL-8X1.00	8	1.00	20.0	1.80	0.20	7.5	8.5	135
EN50306-3-RAIL-1X1.50	1	1.50	13.7	2.30	0.20	3.1	3.7	28
EN50306-3-RAIL-2X1.50	2	1.50	13.7	2.30	0.20	5.1	6.2	65
EN50306-3-RAIL-3X1.50	3	1.50	13.7	2.30	0.20	5.4	6.6	80
EN50306-3-RAIL-4X1.50	4	1.50	13.7	2.30	0.20	6.0	7.2	100
EN50306-3-RAIL-6X1.50	6	1.50	13.7	2.30	0.20	7.3	8.3	149
EN50306-3-RAIL-8X1.50	8	1.50	13.7	2.30	0.20	8.5	9.5	195

While TE Connectivity Ltd. has made every reasonable effort to ensure the accuracy of the information in this document, TE does not guarantee that it is error-free, nor does TE make any other representation, warranty or guarantee that the information is accurate, correct, reliable or current. TE reserves the right to make any adjustments to the information contained herein at any time without notice. TE expressly disclaims all implied warranties regarding the information contained herein, including, but not limited to, any implied warranties of merchantability or fitness for a particular purpose. The dimensions in this document are for reference purposes only and are subject to change without notice. Specifications are subject to change without notice. Consult TE for the latest dimensions and design specifications.



TECHNICAL DATA SHEET

EN 50306 WIRE & CABLE PRODUCTS

EN50306-3-RAIL

MULTI-CORE SHIELDED CABLES

Part Number	Nominal		Maximum Resistance @ 20°C (Ohms/km)	Core Diameter Max. (mm)	Sheath Thickness Min. (mm)	Outer Diameter (mm)		Approx. Cable Weight (kg/km)
	No. of Cores (No.)	CSA (mm ²)				Min.	Max.	
EN50306-3-RAIL-1X2.50	1	2.50	8.21	2.85	0.20	3.6	4.5	43
EN50306-3-RAIL-2X2.50	2	2.50	8.21	2.85	0.20	6.4	7.5	95
EN50306-3-RAIL-3X2.50	3	2.50	8.21	2.85	0.20	6.8	8.0	120
EN50306-3-RAIL-4X2.50	4	2.50	8.21	2.85	0.20	7.5	8.7	150

While TE Connectivity Ltd. has made every reasonable effort to ensure the accuracy of the information in this document, TE does not guarantee that it is error-free, nor does TE make any other representation, warranty or guarantee that the information is accurate, correct, reliable or current. TE reserves the right to make any adjustments to the information contained herein at any time without notice. TE expressly disclaims all implied warranties regarding the information contained herein, including, but not limited to, any implied warranties of merchantability or fitness for a particular purpose. The dimensions in this document are for reference purposes only and are subject to change without notice. Specifications are subject to change without notice. Consult TE for the latest dimensions and design specifications.



TECHNICAL DATA SHEET

EN 50306 WIRE & CABLE PRODUCTS

EN50306-3-RAIL

PART NUMBERS

Part Description	Product Detail	TE Part Number
EN50306-3-RAIL-1X0.50	1-Core Cable, 0.50 mm ² , White Core, Black Sheath, EN 50306-3	2336342-1
EN50306-3-RAIL-1X0.75	1-Core Cable, 0.75 mm ² , White Core, Black Sheath, EN 50306-3	2336347-1
EN50306-3-RAIL-1X1.00	1-Core Cable, 1.00 mm ² , White Core, Black Sheath, EN 50306-3	2336365-1
EN50306-3-RAIL-1X1.50	1-Core Cable, 1.50 mm ² , White Core, Black Sheath, EN 50306-3	2336371-1
EN50306-3-RAIL-1X2.50	1-Core Cable, 2.50 mm ² , White Core, Black Sheath, EN 50306-3	2336375-1
EN50306-3-RAIL-2X0.50	2-Core Cable, 0.50 mm ² , White Core, Black Sheath, EN 50306-3	2336343-1
EN50306-3-RAIL-2X0.75	2-Core Cable, 0.75 mm ² , White Core, Black Sheath, EN 50306-3	2336358-1
EN50306-3-RAIL-2X1.00	2-Core Cable, 1.00 mm ² , White Core, Black Sheath, EN 50306-3	2336366-1
EN50306-3-RAIL-2X1.50	2-Core Cable, 1.50 mm ² , White Core, Black Sheath, EN 50306-3	2336372-1
EN50306-3-RAIL-2X2.50	2-Core Cable, 2.50 mm ² , White Core, Black Sheath, EN 50306-3	2336376-1
EN50306-3-RAIL-3X0.50	3-Core Cable, 0.50 mm ² , White Core, Black Sheath, EN 50306-3	2336345-1
EN50306-3-RAIL-3X0.75	3-Core Cable, 0.75 mm ² , White Core, Black Sheath, EN 50306-3	2336362-1
EN50306-3-RAIL-3X1.00	3-Core Cable, 1.00 mm ² , White Core, Black Sheath, EN 50306-3	2336369-1
EN50306-3-RAIL-3X1.50	3-Core Cable, 1.50 mm ² , White Core, Black Sheath, EN 50306-3	2336373-1
EN50306-3-RAIL-3X2.50	3-Core Cable, 2.50 mm ² , White Core, Black Sheath, EN 50306-3	2336377-1
EN50306-3-RAIL-4X0.50	4-Core Cable, 0.50 mm ² , White Core, Black Sheath, EN 50306-3	2336346-1
EN50306-3-RAIL-4X0.75	4-Core Cable, 0.75 mm ² , White Core, Black Sheath, EN 50306-3	2336364-1
EN50306-3-RAIL-4X1.00	4-Core Cable, 1.00 mm ² , White Core, Black Sheath, EN 50306-3	2336370-1
EN50306-3-RAIL-4X1.50	4-Core Cable, 1.50 mm ² , White Core, Black Sheath, EN 50306-3	2336374-1
EN50306-3-RAIL-4X2.50	4-Core Cable, 2.50 mm ² , White Core, Black Sheath, EN 50306-3	2336378-1

While TE Connectivity Ltd. has made every reasonable effort to ensure the accuracy of the information in this document, TE does not guarantee that it is error-free, nor does TE make any other representation, warranty or guarantee that the information is accurate, correct, reliable or current. TE reserves the right to make any adjustments to the information contained herein at any time without notice. TE expressly disclaims all implied warranties regarding the information contained herein, including, but not limited to, any implied warranties of merchantability or fitness for a particular purpose. The dimensions in this document are for reference purposes only and are subject to change without notice. Specifications are subject to change without notice. Consult TE for the latest dimensions and design specifications.

Mouser Electronics

Authorized Distributor

Click to View Pricing, Inventory, Delivery & Lifecycle Information:

TE Connectivity:

[EN50306-3-RAIL-2X0.75](#) [EN50306-3-RAIL-2X1.00](#) [EN50306-3-RAIL-2X1.50](#) [EN50306-3-RAIL-1X1.00](#) [EN50306-3-RAIL-1X1.50](#) [EN50306-3-RAIL-1X2.50](#) [EN50306-3-RAIL-4X1.00](#) [EN50306-3-RAIL-4X1.50](#) [EN50306-3-RAIL-4X2.50](#) [EN50306-3-RAIL-2X2.50](#) [EN50306-3-RAIL-3X0.75](#) [EN50306-3-RAIL-3X1.00](#) [EN50306-3-RAIL-3X1.50](#) [EN50306-3-RAIL-3X2.50](#) [EN50306-3-RAIL-4X0.75](#)