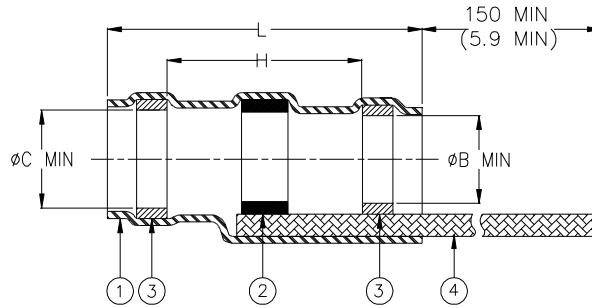


CUSTOMER DRAWING



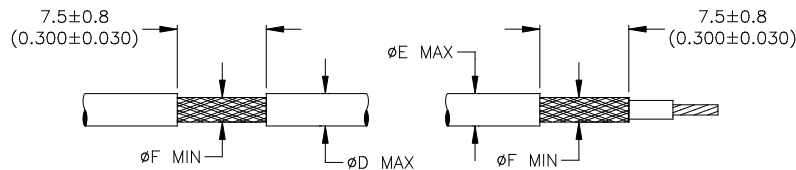
Product Name	Component Dimensions					Shall Accommodate Cable with Dimensions		
	Ident. Code	L±1.75 (L±0.070)	Ø B min	Ø C min	H min	Ø E max	Ø F min	Ø D max
S03-01-R	S0301R	16.50 (0.650)	1.90 (0.075)	2.65 (0.105)	8.25 (0.325)	2.65 (0.105)	0.90 (0.035)	1.90 (0.075)
S03-02-R	S0302R	16.50 (0.650)	2.65 (0.105)	3.68 (0.145)	8.25 (0.325)	3.68 (0.145)	1.40 (0.055)	2.65 (0.105)
S03-03-R	S0303R	16.50 (0.650)	4.30 (0.170)	5.08 (0.200)	8.25 (0.325)	5.08 (0.200)	2.15 (0.085)	4.30 (0.170)
S03-04-R	S0304R	19.10 (0.750)	5.95 (0.235)	6.45 (0.255)	8.25 (0.325)	6.45 (0.255)	3.30 (0.130)	5.95 (0.235)
S03-05-R	S0305R	19.10 (0.750)	7.00 (0.275)	7.60 (0.300)	8.25 (0.325)	7.60 (0.300)	4.30 (0.170)	7.00 (0.275)


MATERIALS

1. INSULATION SLEEVE: Heat-shrinkable, transparent blue, radiation cross-linked modified polyvinylidene fluoride.
2. SOLDER PREFORM WITH FLUX AND THERMAL INDICATOR
 SOLDER: TYPE Sn63 per ANSI-J-STD-006.
 FLUX: TYPE ROL1 per ANSI-J-STD-004.
 THERMAL INDICATOR: Color change violet to colorless.
3. MELTABLE RINGS: Stabilized thermoplastic. Color: blue.
4. PRE-INSTALLED BRAID: Tin-plated copper strands. CMA 640.

APPLICATION

1. These parts are designed to provide an environment protected shield termination on cables, rated for 125°C minimum, meeting the dimensional criteria listed and having tin or silver-plated shields and insulation compatible with the insert material. For compatible insulations, see SAE AS83519/3 or consult TE Connectivity.
2. When installed per TE Connectivity /Raychem process standard RCPS-100-70, assemblies will meet those requirements of TE Connectivity /Raychem Specification RT-1404 and SAE AS83519/3, which do not require electrical testing while parts are immersed in water.
3. Temperature range: -55°C to +150°C.
4. Parts shall be marked with identification code per table. For best results prepare the cable as shown below.



		Raychem DEVICES		TITLE: SOLDERSLEEVE* DEVICES SHIELD TERMINATION WITH PRE-INSTALLED BRAID	
Unless otherwise specified dimensions are in millimeters. [Inches dimensions are shown in brackets]				DOCUMENT NO.: S03-01/-05-R	
TOLERANCES: 0.00 N/A 0.0 N/A 0 N/A	ANGLES: N/A ROUGHNESS IN MICRON	TE Connectivity reserves the right to amend this drawing at any time. Users should evaluate the suitability of the product for their application.		REV : E1	DATE : 08-Mar-2022
PREPARED BY: PRASANTH.M	CAGE CODE: 06090	ECN: ECN-22-142534	SCALE: NTS	SIZE: A	SHEET: 1 of 1

Mouser Electronics

Authorized Distributor

Click to View Pricing, Inventory, Delivery & Lifecycle Information:

[TE Connectivity:](#)

[S03-02-R-9035-100](#) [S03-03-R-9035-100](#) [S03-04-R-9035-100](#) [S03-04-RCS304](#) [S03-02-RCS405](#) [S03-03-RCS405](#)
[S03-04-R-100CS244](#) [S03-02-R-100CS304](#) [S03-03-R-100CS244](#) [S03-03-RCS1155](#) [S03-03-R-100CS1147](#) [S03-04-](#)
[RCS2204](#) [S03-02-R-100CS1147](#) [S03-03-R-100CS405](#)