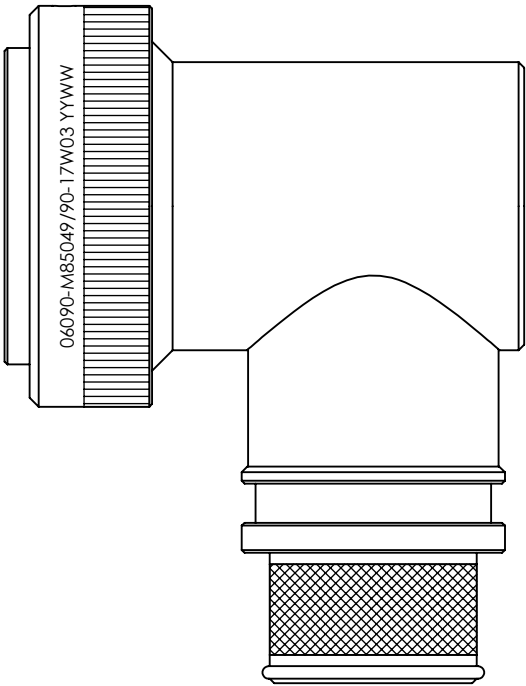


REVISIONS



SELF-LOCKING
SHIELD BAND TERMINATION
SHRINK BOOT ACCOMMODATION 90° ADAPTOR

1. THIS PRODUCT IS DESIGNED TO TERMINATE A BRAIDED CABLE SHIELD AND A HEAT SHRINKABLE LIPPED BOOT TO A CONNECTOR, AND DESIGNED TO MEET REQUIREMENTS OF AS85049/90.
2. ALL COMPONENTS SHALL BE PACKAGED AND SUPPLIED IN A PLASTIC BAG AND LABELED WITH M85049/90 DESIGNATION. e.g. M85049/90-17W03
3. THIS ADAPTOR MATES TO CONNECTOR MIL-DTL-38999 SERIES III & IV.
4. PART SUPPLIED WITH STANDARD DETENTED SELF-LOCKING WHICH PROVIDES A POSITIVE AUDIBLE DETENTED COUPLING.
5. CATEGORY 3B - MEDIUM DUTY - NON-ENVIRONMENTAL
6. FOR MATERIALS AND PLATING FINISHES INFORMATION REFER TO R85049.
FOR ALTERNATIVE MATERIALS AND PLATING FINISHES CONTACT TE CONNECTIVITY.

RELEASED FOR PUBLICATION

ALL RIGHTS RESERVED.



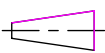
THIS DRAWING IS UNPUBLISHED.

BY



20

©

DIMENSIONS: INCHES	DWN: N.HAWKINS	10/06/2019	MATERIAL: SEE P/N BREAKDOWN		FINISH: SEE P/N BREAKDOWN	
	CHK: R.STYLES	14/06/2019	<div> TE Connectivity</div>			
TOLERANCES UNLESS OTHERWISE SPECIFIED: GENERAL TOL LINEAR $\pm 0.01"$ ANGULAR $\pm 1^\circ$	APVD: M.PAUL	27/06/2019	PART NUMBER: R85049/90 SERIES			
	PRODUCT SPEC:	-	NAME: Connector Accessories, Electrical, Backshell, 90 DEG, Self-Locking, Shield Band Termination (RFI/EMI), Shrink Boot Accommodation, Category 3B			
	APPLICATION SPEC:	-				
	WEIGHT:	-	SIZE	CAGE CODE	DRAWING NO	RESTRICTED TO
 	CUSTOMER DRAWING		A4	06090	©-P45768	
			SCALE 1.5:1		SHEET 1 OF 2	REV BA

REVISIONS

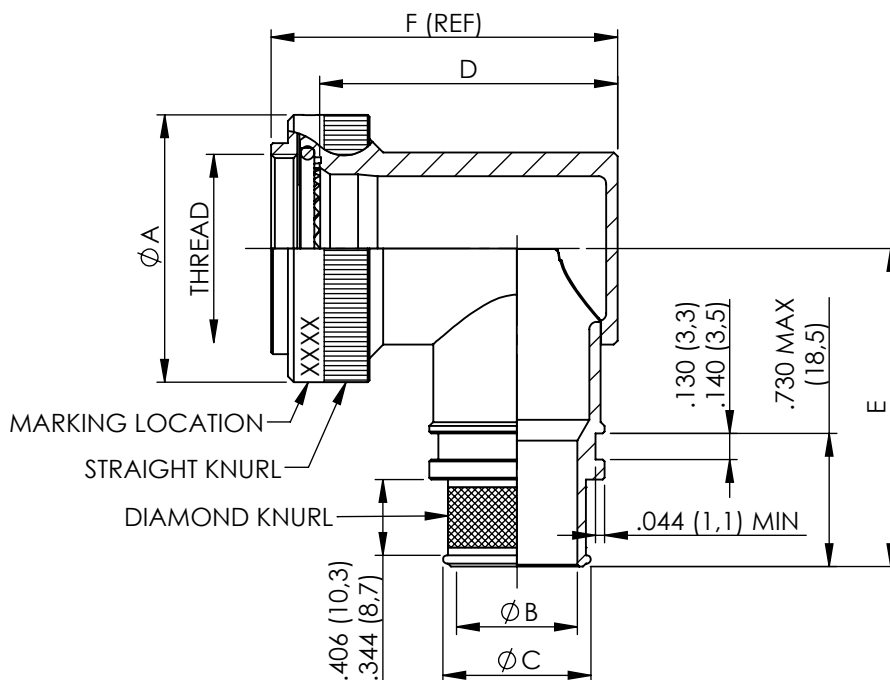



TABLE 1

ACCESSORY SHELL SIZE	SHELL SIZE CODE	THREAD	A MAX DIA	B DIA $\pm .010$ ENTRY SIZE		C DIA REF		D MAX	E MAX	F (REF)
				02	03	02	03			
09	A	M12 x 1.0	.858 (21,79)	N/A	.250 (6,35)	N/A	.395 (10,03)	1.375 (34,93)	1.417 (35,99)	1.623 (41,22)
11	B	M15 x 1.0	.984 (24,99)	N/A	.312 (7,92)	N/A	.457 (11,61)	1.437 (36,50)	1.480 (37,59)	1.685 (42,80)
13	C	M18 x 1.0	1.157 (29,39)	.312 (7,92)	.438 (11,13)	.457 (11,61)	.583 (14,81)	1.562 (39,67)	1.553 (39,45)	1.810 (45,97)
15	D	M22 x 1.0	1.279 (32,49)	.438 (11,13)	.562 (14,27)	.583 (14,81)	.707 (17,96)	1.687 (42,85)	1.614 (41,00)	1.935 (49,15)
17	E	M25 x 1.0	1.406 (35,71)	.500 (12,70)	.625 (15,88)	.645 (16,38)	.770 (19,56)	1.750 (44,45)	1.678 (42,62)	1.998 (50,75)
19	F	M28 x 1.0	1.516 (38,51)	.625 (15,88)	.750 (19,05)	.770 (19,56)	.895 (22,73)	1.875 (47,63)	1.773 (45,03)	2.123 (53,92)
21	G	M31 x 1.0	1.621 (41,71)	.625 (15,88)	.812 (20,62)	.770 (19,56)	.957 (24,31)	1.938 (49,23)	1.796 (45,62)	2.186 (55,52)
23	H	M34 x 1.0	1.768 (44,91)	.688 (17,48)	.938 (23,83)	.829 (21,06)	1.083 (27,51)	2.062 (52,37)	1.859 (47,22)	2.310 (58,67)
25	J	M37 x 1.0	1.889 (47,98)	.750 (19,05)	1.000 (25,40)	.895 (22,73)	1.145 (29,08)	2.125 (53,98)	1.919 (48,74)	2.373 (60,27)

METRIC EQUIVALENTS ARE IN PARENTHESIS AND ARE GIVEN FOR GENERAL INFORMATION ONLY

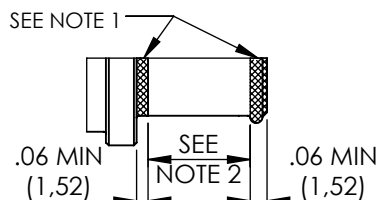
TABLE 2

CODE	FINISH
N	ELECTROLESS NICKEL (96HRS SALT SPRAY RESISTANCE)
W	CADMIUM OLIVE DRAB OVER ELECTROLESS NICKEL (1000HRS SALT SPRAY RESISTANCE)
Z	ZINC NICKEL BLACK PASSIVATE OVER ELECTROLESS NICKEL (1000HRS SALT SPRAY RESISTANCE)
P	CADMIUM OLIVE DRAB OVER ELECTROLESS NICKEL (SELECTIVE PLATING)

NOTES FOR SELECTIVE PLATING: -

1. CADMIUM/NICKEL INTERFACE SHALL BE COATED WITH POLYSULFIDE SEALANT.
2. AREA FREE OF CADMIUM.

SELECTIVE PLATING



BASIC PART NUMBER
 SPECIFICATION SHEET
 CONFIGURATION
 - (DASH) FOR SELF-LOCKING
 CONNECTOR SHELL SIZE (TABLE 1)
 FINISH (TABLE 2)
 ENTRY SIZE (TABLE 1)

R85049/90-17W03

DIMENSIONS:

INCHES

TOLERANCES UNLESS OTHERWISE SPECIFIED:

 GENERAL TOL
 LINEAR $\pm .01$ "
 ANGULAR $\pm 1^\circ$

DWN: N.HAWKINS

10/06/2019

CHK: R.STYLES

14/06/2019

APVD: M.PAUL

27/06/2019

PRODUCT SPEC:

APPLICATION SPEC:

WEIGHT:

MATERIAL: SEE P/N BREAKDOWN

FINISH: SEE P/N BREAKDOWN



TE Connectivity

PART NUMBER:

R85049/90 SERIES

 NAME: Connector Accessories, Electrical, Backshell, 90 DEG,
 Self-Locking, Shield Band Termination (RFI/EMI),
 Shrink Boot Accommodation, Category 3B

SIZE

CAGE CODE

DRAWING NO

RESTRICTED TO

A4

06090

C=P45768

CUSTOMER DRAWING

SCALE

1:1

SHEET

2

OF

2

REV

BA

Mouser Electronics

Authorized Distributor

Click to View Pricing, Inventory, Delivery & Lifecycle Information:

[TE Connectivity:](#)

[R85049/90-13N03](#)