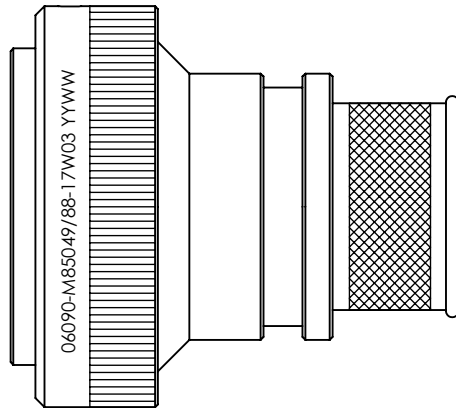


REVISIONS



SELF-LOCKING SHIELD BAND TERMINATION SHRINK BOOT ACCOMMODATION ADAPTOR

1. THIS PRODUCT IS DESIGNED TO TERMINATE A BRAIDED CABLE SHIELD AND A HEAT SHRINKABLE LIPPED BOOT TO A CONNECTOR, AND DESIGNED TO MEET REQUIREMENTS OF AS85049/88.
2. ALL COMPONENTS SHALL BE PACKAGED AND SUPPLIED IN A PLASTIC BAG AND LABELED WITH M85049/88 DESIGNATION. e.g. M85049/88-17W03
3. THIS ADAPTOR MATES TO CONNECTOR MIL-DTL-38999 SERIES III & IV.
4. PART SUPPLIED WITH STANDARD DETENTED SELF-LOCKING WHICH PROVIDES A POSITIVE AUDIBLE DETENTED COUPLING.
5. CATEGORY 3B - MEDIUM DUTY - NON-ENVIRONMENTAL
6. FOR MATERIALS AND PLATING FINISHES INFORMATION REFER TO R85049.
FOR ALTERNATIVE MATERIALS AND PLATING FINISHES CONTACT TE CONNECTIVITY.



RELEASED FOR PUBLICATION

ALL RIGHTS RESERVED.

THIS DRAWING IS UNPUBLISHED.

COPYRIGHT 20 BY



DIMENSIONS: INCHES	DWN: N.HAWKINS	07/06/2019	MATERIAL: SEE P/N BREAKDOWN		FINISH: SEE P/N BREAKDOWN					
	CHK: R.STYLES	14/06/2019	<div>TE Connectivity</div>							
TOLERANCES UNLESS OTHERWISE SPECIFIED: GENERAL TOL LINEAR $\pm 0.01"$ ANGULAR $\pm 1^\circ$	APVD: M.PAUL	27/06/2019	PART NUMBER: R85049/88 SERIES							
	PRODUCT SPEC:		NAME: Connector Accessories, Electrical, Backshell, Straight, Self-Locking, Shield Band Termination (RFI/EMI), Shrink Boot Accommodation, Category 3B							
	-									
	APPLICATION SPEC:		SIZECAGE CODEDRAWING NORESTRICTED TO							
	-									
WEIGHT:		A4	06090	C-P45766						
	CUSTOMER DRAWING				SCALE	1.5:1	SHEET	1 OF 2	REV	BA

REVISIONS

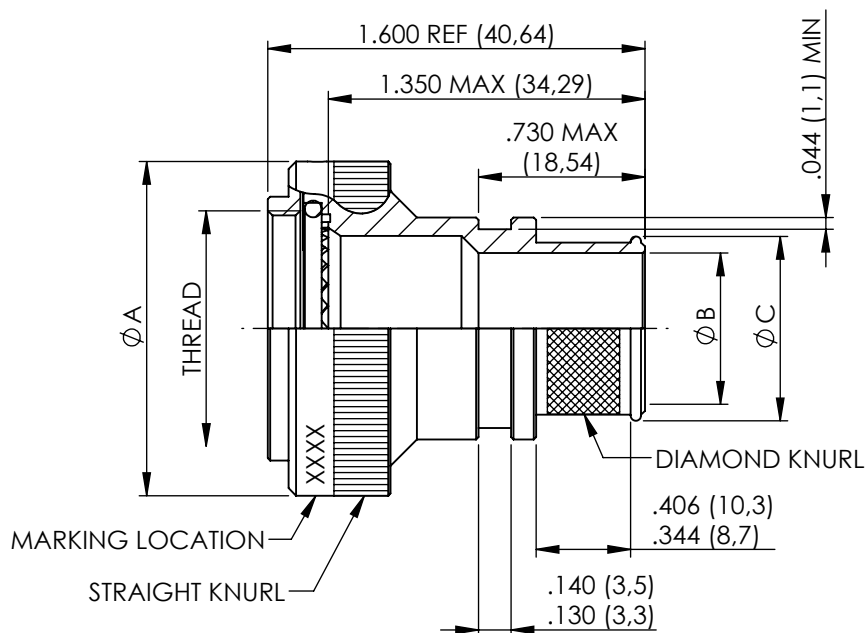
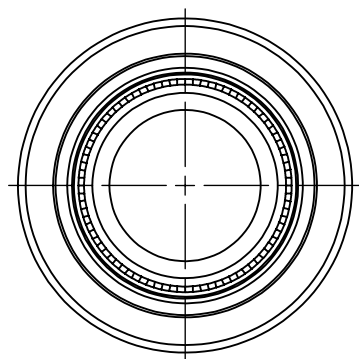


TABLE 1

ACCESSORY SHELL SIZE	SHELL SIZE CODE	THREAD	A MAX DIA	B DIA $\pm .010$ ENTRY SIZE		C DIA REF	
				02	03	02	03
09	A	M12 x 1,0	.858 (21,79)	N/A	.250 (6,35)	N/A	.395 (10,03)
11	B	M15 x 1,0	.984 (24,99)	N/A	.312 (7,92)	N/A	.457 (11,61)
13	C	M18 x 1,0	1.157 (29,39)	.312 (7,92)	.438 (11,13)	.457 (11,61)	.583 (14,81)
15	D	M22 x 1,0	1.279 (32,49)	.438 (11,13)	.562 (14,27)	.583 (14,81)	.707 (17,96)
17	E	M25 x 1,0	1.406 (35,71)	.500 (12,70)	.625 (15,88)	.645 (16,38)	.770 (19,56)
19	F	M28 x 1,0	1.516 (38,51)	.625 (15,88)	.750 (19,05)	.770 (19,56)	.895 (22,73)
21	G	M31 x 1,0	1.621 (41,71)	.625 (15,88)	.812 (20,62)	.770 (19,56)	.957 (24,31)
23	H	M34 x 1,0	1.768 (44,91)	.688 (17,48)	.938 (23,83)	.829 (21,06)	1.083 (27,51)
25	J	M37 x 1,0	1.889 (47,98)	.750 (19,05)	1.000 (25,40)	.895 (22,73)	1.145 (29,08)

METRIC EQUIVALENTS ARE IN PARENTHESIS AND ARE GIVEN FOR GENERAL INFORMATION ONLY

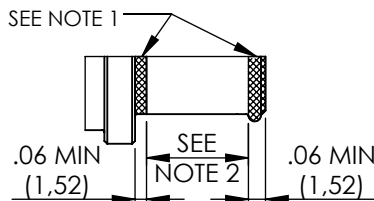
TABLE 2

CODE	FINISH
N	ELECTROLESS NICKEL (96HRS SALT SPRAY RESISTANCE)
W	CADMIUM OLIVE DRAB OVER ELECTROLESS NICKEL (1000HRS SALT SPRAY RESISTANCE)
Z	ZINC NICKEL BLACK PASSIVATE OVER ELECTROLESS NICKEL (1000HRS SALT SPRAY RESISTANCE)
P	CADMIUM OLIVE DRAB OVER ELECTROLESS NICKEL (SELECTIVE PLATING)

NOTES FOR SELECTIVE PLATING: -

1. CADMIUM/NICKEL INTERFACE SHALL BE COATED WITH POLYSULFIDE SEALANT.
2. AREA FREE OF CADMIUM.

SELECTIVE PLATING



BASIC PART NUMBER
 SPECIFICATION SHEET
 CONFIGURATION
 - (DASH) FOR SELF-LOCKING
 CONNECTOR SHELL SIZE (TABLE 1)
 FINISH (TABLE 2)
 ENTRY SIZE (TABLE 1)

R85049/88-17W03

DIMENSIONS:
INCHES

DWN: N.HAWKINS

07/06/2019

MATERIAL: SEE P/N BREAKDOWN

FINISH: SEE P/N BREAKDOWN

TOLERANCES UNLESS
OTHERWISE SPECIFIED:

CHK: R.STYLES

14/06/2019



TE Connectivity

GENERAL TOL
LINEAR $\pm .01"$
ANGULAR $\pm 1^\circ$

APVD: M.PAUL

27/06/2019

PART NUMBER:

R85049/88 SERIES

PRODUCT SPEC:

NAME: Connector Accessories, Electrical, Backshell,
 Straight, Self-Locking, Shield Band Termination
 (RFI/EMI), Shrink Boot Accommodation, Category 3B

APPLICATION SPEC:

SIZE

CAGE CODE

DRAWING NO

RESTRICTED TO

WEIGHT:

A4

06090

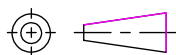
C=P45766

CUSTOMER DRAWING

SCALE 1,25:1

SHEET 2 OF 2

REV BA



RELEASED FOR PUBLICATION

ALL RIGHTS RESERVED.

THIS DRAWING IS UNPUBLISHED.

COPYRIGHT 20 BY

Mouser Electronics

Authorized Distributor

Click to View Pricing, Inventory, Delivery & Lifecycle Information:

[TE Connectivity:](#)

[M85049/88-11N03](#)