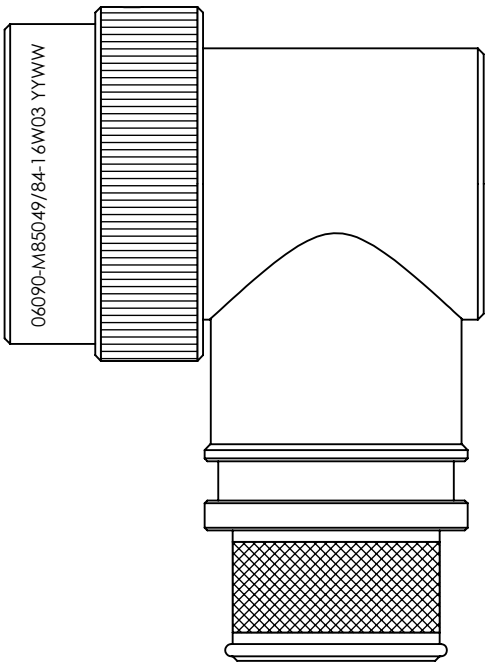


REVISIONS



SELF-LOCKING  
SHIELD BAND TERMINATION  
SHRINK BOOT ACCOMMODATION 90° ADAPTOR

1. THIS PRODUCT IS DESIGNED TO TERMINATE A BRAIDED CABLE SHIELD AND A HEAT SHRINKABLE LIPPED BOOT TO A CONNECTOR, AND DESIGNED TO MEET REQUIREMENTS OF AS85049/84.
2. ALL COMPONENTS SHALL BE PACKAGED AND SUPPLIED IN A PLASTIC BAG AND LABELED WITH M85049/84 DESIGNATION. e.g. M85049/84-16W03.
3. THIS ADAPTOR MATES TO CONNECTOR SAE-AS50151 CRIMP, MIL-DTL-26482 SERIES 2, SAE-AS81703 SERIES 3, AND MIL-DTL-83723 SERIES III.
4. PART SUPPLIED WITH STANDARD DETENTED SELF-LOCKING WHICH PROVIDES A POSITIVE AUDIBLE DETENTED COUPLING.
5. CATEGORY 3B - MEDIUM DUTY - NON-ENVIRONMENTAL
6. FOR MATERIALS AND PLATING FINISHES INFORMATION REFER TO R85049.  
FOR ALTERNATIVE MATERIALS AND PLATING FINISHES CONTACT TE CONNECTIVITY.

RELEASED FOR PUBLICATION




ALL RIGHTS RESERVED.

THIS DRAWING IS UNPUBLISHED.

BY

20

©

DIMENSIONS: INCHES	DWN: N.HAWKINS	04/06/2019	MATERIAL: SEE P/N BREAKDOWN		FINISH: SEE P/N BREAKDOWN				
	CHK: R.STYLES	14/06/2019	<div> TE Connectivity</div>						
TOLERANCES UNLESS OTHERWISE SPECIFIED:  GENERAL TOL LINEAR $\pm 0.01"$ ANGULAR $\pm 1^\circ$	APVD: M.PAUL	27/06/2019	PART NUMBER: R85049/84 SERIES						
	PRODUCT SPEC: -		NAME: Connector Accessories, Electrical, Backshell, 90 Deg, Self-Locking, Shield Band Termination (RFI/EMI), Shrink Sleeve Accommodation, Category 3B						
	APPLICATION SPEC: -		SIZE	CAGE CODE	DRAWING NO	RESTRICTED TO			
	WEIGHT:		A4	06090	C-P45758				
 	CUSTOMER DRAWING			SCALE	1.5:1	SHEET	1 OF 2	REV	CA

## REVISIONS

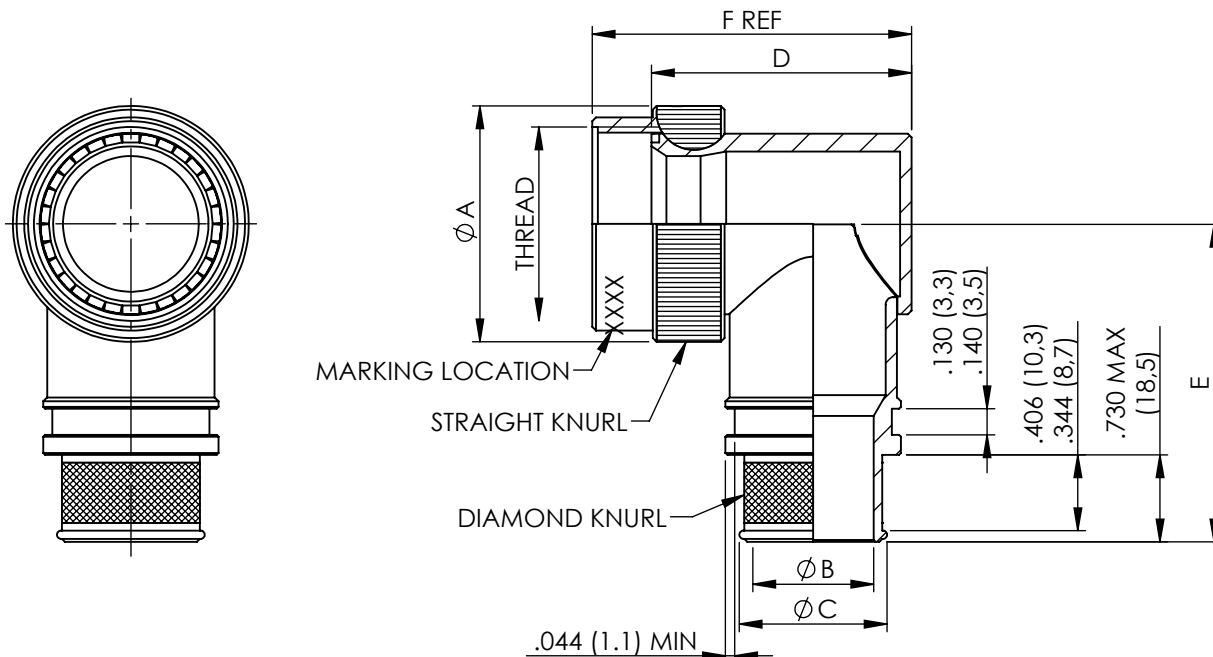


TABLE 1

ACCESSORY SHELL SIZE	FOR CONNECTOR SHELL SIZE (REF)				THREAD	A MAX DIA	B DIA $\pm .010$ ENTRY SIZE		C DIA REF		D MAX	E MAX	F REF
	AS81703 SERIES 3	MIL-DTL-26482 SERIES 2	AS50151 CRIMP	MIL-DTL-83723 SERIES III			02	03	02	03			
08	—	8	8S	8	1/2-20 UNEF	.885 (22,48)	N/A	.250 (6,35)	N/A	.395 (10,03)	1.188 (30,18)	1.417 (35,99)	1.497 (38,02)
10	—	10	10S, 10SL	10	5/8-24 UNEF	1.010 (25,65)	N/A	.312 (7,92)	N/A	.457 (11,61)	1.281 (32,54)	1.480 (37,59)	1.590 (40,39)
12	7	12	12S AND 12	12	3/4-20 UNEF	1.135 (28,83)	.312 (7,92)	.438 (11,13)	.457 (11,61)	.583 (14,81)	1.406 (35,71)	1.542 (39,17)	1.715 (43,56)
14	12	14	14S AND 14	14	7/8-20 UNEF	1.260 (32,00)	.438 (11,13)	.562 (14,27)	.583 (14,81)	.707 (17,96)	1.531 (38,89)	1.605 (40,77)	1.840 (46,74)
16	19	16	16S AND 16	16	1-20 UNEF	1.385 (35,18)	.500 (12,70)	.625 (15,88)	.645 (16,38)	.770 (19,56)	1.656 (42,06)	1.667 (42,34)	1.965 (49,91)
18	27	18	18	18	1 1/16-18 UNEF	1.510 (38,35)	.625 (15,88)	.750 (19,05)	.770 (19,56)	.895 (22,73)	1.718 (43,64)	1.730 (43,94)	2.027 (51,49)
20	37	20	20	20	1 3/16-18 UNEF	1.635 (41,53)	.625 (15,88)	.812 (20,62)	.770 (19,56)	.957 (24,31)	1.844 (46,84)	1.792 (45,52)	2.153 (54,69)
22	—	22	22	22	1 5/16-18 UNEF	1.760 (44,70)	.688 (17,48)	.938 (23,83)	.829 (21,06)	1.08 (27,51)	1.938 (49,23)	1.850 (46,99)	2.247 (57,07)
24	—	24	24	24	1 7/16-18 UNEF	1.885 (47,88)	.750 (19,05)	1.000 (25,40)	.895 (22,73)	1.145 (29,08)	2.093 (53,16)	1.917 (48,69)	2.402 (61,01)
28	—	—	28	—	1 3/4-18 UNS	2.135 (54,23)	.875 (22,23)	1.125 (28,58)	1.020 (25,91)	1.270 (32,26)	2.531 (64,29)	2.042 (51,87)	3.002 (76,25)

METRIC EQUIVALENTS ARE IN PARENTHESIS AND ARE GIVEN FOR GENERAL INFORMATION ONLY

TABLE 2

CODE	FINISH
N	ELECTROLESS NICKEL (96HRS SALT SPRAY RESISTANCE)
W	CADMIUM OLIVE DRAB OVER ELECTROLESS NICKEL (1000HRS SALT SPRAY RESISTANCE)
Z	ZINC NICKEL BLACK PASSIVATE OVER ELECTROLESS NICKEL (1000HRS SALT SPRAY RESISTANCE)
P	CADMIUM OLIVE DRAB OVER ELECTROLESS NICKEL (SELECTIVE PLATING)

NOTES FOR SELECTIVE PLATING: -

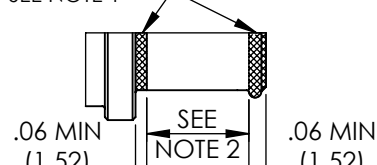
1. CADMIUM/NICKEL INTERFACE SHALL BE COATED WITH POLYSULFIDE SEALANT.

2. AREA FREE OF CADMIUM.

R85049/84-16W03

## SELECTIVE PLATING

SEE NOTE 1



BASIC PART NUMBER  
 SPECIFICATION SHEET  
 CONFIGURATION  
 - (DASH) FOR SELF-LOCKING  
 CONNECTOR SHELL SIZE (TABLE 1)  
 FINISH (TABLE 2)  
 ENTRY SIZE (TABLE 1)

DIMENSIONS:  
INCHES

DWN: N.HAWKINS

04/06/2019

MATERIAL: SEE P/N BREAKDOWN

FINISH: SEE P/N BREAKDOWN

TOLERANCES UNLESS  
OTHERWISE SPECIFIED:

CHK: R.STYLES

14/06/2019



TE Connectivity

APVD: M.PAUL

27/06/2019

PART NUMBER:

R85049/84 SERIES

GENERAL TOL  
LINEAR  $\pm .01"$   
ANGULAR  $\pm 1^\circ$ 

PRODUCT SPEC:

-

NAME: Connector Accessories, Electrical, Backshell, 90 Deg, Self-Locking, Shield Band Termination (RFI/EMI), Shrink Sleeve Accommodation, Category 3B

APPLICATION SPEC:

-

SIZE

CAGE CODE

DRAWING NO

RESTRICTED TO

WEIGHT:

A4

06090

C=P45758

CUSTOMER DRAWING

SCALE

1:1

SHEET

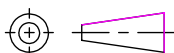
2

OF

2

REV

CA



# Mouser Electronics

Authorized Distributor

Click to View Pricing, Inventory, Delivery & Lifecycle Information:

[TE Connectivity:](#)

[R85049/84-24W02](#)