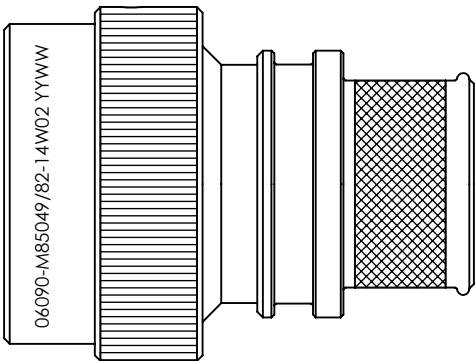


REVISIONS



SELF-LOCKING  
SHIELD BAND TERMINATION  
SHRINK BOOT ACCOMMODATION ADAPTOR

1. THIS PRODUCT IS DESIGNED TO TERMINATE A BRAIDED CABLE SHIELD AND A HEAT SHRINKABLE LIPPED BOOT TO A CONNECTOR, AND DESIGNED TO MEET REQUIREMENTS OF AS85049/82.
2. ALL COMPONENTS SHALL BE PACKAGED AND SUPPLIED IN A PLASTIC BAG AND LABELED WITH M85049/82 DESIGNATION. e.g. M85049/82-14W02.
3. THIS ADAPTOR MATES TO CONNECTOR SAE-AS50151 CRIMP, MIL-DTL-26482 SERIES 2, SAE-AS81703 SERIES 3, AND MIL-DTL-83723 SERIES III.
4. PART SUPPLIED WITH STANDARD DETENTED SELF-LOCKING WHICH PROVIDES A POSITIVE AUDIBLE DETENTED COUPLING.
5. CATEGORY 3B - MEDIUM DUTY - NON-ENVIRONMENTAL
6. FOR MATERIALS AND PLATING FINISHES INFORMATION REFER TO R85049.  
FOR ALTERNATIVE MATERIALS AND PLATING FINISHES CONTACT TE CONNECTIVITY.

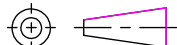
RELEASED FOR PUBLICATION

ALL RIGHTS RESERVED.

THIS DRAWING IS UNPUBLISHED.

BY

© COPYRIGHT 20

DIMENSIONS: INCHES	DWN: N.HAWKINS	30/05/2019	MATERIAL: SEE P/N BREAKDOWN		FINISH: SEE P/N BREAKDOWN	
	CHK: R.STYLES	14/06/2019	<div>TE</div> TE Connectivity			
	APVD: M.PAUL	27/06/2019				
	TOLERANCES UNLESS OTHERWISE SPECIFIED:  GENERAL TOL LINEAR $\pm 0.01"$ ANGULAR $\pm 1^\circ$	PRODUCT SPEC:	PART NUMBER: R85049/82 SERIES			
-		NAME: Connector Accessories, Electrical, Backshell, Straight, Self-Locking, Shield Band Termination (RFI/EMI), Shrink Sleeve Accommodation, Category 3B				
APPLICATION SPEC:						
-		SIZE	CAGE CODE	DRAWING NO	RESTRICTED TO	
	WEIGHT:	A4	06090	C-P45750		
	CUSTOMER DRAWING			SCALE	1.5:1	
				SHEET	1 OF 2	
			REV CA			

## REVISIONS

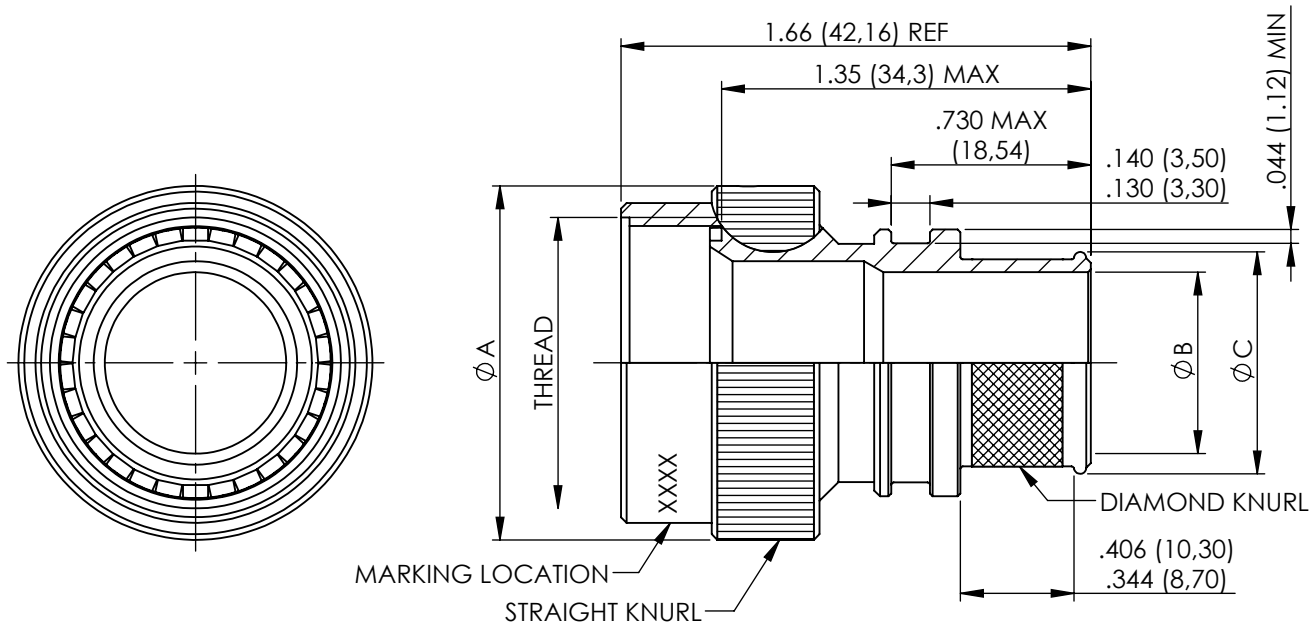


TABLE 1

ACCESSORY SHELL SIZE	FOR CONNECTOR SHELL SIZE (REF)				THREAD	A MAX DIA	B DIA ±.010 ENTRY SIZE		C DIA REF	
	AS81703 SERIES 3	MIL-DTL-26482 SERIES 2	AS50151 CRIMP	MIL-DTL-83723 SERIES III			02	03	02	03
08	---	8	8S	8	1/2-20 UNEF	.885 (22,48)	N/A	.250 (6,35)	N/A	.395 (10,03)
10	---	10	10S, 10SL	10	5/8-24 UNEF	1.010 (25,65)	N/A	.312 (7,92)	N/A	.457 (11,61)
12	7	12	12S AND 12	12	3/4-20 UNEF	1.135 (28,83)	.312 (7,92)	.438 (11,13)	.457 (11,61)	.583 (14,81)
14	12	14	14S AND 14	14	7/8-20 UNEF	1.260 (32,00)	.438 (11,13)	.562 (14,27)	.583 (14,81)	.707 (17,96)
16	19	16	16S AND 16	16	1-20 UNEF	1.385 (35,18)	.500 (12,70)	.625 (15,88)	.645 (16,38)	.770 (19,56)
18	27	18	18	18	1 1/16-18 UNEF	1.510 (38,35)	.625 (15,88)	.750 (19,05)	.770 (19,56)	.895 (22,73)
20	37	20	20	20	1 3/16-18 UNEF	1.635 (41,53)	.625 (15,88)	.812 (20,62)	.770 (19,56)	.957 (24,31)
22	---	22	22	22	1 5/16-18 UNEF	1.760 (44,70)	.688 (17,48)	.938 (23,83)	.829 (21,06)	1.083 (27,51)
24	---	24	24	24	1 7/16-18 UNEF	1.885 (47,88)	.750 (19,05)	1.000 (25,40)	.895 (22,73)	1.145 (29,08)
28	---	---	28	---	1 3/4-18 UNS	2.135 (54,23)	.875 (22,23)	1.125 (28,58)	1.020 (25,91)	1.270 (32,26)
61	61	---	---	---	1 1/2-18 UNEF	1.95 (49,53)	.750 (19,05)	1.000 (25,40)	.895 (26,30)	1.145 (29,08)

METRIC EQUIVALENTS ARE IN PARENTHESIS AND ARE GIVEN FOR GENERAL INFORMATION ONLY

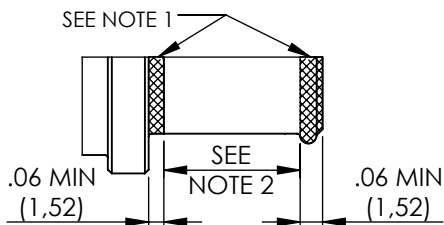
TABLE 2

CODE	FINISH
N	ELECTROLESS NICKEL (96HRS SALT SPRAY RESISTANCE)
W	CADMIUM OLIVE DRAB OVER ELECTROLESS NICKEL (1000HRS SALT SPRAY RESISTANCE)
Z	ZINC NICKEL BLACK PASSIVATE OVER ELECTROLESS NICKEL (1000HRS SALT SPRAY RESISTANCE)
P	CADMIUM OLIVE DRAB OVER ELECTROLESS NICKEL (SELECTIVE PLATING)

## NOTES FOR SELECTIVE PLATING: -

1. CADMIUM/NICKEL INTERFACE SHALL BE COATED WITH POLYSULFIDE SEALANT.
2. AREA FREE OF CADMIUM.

## SELECTIVE PLATING



BASIC PART NUMBER \_\_\_\_\_  
 SPECIFICATION SHEET \_\_\_\_\_  
 CONFIGURATION \_\_\_\_\_  
 - (DASH) FOR SELF-LOCKING  
 CONNECTOR SHELL SIZE (TABLE 1) \_\_\_\_\_  
 FINISH (TABLE 2) \_\_\_\_\_  
 ENTRY SIZE (TABLE 1) \_\_\_\_\_

R85049/82-14W02

DIMENSIONS:  
INCHES

DWN: N.HAWKINS

30/05/2019

MATERIAL: SEE P/N BREAKDOWN

FINISH: SEE P/N BREAKDOWN

TOLERANCES UNLESS  
OTHERWISE SPECIFIED:

CHK: R.STYLES

14/06/2019



TE Connectivity

APVD: M.PAUL

27/06/2019

PART NUMBER:

R85049/82 SERIES

GENERAL TOL  
LINEAR ±.01"  
ANGULAR ±1°

PRODUCT SPEC:

-

NAME:

Connector Accessories, Electrical, Backshell,  
Straight, Self-Locking, Shield Band Termination  
(RFI/EMI), Shrink Sleeve Accommodation, Category 3B

APPLICATION SPEC:

-

SIZE

CAGE CODE

DRAWING NO

RESTRICTED TO

WEIGHT:

A4

06090

C=P45750

CUSTOMER DRAWING

SCALE

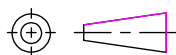
1.5:1

SHEET

2 OF 2

REV

CA



THIS DRAWING IS UNPUBLISHED.

ALL RIGHTS RESERVED.

COPYRIGHT 20 BY

# Mouser Electronics

Authorized Distributor

Click to View Pricing, Inventory, Delivery & Lifecycle Information:

[TE Connectivity:](#)

[R85049/82-20W03](#)